

Consolidated Annual Homelessness Report / Implementation Plan Update Item 7.1

City of San José
November 5, 2024

Erik L. Soliván, Housing Director

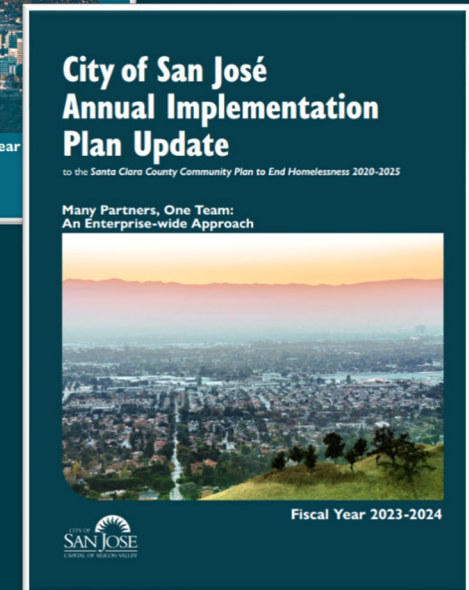

Jon Cicirelli, Director of Parks, Recreation and
Neighborhood Services

John Ristow, Director, Department of
Transportation

Omar Passons, Deputy City Manager

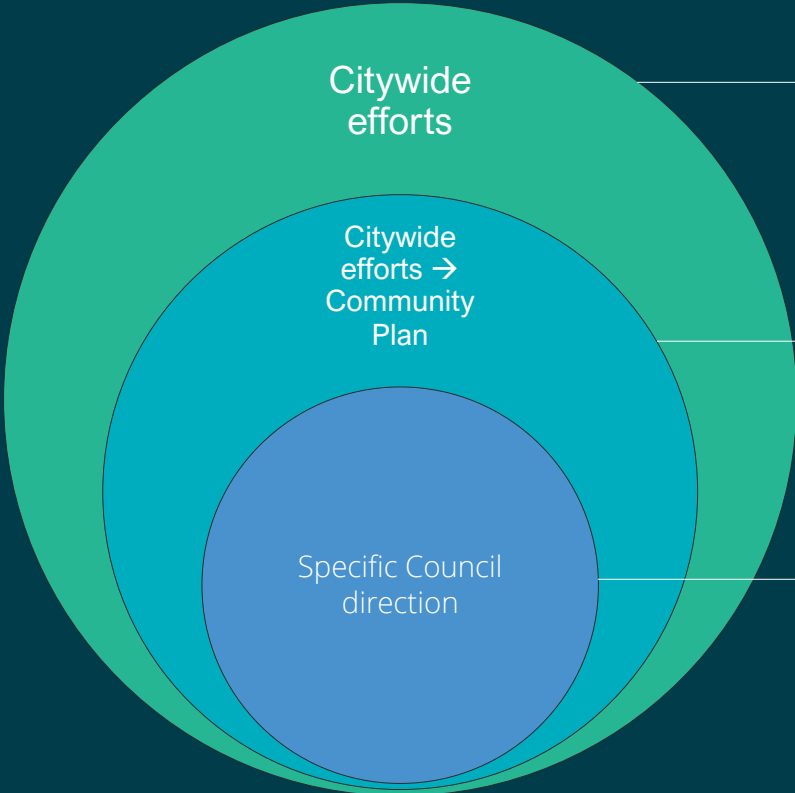
Overview

- ❑ Homelessness is a top priority for San José.
- ❑ The City supports individuals experiencing homelessness while addressing impacts on neighborhoods and waterways.
- ❑ Transition from department-specific reports to two comprehensive reports for FY 2023-2024.
- ❑ Key Documents:
 - Consolidated Annual Homelessness Report
 - Annual Implementation Plan Update



Reducing Unsheltered Homelessness

Understanding The Relationships



Consolidated Annual Homelessness Report
Broad City Level



Annual Implementation Plan Update
Focused on commitment to CPTEH



Focus Area Scrum Teams
Key activities for reducing unsheltered homelessness and impact management

Reducing Unsheltered Homelessness

Annual Objectives (as measured by Key Results – OKRs)



Increase Supply

Increase supply of Interim Housing, Safe Parking, and Safe Sleeping Sites
Construct and open 1,089 units/spaces by July 31st, 2025.



Provide Support

Provide support to unsheltered individuals in their transition to and experience in managed operations and/or programs



Manage Impacts

Manage impacts on both Neighborhoods and Waterways by cleaning and maintaining 12 miles of waterway in addition to reducing the largest and most impactful encampments.



Improve Productivity

Improve productivity by establishing and sustaining a high-performing team supported by effective tools, accurate data, clear processes, and timely, transparent reporting.

Reducing Unsheltered Homelessness | Key Results (Quarter 1, July - September 2024)



Increase Supply

- 1 Develop an outline of the staffing, operating and organizational chart needed to support the work.
- 2 Create detailed financial projections for SOS/BNS sites based on 100 people per acre capacity.
- 3 Identify four (4) sites for construction of SOS/BNS. (language change needed, maybe)
- 4 Define the design parameters for SOS/BNS.
- 5 Complete construction documents for Cerone Interim Housing Project and obtain Public Works Director final signature.
- 6 Identify a delivery method for the Cherry Interim Housing Project, produce a project construction schedule and scope, and initiate Construction Documents.
- 7 All ten (10) sites are on track for delivery on time.



Provide Support

- 1 Post for six (6) FTE for Housing Department.
- 2 Achieve 90% utilization rate for available interim city shelters.
- 3 Conduct a Waterway Count and Survey of people living in direct discharge areas and impacted waterways to determine their population size, assistance required to relocate, and preferences for shelter or housing.
- 4 Finalize document of existing referral processes for interim shelter and adapt to include referrals for SOS/BNS sites; present to Scrum leadership.
- 5 Develop a framework to support employment opportunities with key Departments, including work2Future and Library for participants in interim shelters, safe parking, and safe outdoor sleeping sites.
- 6 Develop staffing and operations scope for SOS/BNS, including services and amenities.



Manage Impacts

- 1 Assign tiers to all encampments (tents, structures, and vehicles).
- 2 Post and hire ten (10) new FTE related to Managing Impacts (PRNS) and post two (2) new FTE for DOT related to Managing Impacts.
- 3 Develop simplified Waterboard Response Protocol.
- 4 Begin enforcement of posted tow-away parking restrictions at three (3) pilot program schools impacted by oversized vehicles.
- 5 Establish a Code of Conduct for encampment locations.
- 6 Launch RVP3 2.0 expanded program by September 30, 2024.
- 7 Develop new Trash Pickup route with 40 new encampment locations.



Improve Productivity

- 1 Ensure all Scrum teams have the right people they need to do the work, including posting for/hiring FTEs as part of the main key result.
- 2 Ensure people joining the scrum teams have clarity on their roles.
- 3 Create a SharePoint lists tool to support clear communication and workflow management.
- 4 Finalize and submit the Direct Discharge Progress report.
- 5 Collect data inputs for the Consolidated Annual Homelessness Report / Implementation Plan Update.
- 6 Finalize Executive Briefing Report to include high-level project status report and major team activities.
- 7 Draft initial Project Status Report to include a project overview, services coming online, and current statuses/issues.
- 8 Draft a roadmap of data tools and reporting requirements for different stakeholder groups, including an integrated vision for how data will be harmonized across multiple departmental sources.

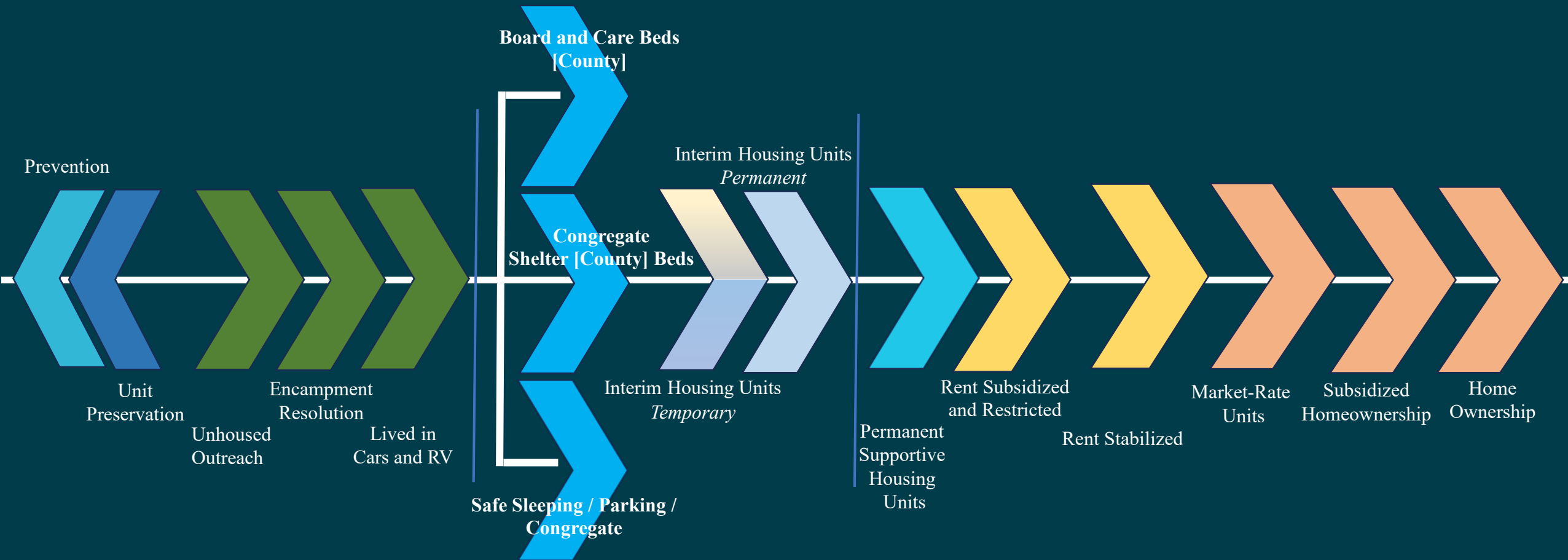
STATUS

On-track

Minor Delay/Course Correction Needed

Off-Track or Significant Shift in Work Occurred

Throughput on Housing Continuum



Financing and Aligning Demand to Supply on the Housing Continuum

Financing

- ❑ Pro Forma all sites and assets under management
- ❑ Identify opportunities for public-private-partnership fundraising

Alignment

- ❑ Balancing → Shelter and housing product types
- ❑ Optimizing → Product type to funding availability
- ❑ Planning → Speed of delivery NOW while setting the foundation for effective asset portfolio management LATER
- ❑ Managing → What is NEXT to transition the NOW product type to the LATER

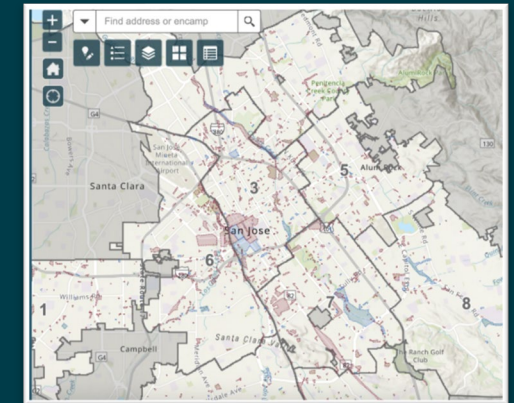
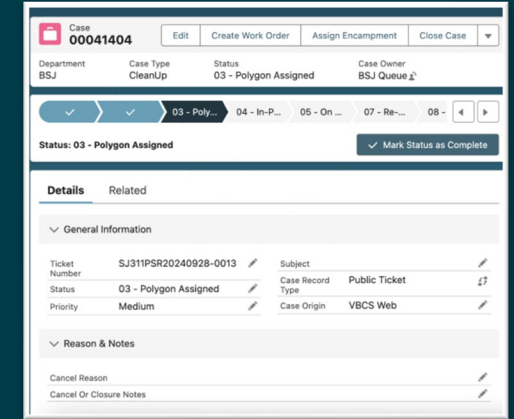
BeautifySJ Encampment Management Program

a) Encampment Response Coordination System – Phase I

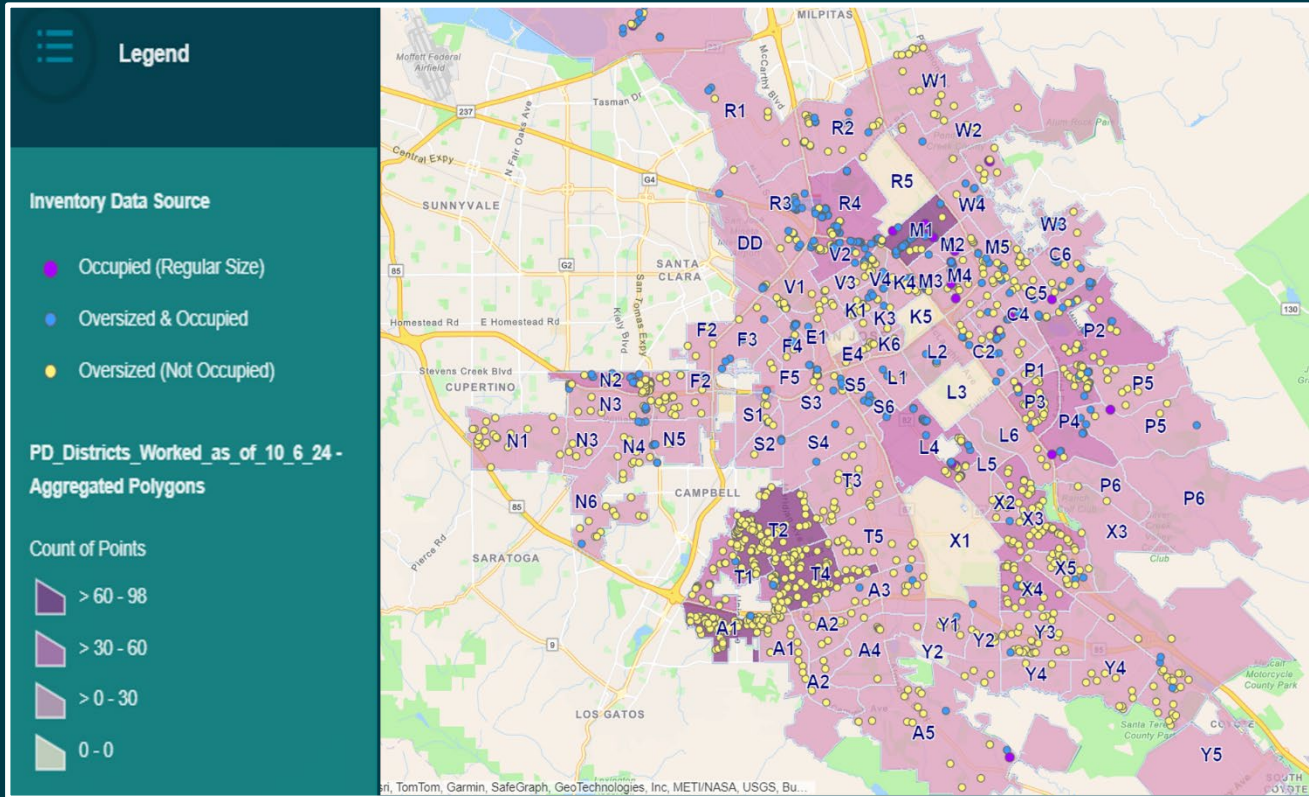
- ❑ Launched web-based encampment complaint form
- ❑ Improved coordination and data tracking between BeautifySJ and Homelessness Response Team for human and sanitation services
- ❑ Developing infrastructure to enhance system in Phase II

b) Encampment Services

- ❑ **90%** on-time delivery for weekly encampment trash service
- ❑ Collected **104,000 lbs.** of biowaste, **9,084,000 lbs** of trash
- ❑ Conducted **298** abatements
- ❑ Scaled up to **814** Cash for Trash Program Participants



Oversized Vehicle Regulation Pilot Program (MBA #16)



- Identifies areas impacted by oversized and lived-in vehicles parked on city streets
- Pilots temporary and permanent restrictions facilitating vehicle circulation
- Assists with clean-up of impacted areas
 - 30 sites in FY 24-25
 - 50 sites in FY 25-26

FY 2024-2025	Jul	Aug	Sep	Oct	Nov	Dec	Jan	Feb	Mar	Apr	May	Jun
Recruitment/Hiring												
SJ311 Update/Maint.												
Field Survey/Count												
Analysis/Prioritization												
Engagement												
First Enhanced Sweep												
+10 Enhanced Sweeps												
+20 Enhanced Sweeps												
Status Report Out (T&E)												

IN PROGRESS: Oversized and Lived-in Vehicle Inventory Map

FY 24-25 Action Plan and Milestones

Questions?

Consolidated Annual Homelessness Report / Implementation Plan Update Item 7.1

City of San José
November 5, 2024

Erik L. Soliván, Housing Director

Jon Cicirelli, Director of Parks, Recreation and
Neighborhood Services

John Ristow, Director, Department of
Transportation

Omar Passons, Deputy City Manager