



# Latino Health Assessment and Cost of Gun Violence Study

**Dr. Sarah Rudman**

**Health Officer and Public Health Department Director**

DECEMBER 10, 2025



---

# Goals of the Latino Health Assessment



Provide historical context

---



Offer comprehensive overview of Latino health

---

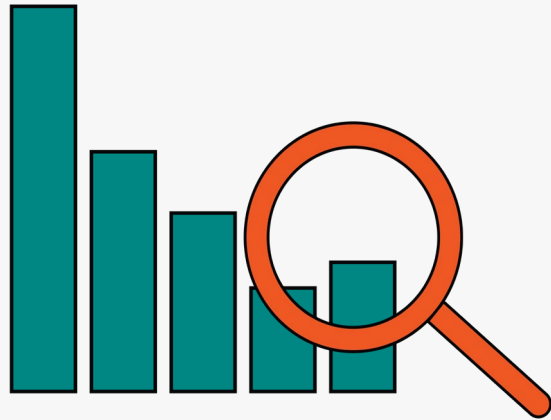


Guide strategic action planning


---

---


## A variety of data inform the LHA



Quantitative  
Surveillance Data



Quantitative Service  
Utilization Data



Community Voices

---

# LHA: Areas of Interest

---

## Historical Racism and Discrimination

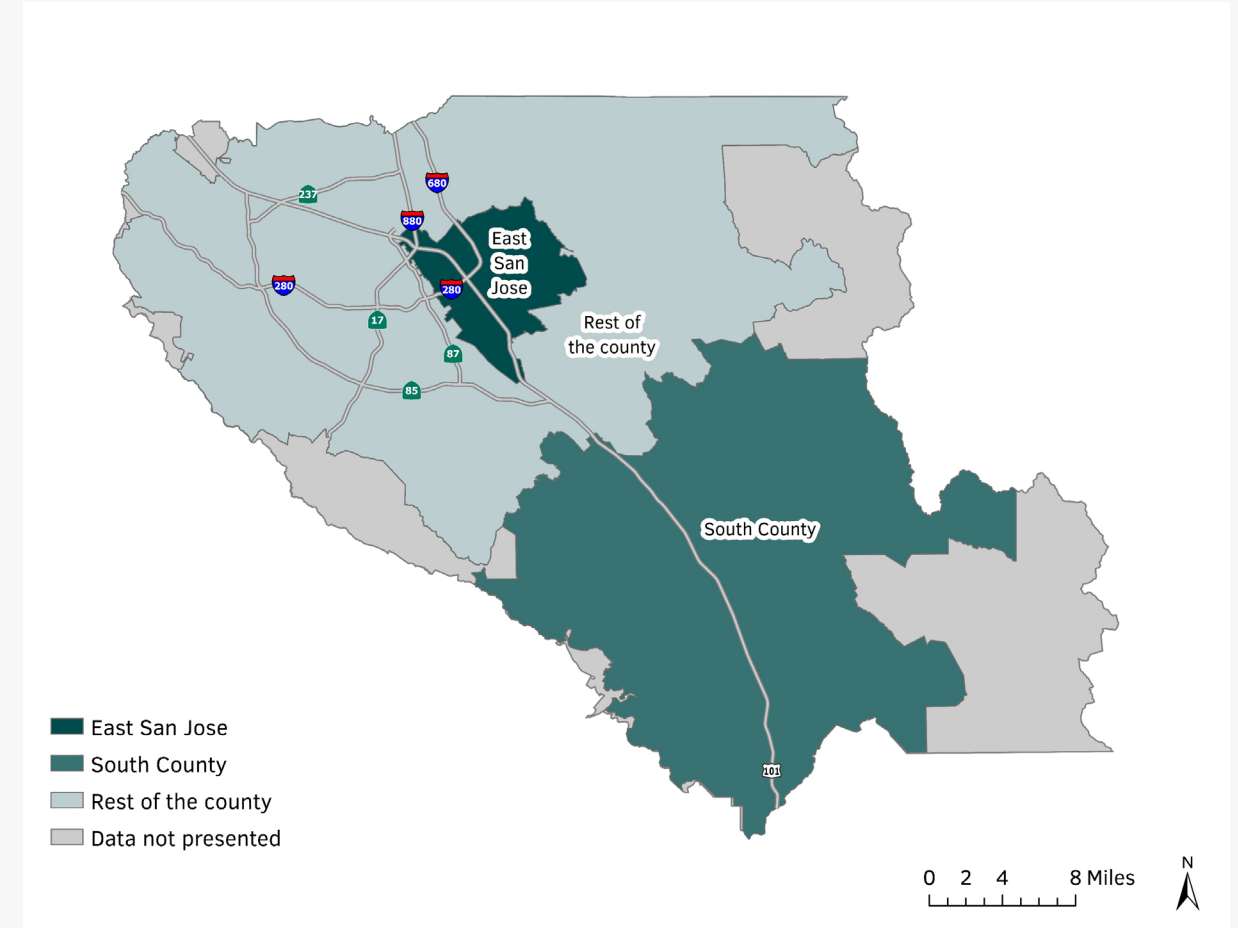
- Demographics
- Economics and Housing
- Neighborhood and Living Conditions
- Education
- Maternal, Child, and Youth Health
- Access to Health Care
- Behavioral Health



# East San José and South County regions, Santa Clara County

Latinos account for most of the population in East San José and South County, where we see:

- Higher toll of health disparities,
- Lower life expectancy,
- Less healthy neighborhood living conditions,
- Housing challenges creating chronic instability,
- Higher rates of firearm-related injuries and violence,
- Higher rates of youth involvement in foster care and probation systems.

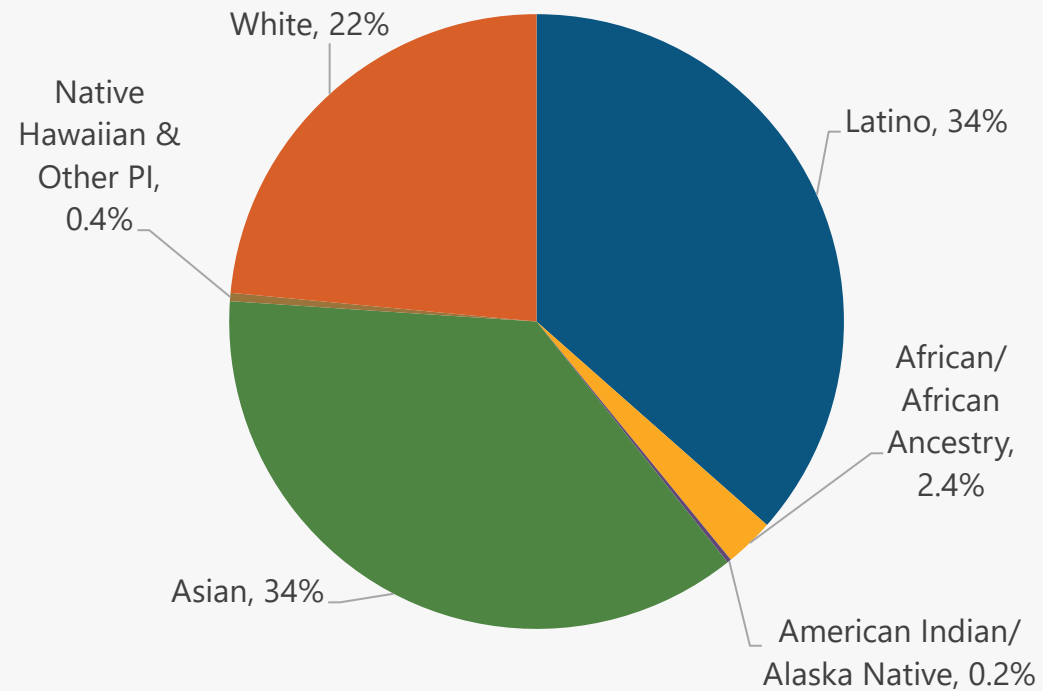




# Children and youth, Santa Clara County, 2017-2021

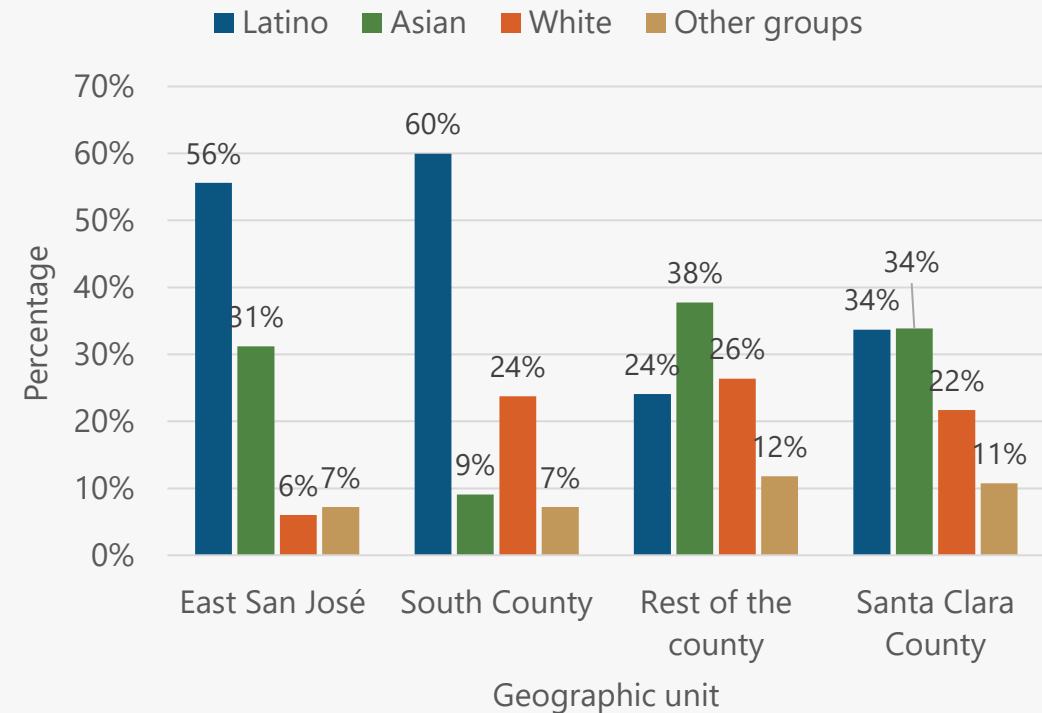
## Distribution by race/ethnicity

Children and youth ages less than 25 years



## Distribution by race/ethnicity and region

Children and youth ages less than 25 years

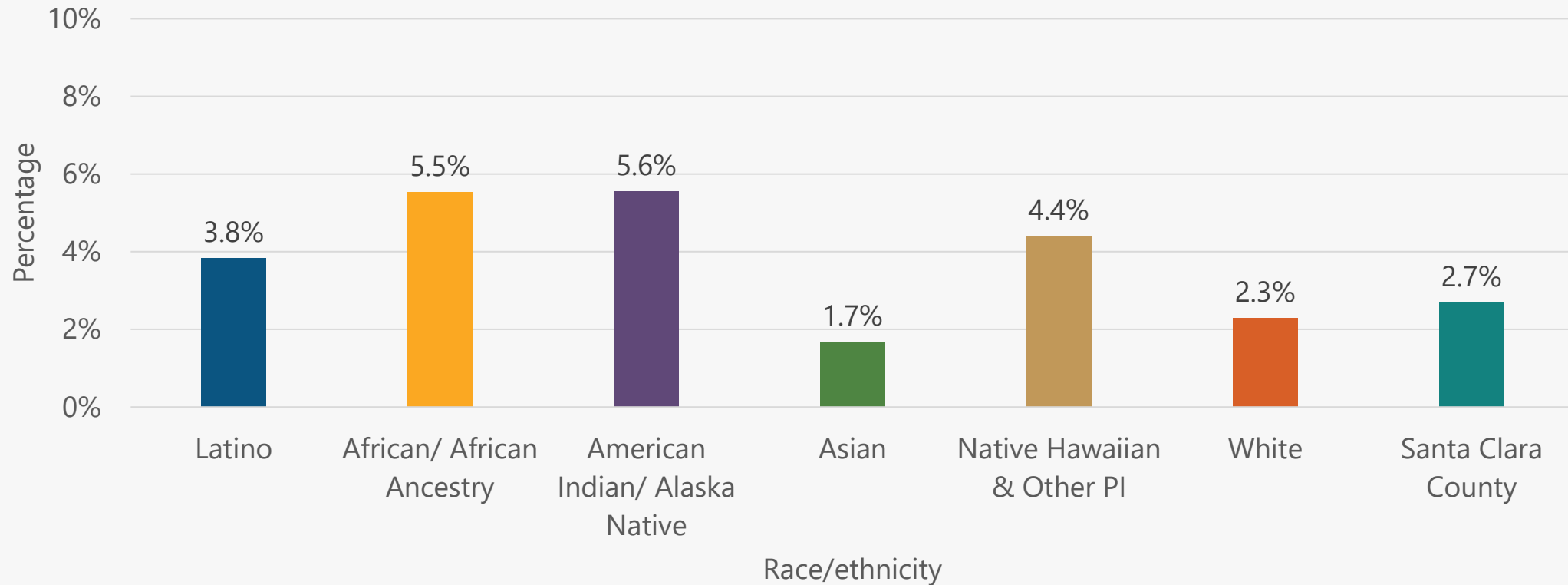




# Children and youth, Santa Clara County, 2017-2021

## Children living with disability by race/ethnicity

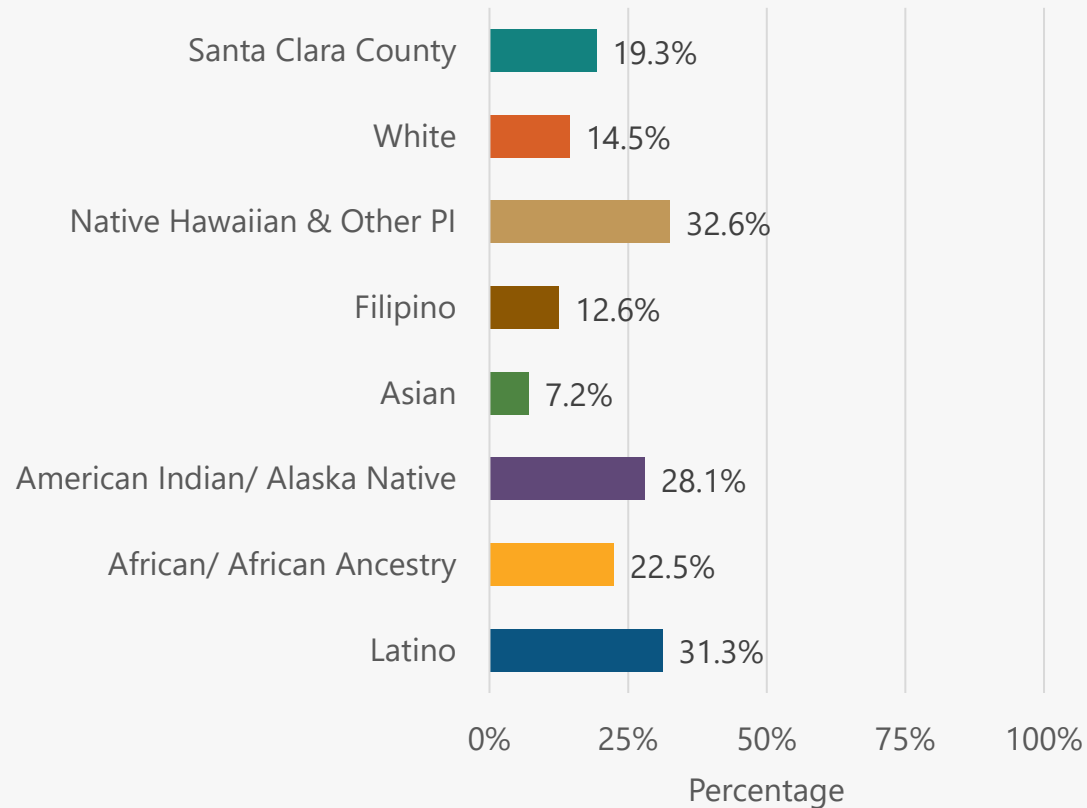
Children less than 18 years of age



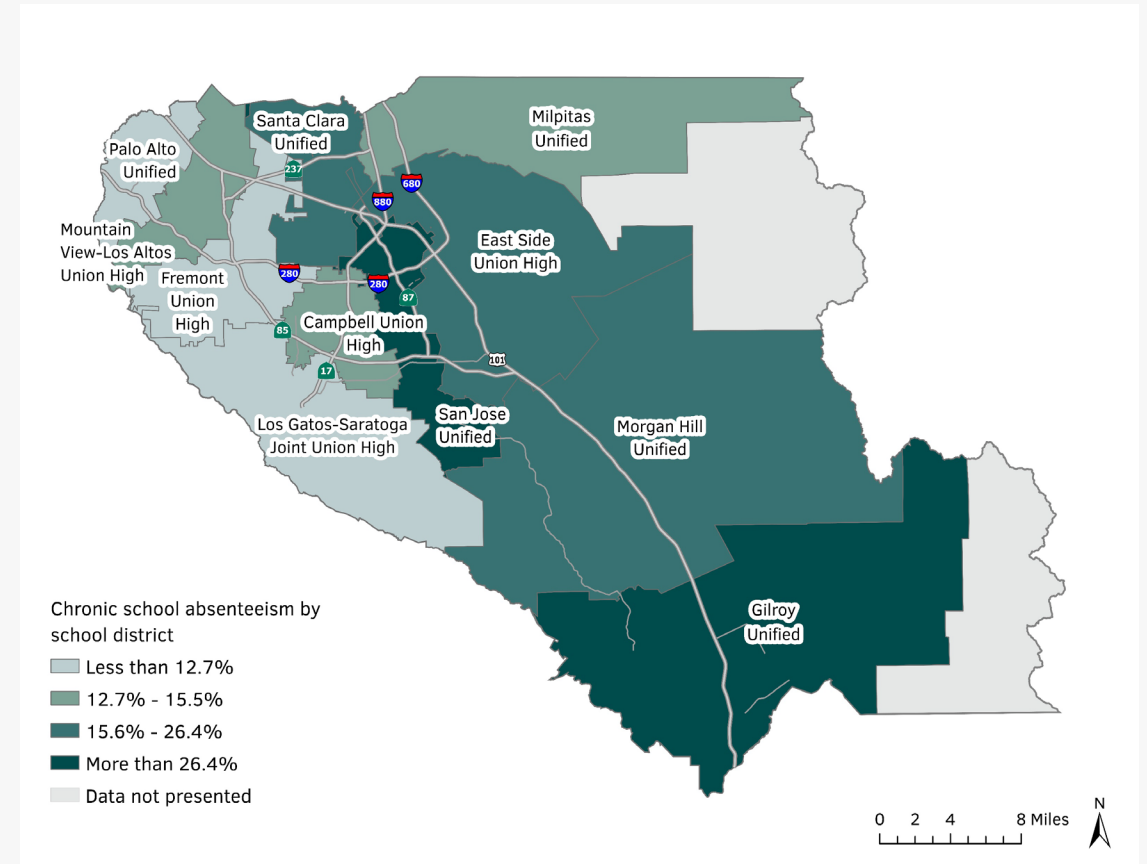


# Chronic absenteeism rate, Santa Clara County, 2022-2023

## Rate by race/ethnicity



## Rate by school district that include high school

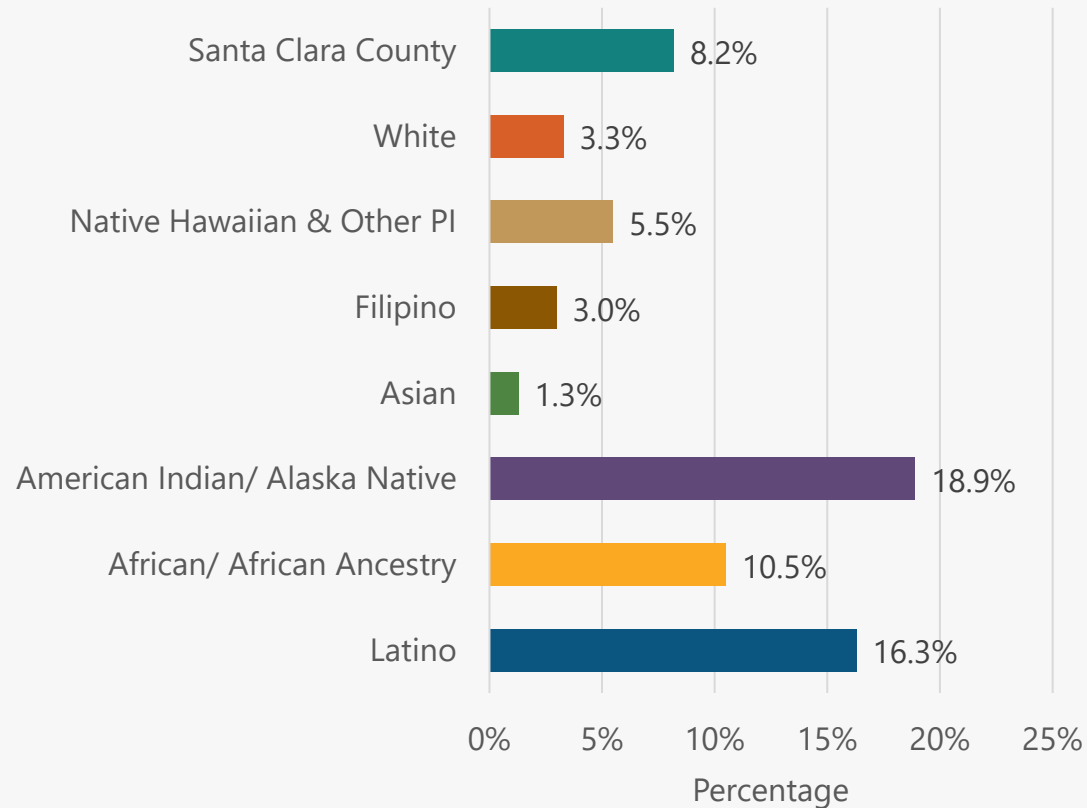




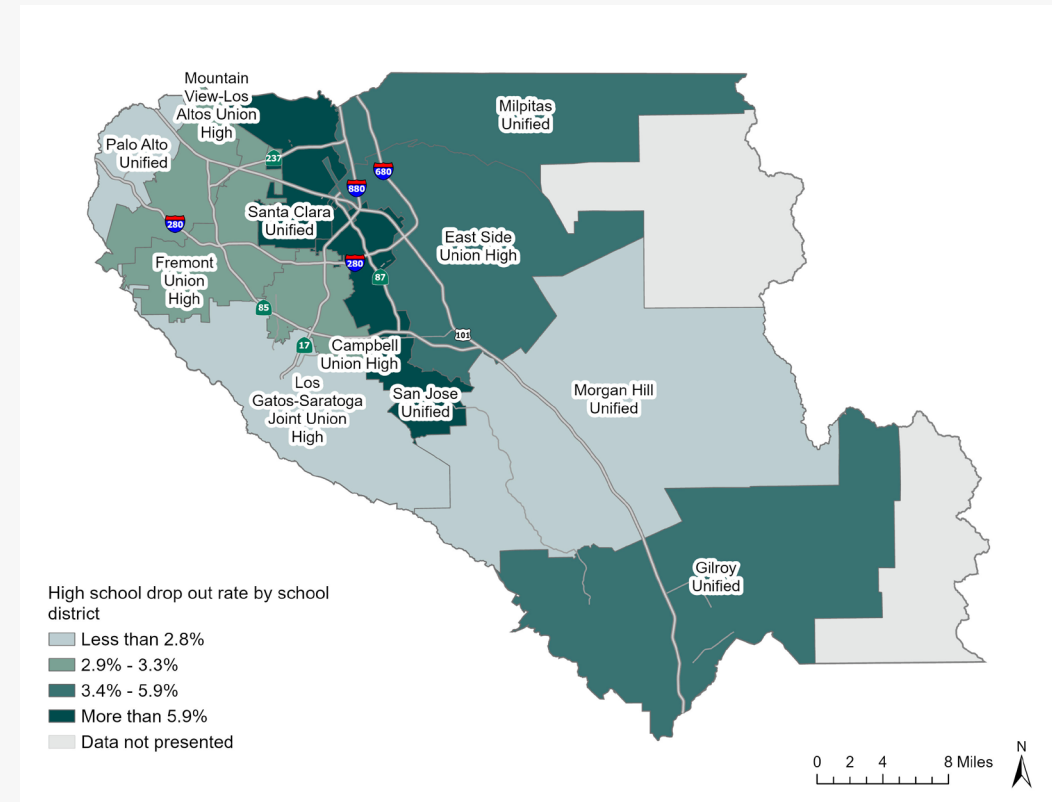


# High school drop out rate, Santa Clara County, 2022-2023

## Rate by race/ethnicity



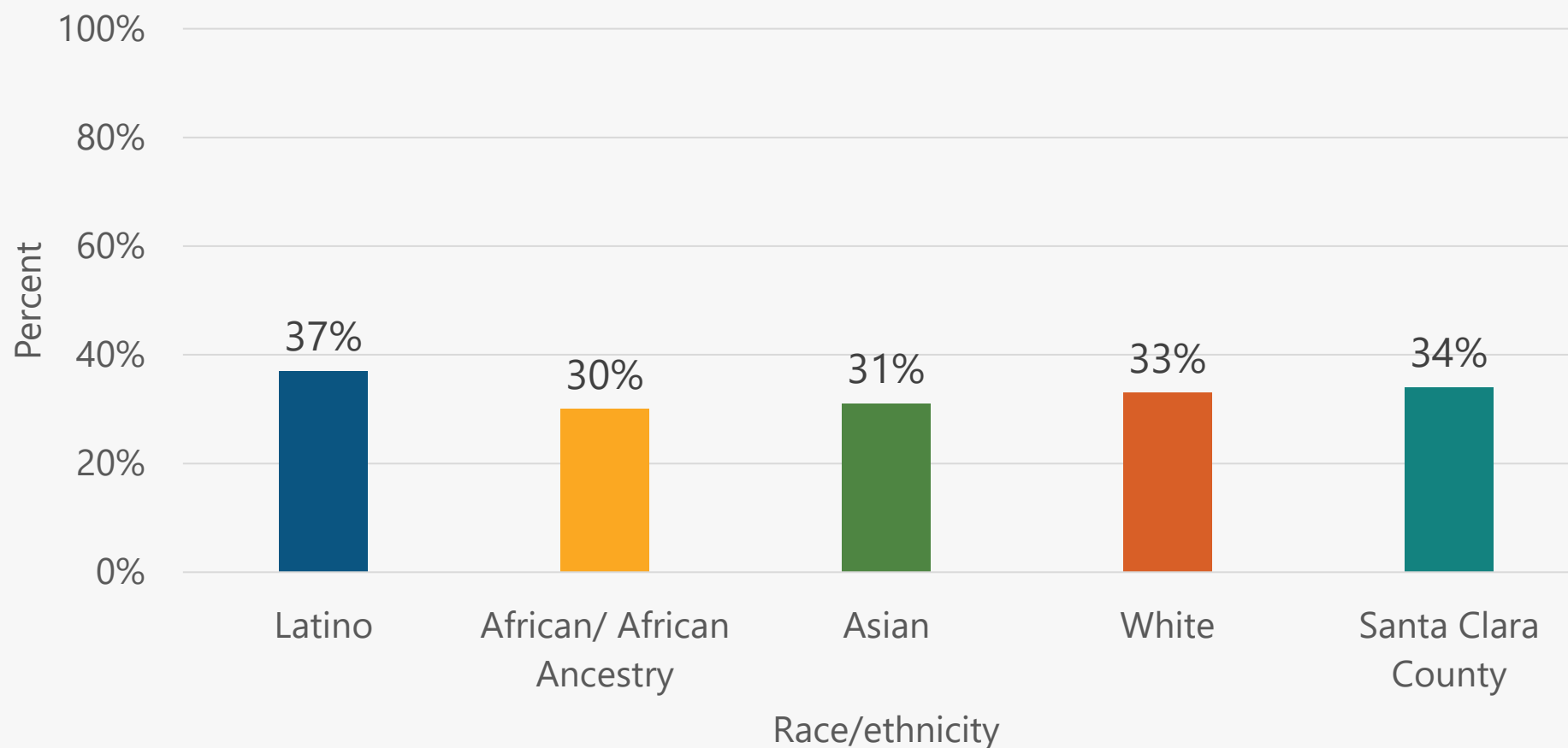
## Rate by school district that include high school





# Behavioral Health, Santa Clara County, 2021-2023

Percentage of high school students who reported feeling depressed in the past 12 months




# Law enforcement involvement, Santa Clara County

## Juvenile Justice cases

During 2020-2023 period,

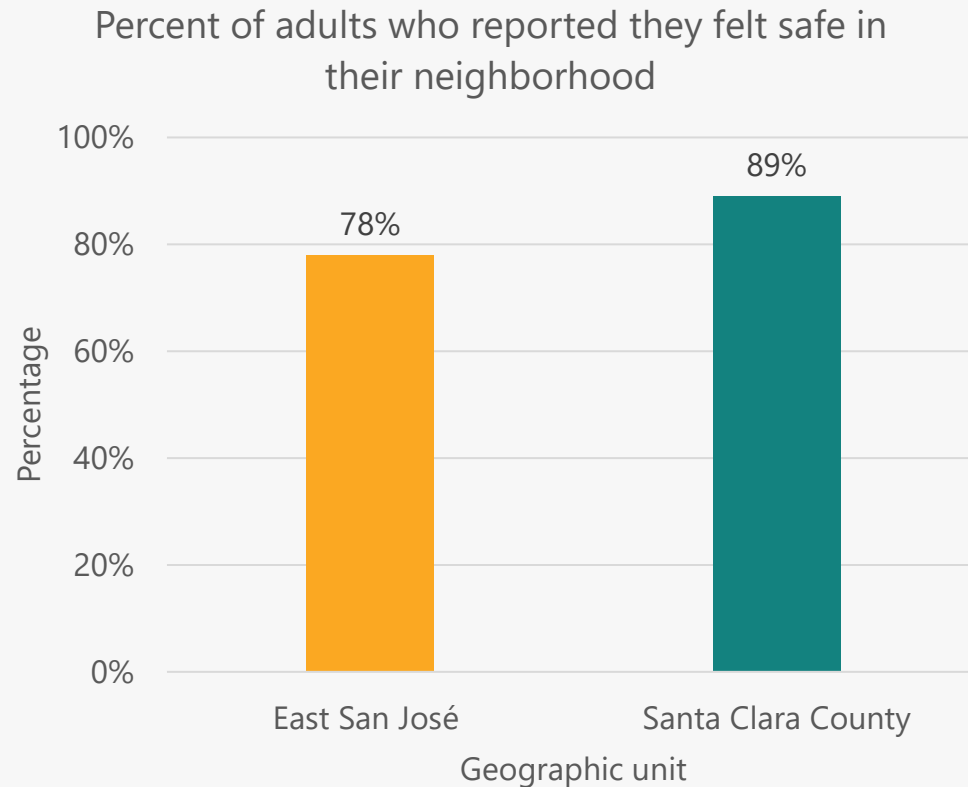
- Latino children represented 70% of the juvenile justice cases in the county.
- Highest number of juvenile justice cases were from zip code 95020 (n = 718), located in the South County.
- Four of the top 5 zip codes with highest number of juvenile justice cases were in the East San José region (95116, 95111, 95122, and 95127).
- Nine in 10 Juvenile Justice cases from zip code 95116 were Latino children (90%).





# Neighborhood safety and violence, Santa Clara County

## Neighborhood safety by geographic unit, 2022



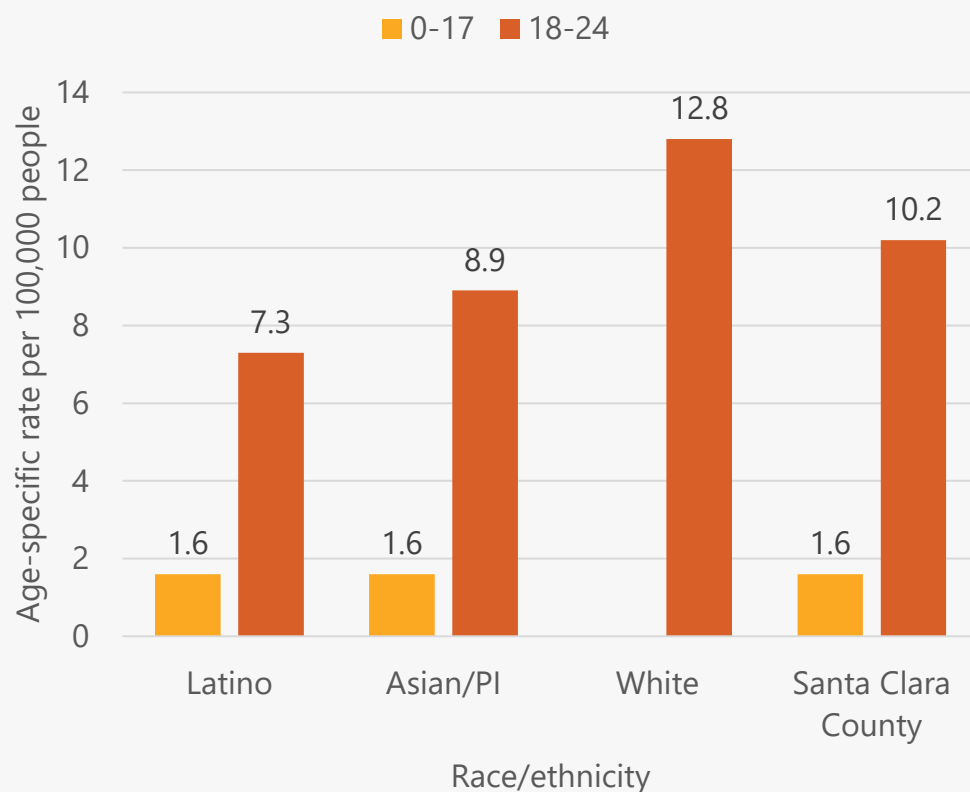
## Retailer density by geographic unit



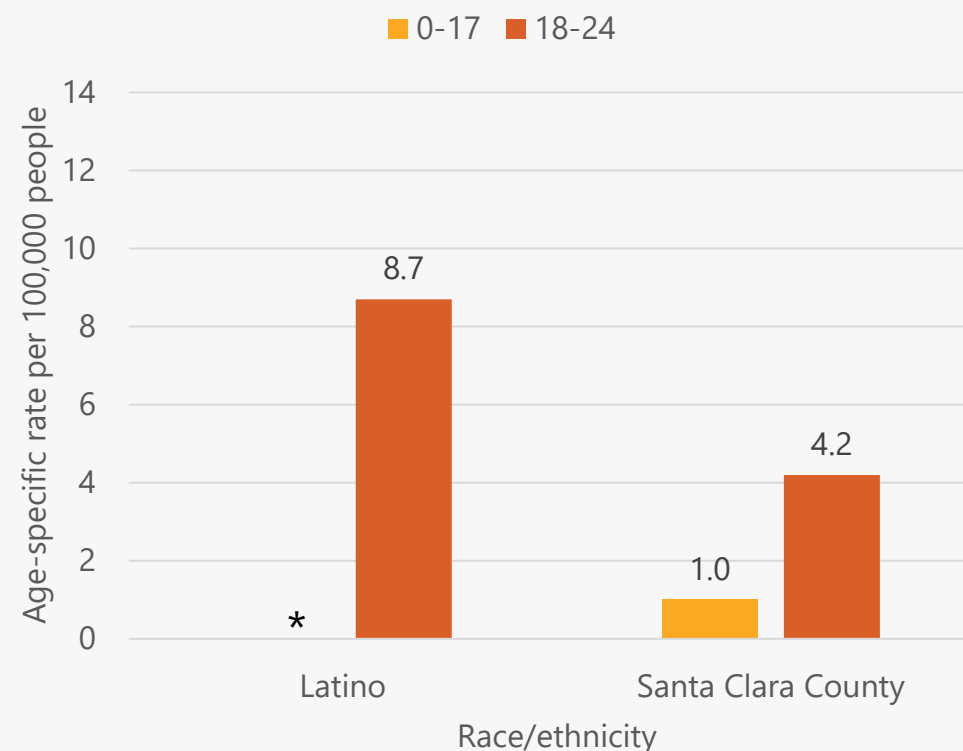


# Neighborhood safety and violence, Santa Clara County

## Suicide deaths, 2019-2023



## Homicide deaths, 2019-2023



\* Note: Firearm death data are not presented for Latino children ages 0-17 due to small count.

# **LHA Recommendations for All Systems, Organizations, and Communities**

## ■ **Dismantle Historical Discrimination & Marginalization**

- Enact policies and system changes that improve health and well-being
- Ensure meaningful and sustained engagement with Latino communities to inform planning and implementation of programs and services that impact them

## ■ **Prioritize Mental Health & Well-Being**


- Acknowledge and support alternative strategies, including culturally centered healing practices
- Center services around trauma-informed care that is culturally and linguistically appropriate
- Strengthen social support networks
- Develop education and youth development programs, skills training, and strong family support systems
- Create place-based interventions led by community members in highly impacted communities

## ■ **Provide Opportunities for Children and Youth to Succeed**

- Improve educational opportunities and skills training for youth
- Improve coordination of services for children living with foster families
- Develop strategies to reduce juvenile justice involvement for vulnerable youth
- Designate a South County Latino Cultural Community Center
- Assess investments in Early Childhood Education for pre-school-aged Latino children

## ■ **Increase Access to Quality Care & Improve Health Outcomes**

- Provide coordinated care that is culturally & linguistically appropriate, free from bias, discrimination, and stereotypes
- Build a physical and mental health workforce with the skills and experience to better serve the Latino community.
- Address South County care equity and clinic deserts



# **LHA Recommendations for All Systems, Organizations, and Communities**

## **■ Improve Data Collection & Analysis**

- Standardize and collect detailed demographic data across entities to identify disparities and inequities in the highest-burden zip codes and among the highest-need populations

## **County Board of Supervisors Additional Recommendations**

### **■ Increase Access to Quality Care & Improve Health Outcomes**

- Strategize relating to the implementation of promotoras and community health workers in East San Jose and South County

### **■ Provide Opportunities for Children and Youth to Succeed**

- Utilize the School-County Collaborative
- Expand partnership with San Jose Children and Youth Services Master Plan implementation

### **■ Housing & Homelessness**

- Explore the inclusion of anti-retaliation protections for renters
- Explore models for affordable housing: culturally responsive housing opportunities, social housing, alternatives for financing
- Advocate for expanding Section 8 funding

### **■ Violence Prevention**

- Provide strategy options to address disproportionate rates of gender-based violence and intimate partner violence in the Latino community and underreporting where it has been previously documented, such as the API community





## Cost of Gun Violence in Santa Clara County

2022



In collaboration with  
Pacific Institute for Research and Evaluation  
Prevention Institute

# Cost of Gun Violence Study

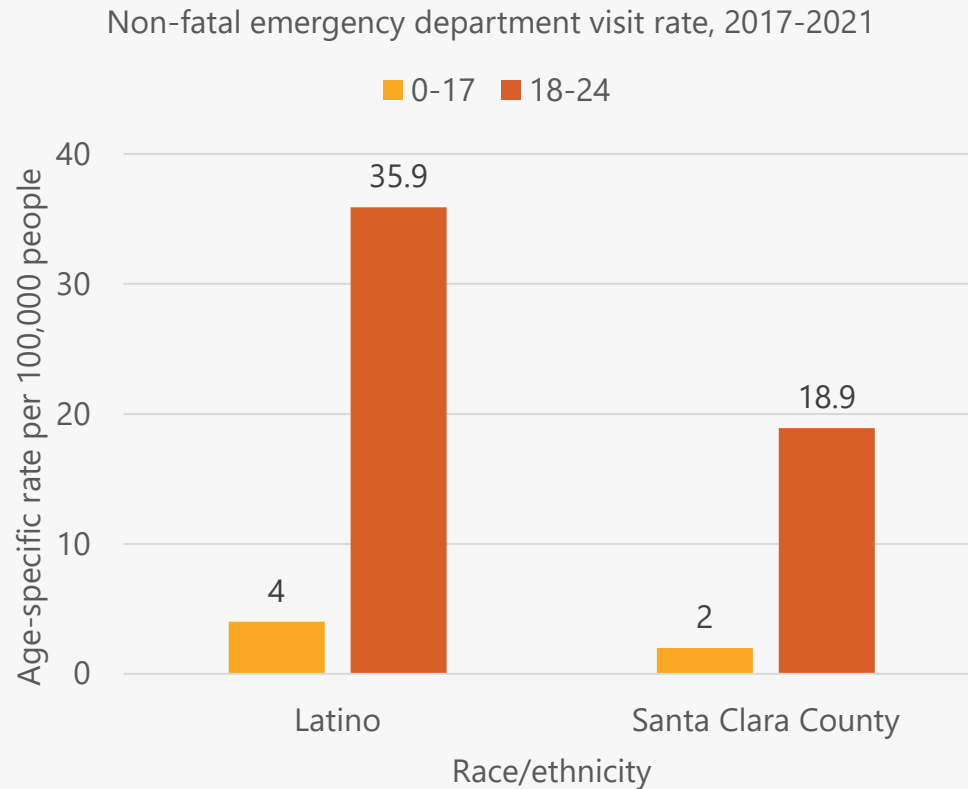
- Provided an economic analysis of:
  1. Direct costs associated with firearm injury and death across a continuum of public and private sectors
  2. Indirect costs, such as victim loss of wages and lost quality of life, are also included.
- Informed policy options and strategies to advance violence prevention.



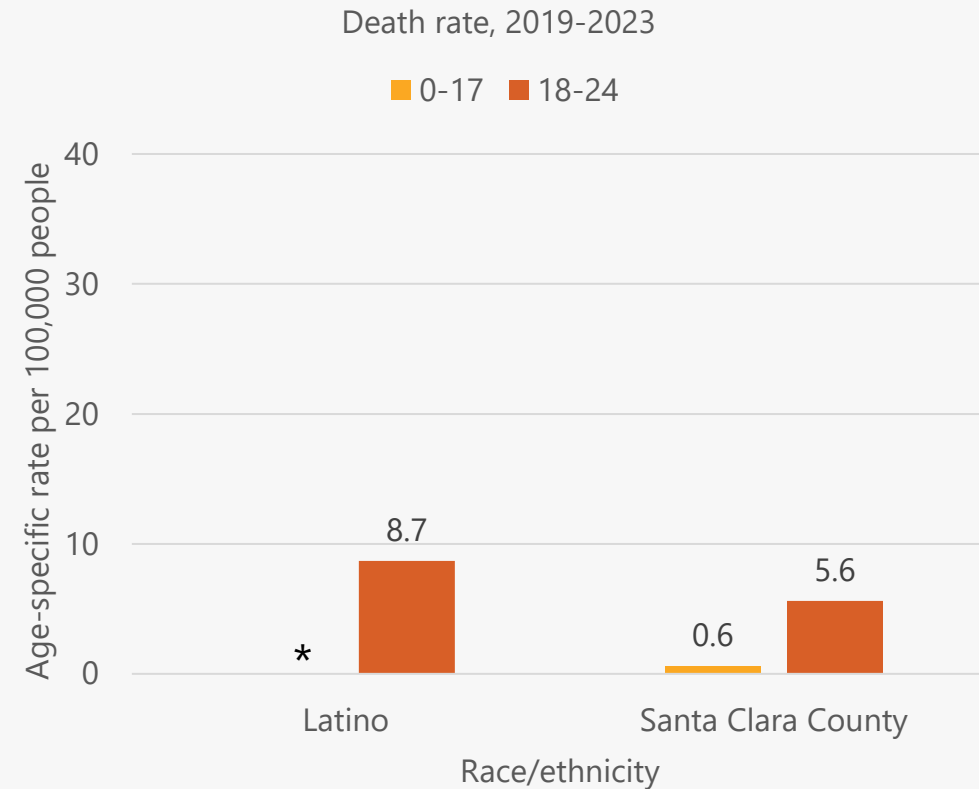


# Neighborhood safety and violence, Santa Clara County

## Firearm-related injuries by race/ethnicity and age



## Firearm deaths by race/ethnicity and age



\* Note: Firearm death data are not presented for Latino children ages 0-17 due to small count.

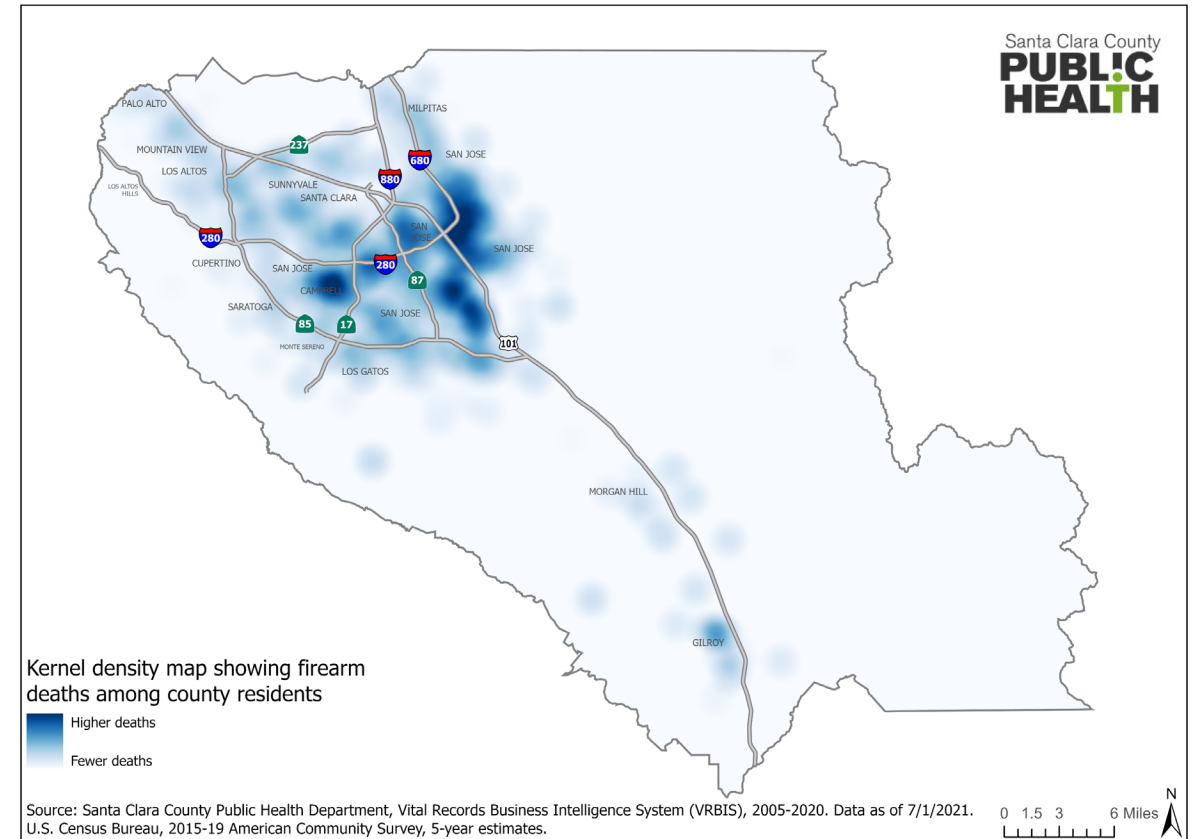


# Neighborhood safety and violence, Santa Clara County

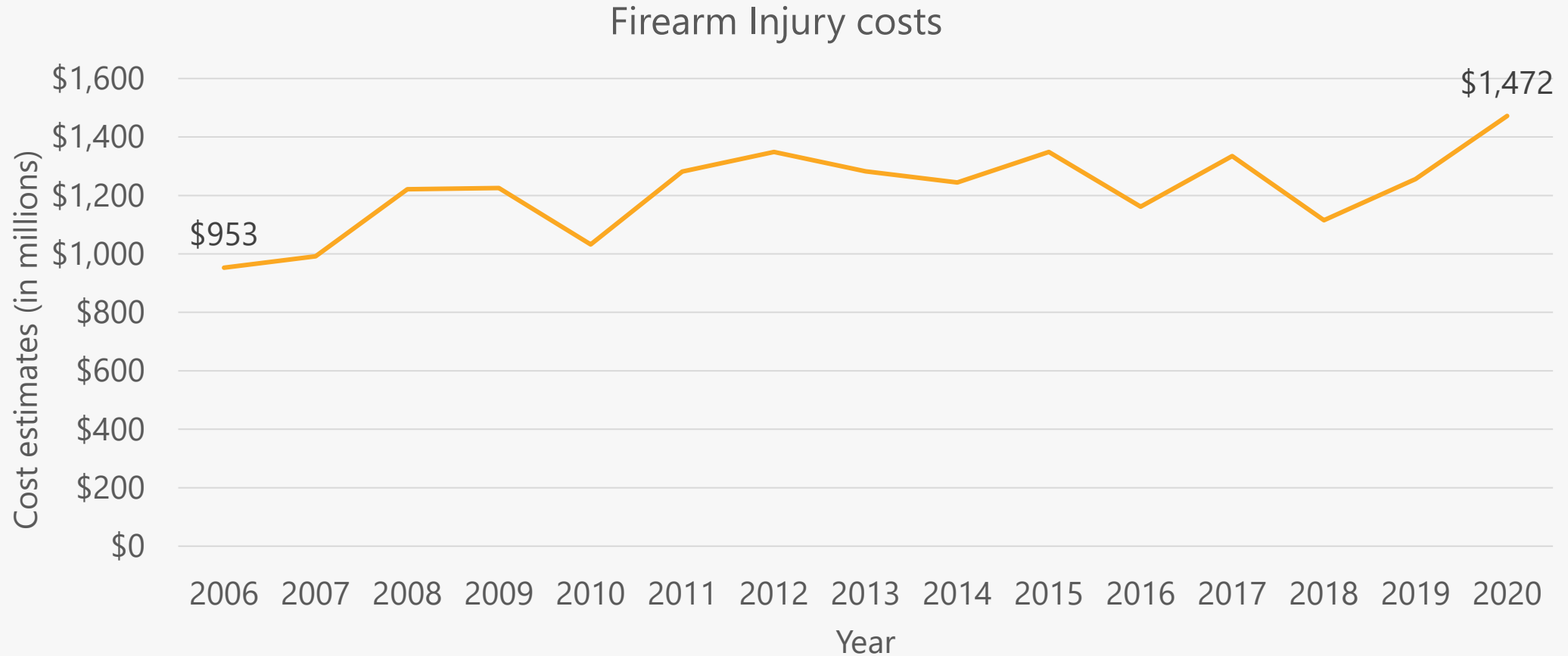
During 2019-2023 period,

- About 1 in 3 firearm deaths (32%) among county residents were among **Latino** residents.
- More than 9 in 10 firearm deaths (91%) were among **male** residents.
- One in 3 firearm deaths (33%) were among county residents ages 18 to 34 years. However, more than 1 in 2 (54%) firearm deaths among Latinos were among those **ages 18 to 34 years**.
- Hot spot areas for firearm deaths were in the City of San José and mostly located in the **East San José region** with highest rates of fatal and non-fatal firearm injuries.

Firearm deaths among Santa Clara County residents



# Total Cost of Firearm Violence, Santa Clara County



## Estimated Costs for Firearm Injuries and Death

Costs by intent	City of San Jose	Santa Clara County
Assault and legal intervention firearm injuries	\$643 million	\$782 million
Self-harm firearm injuries	\$298 million	\$517 million
Unintentional and undetermined firearm injuries	\$53 million	\$78 million
Per-capita costs	\$977	\$523

# Key Findings: Cost of Violence

---

**\$72 million annual public sector cost:** This figure covers the immediate public response to incidents, such as police, emergency, and medical services.

---

**\$1.2 billion annual societal cost:** This broader estimate includes a wider range of costs from 2016–2020, accounting for long-term effects beyond initial public responses.

---

**Societal costs are increasing:** The societal costs increased by \$35 million annually from 2006 to 2020, a 54% increase over 15 years.

---

**Most costs from assaults and homicides:** More than half of the total societal costs are attributed to firearm assault and homicide incidents.

---

**Intangible costs are not included:** The \$72 million public sector cost estimate does not include indirect or intangible costs like loss of life, emotional suffering, or the long-term impact on communities.

---

# Recommendations: Cost of Gun Violence + Latino Health Assessment

Recommendation	Cost of Gun Violence	Latino Health Assessment
Breaking racial barriers	<ul style="list-style-type: none"><li>▪ Equitable prevention policies and practices</li><li>▪ Public engagement</li></ul>	<ul style="list-style-type: none"><li>▪ Policies and system changes</li><li>▪ Meaningful and sustained community engagement</li></ul>
Uplifting youth	<ul style="list-style-type: none"><li>▪ Safe and supportive schools</li><li>▪ Social, behavioral, educational, and employment opportunities.</li></ul>	<ul style="list-style-type: none"><li>▪ Break school-to-prison pipeline</li><li>▪ Safe and supportive schools</li><li>▪ Better educational opportunities and skills trainings</li></ul>
Community-centered approach	<ul style="list-style-type: none"><li>▪ Place-based interventions</li><li>▪ Trauma-informed healing</li><li>▪ Integrated and supportive mental health services</li></ul>	<ul style="list-style-type: none"><li>▪ Culturally-competent practices</li><li>▪ Trauma-informed care</li><li>▪ Place-based interventions</li><li>▪ Integrated mental health support</li></ul>
Fostering partnerships	<ul style="list-style-type: none"><li>▪ County, cities, and school districts</li></ul>	<ul style="list-style-type: none"><li>▪ County, cities, and school districts</li></ul>

# Implementation: Cost of Gun Violence + Latino Health Assessment

Implementation strategy	Cost of Gun Violence	Latino Health Assessment
Place-based approaches	<ul style="list-style-type: none"> <li>Developed a citywide map of intervention programs and resources</li> <li>Developed place-based community project in Cadillac/Winchester community</li> </ul>	<ul style="list-style-type: none"> <li>City of San José and City of Gilroy Adoption of Tobacco Retail Ordinance</li> </ul>
Interagency collaboration	<ul style="list-style-type: none"> <li>Adoption of the Gun Violence Awareness Month Proclamation –PEACE led, cross-sector effort</li> </ul>	<ul style="list-style-type: none"> <li>Adoption of Resolution Declaring a Public Health Crisis</li> <li>Development and dissemination of Housing and Health Crises Brief to community partners</li> </ul>
Community engagement	<ul style="list-style-type: none"> <li>Implementation of <i>We All Play a Role</i> campaign, engaged youth, young adults, caregivers, community, CBOs, and public agencies</li> </ul>	<ul style="list-style-type: none"> <li>Latino Health Summit convening</li> <li>Closing of the loop sessions</li> </ul>
Supporting Youth	<ul style="list-style-type: none"> <li>Learning Collaborative, two-year project that strengthens CBO's capacity to lead primary violence prevention strategies</li> <li>Youth-led art contest to build leadership, collaboration, and community awareness around violence prevention</li> </ul>	<ul style="list-style-type: none"> <li>County-Schools Collaborative</li> </ul>



# Santa Clara County Declaration of Latino Health as a Public Health Crisis



San Jose Spotlight article, 9/16/2025, “Santa Clara County declares public health crisis for Latino residents”. Photo by Joyce Chu.



# LHA Summit

## September 22, 2025

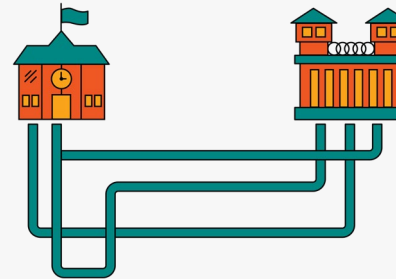
- LHA Summit focused on the four key areas listed to the right.
- These areas represent intertwined domains impacting one another
- Challenges in these areas are rooted in discrimination and racism-based policies and practices
- Focus areas influence the life course of families and communities



Access to care



Gender-based Violence



School-to-Prison Pipeline



Behavioral Health

# We All Play a Role

PUBLIC HEALTH



The Santiago family lives in East Gino.

**I AM SUPPORTED.**

I learn from adults who listen without judgement and lead with care.

Take action by visiting [weallplayarolescc.org](http://weallplayarolescc.org)

We All Play a Role Safe & Peaceful Community

PUBLIC HEALTH



The Sanders-Baker family lives in Santa Clara County.

**I AM COMPASSIONATE.**

I build bonds through patience and care, creating space for others to feel seen, heard, and valued for who they are becoming.

Take action by visiting [weallplayarolescc.org](http://weallplayarolescc.org)

We All Play a Role Safe & Peaceful Community

PUBLIC HEALTH



**I AM A RESTORATIVE LEADER**

I build meaningful relationships, foster a sense of belonging, and repair harm to create a positive and supportive environment.

— Victor, SOMOS Mayfair, Community Leader

Take action by visiting [weallplayarolescc.org](http://weallplayarolescc.org)

We All Play a Role Safe & Peaceful Community

PUBLIC HEALTH



**I AM CREATIVE.**

My dreams and hopes drive change in my community.

Take action by visiting [weallplayarolescc.org](http://weallplayarolescc.org)

We All Play a Role Safe & Peaceful Community

PUBLIC HEALTH



The Smith family lives in San Jose.

**WE BUILD BELONGING TOGETHER**

by showing up, reaching out to our neighbors, and knowing each other by name.

Take action by visiting [weallplayarolescc.org](http://weallplayarolescc.org)

We All Play a Role Safe & Peaceful Community

Thank you

---

## **Latino Health Assessment**

- [Spanish version](#)
- [English version](#)

## **Cost of Gun Violence Assessment**

- [Report](#)

