



APRIL 9, 2026

SAN JOSÉ YOUTH EMPOWERMENT ALLIANCE, BRINGING EVERYONE'S STRENGTHS TOGETHER, SAFE SUMMER INITIATIVE, AND YOUTH INTERVENTION SERVICES ANNUAL REPORT

NEIGHBORHOOD SERVICES AND EDUCATION COMMITTEE

PRESENTERS

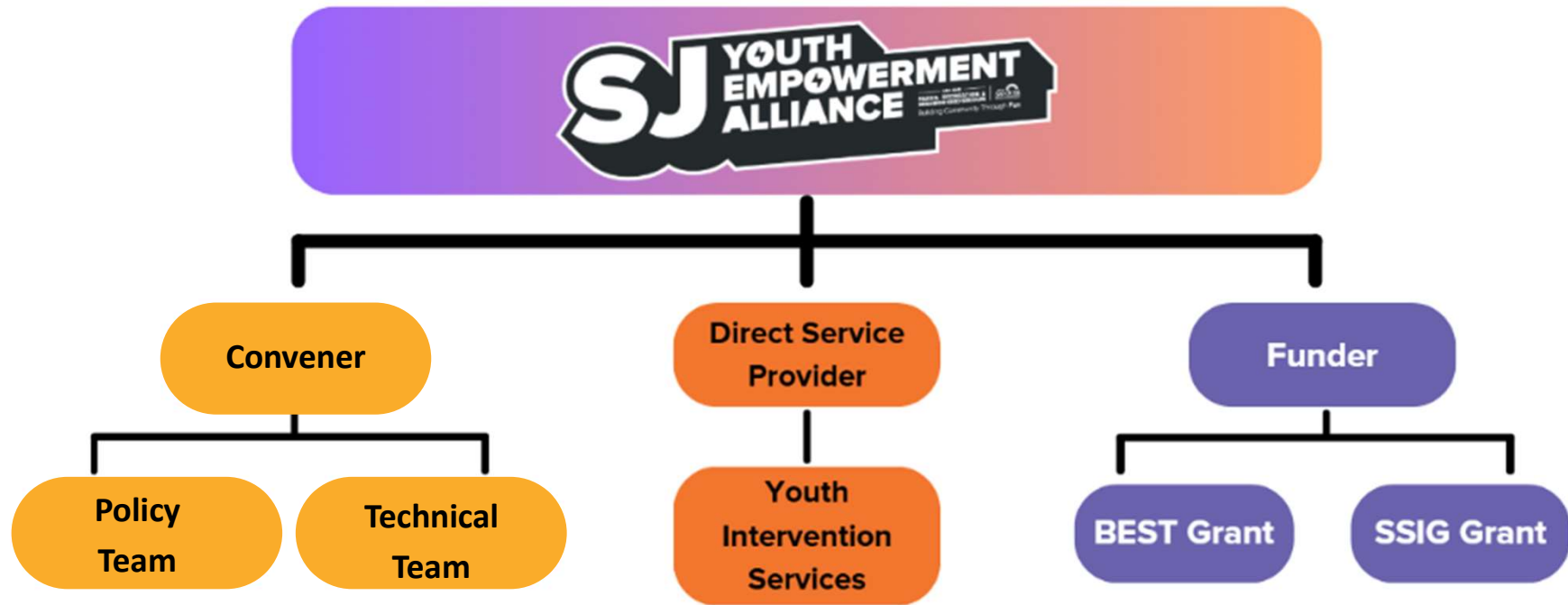
OLYMPIA WILLIAMS
DEPUTY DIRECTOR

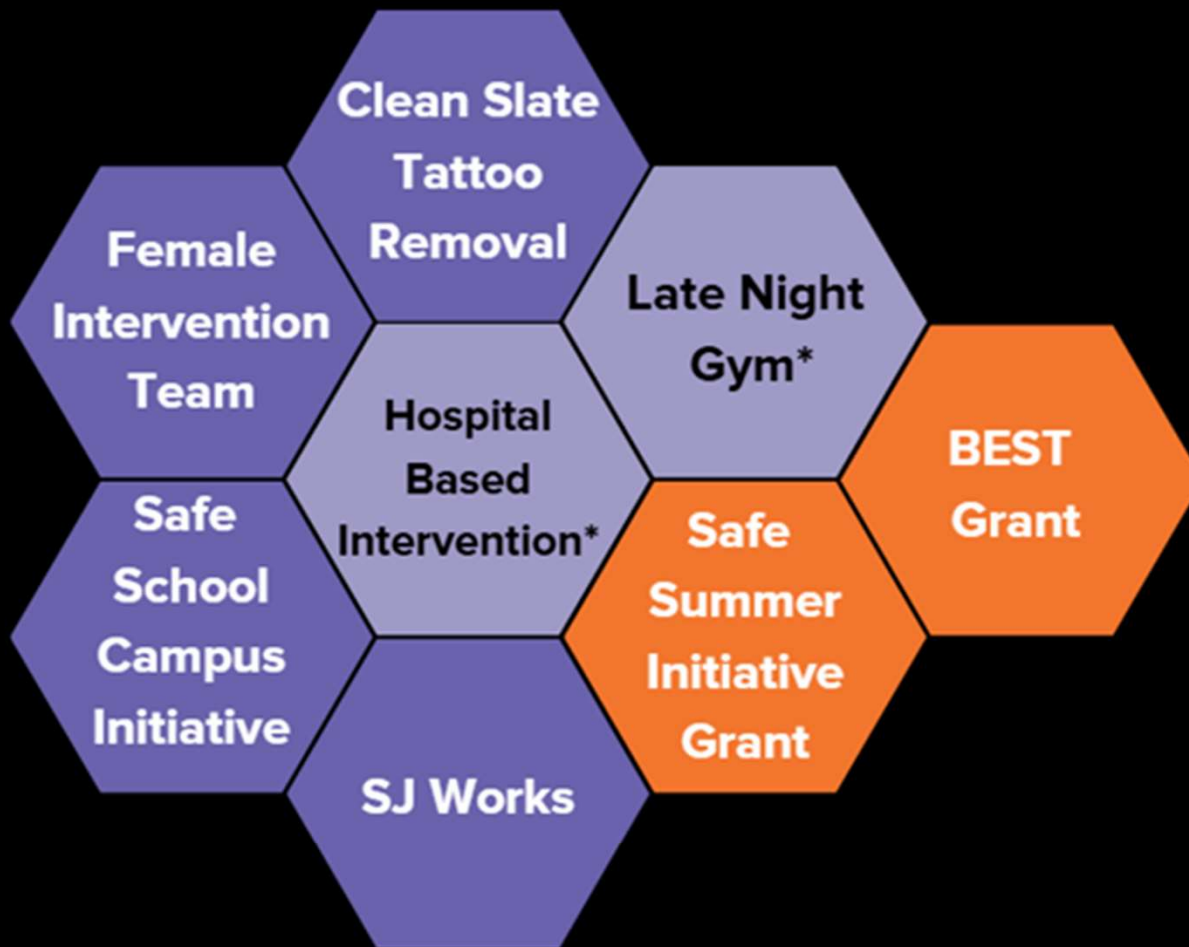
AURELIA BAILEY
DIVISION MANAGER


PETRA RIGUERO
PROGRAM MANAGER



STRUCTURE





-  Youth Intervention Services (YIS)
-  Grantmaking Programs
-  Grant Funded Programs*

STRATEGIC WORKPLAN

GOAL: “TO BUILD HEALTHY, SAFE, RESILIENT, AND PROSPEROUS FAMILIES AND ASSET ABUNDANT NEIGHBORHOODS, WHILE ELIMINATING DISPARITIES FOR YOUTH AND FAMILIES LIVING IN PRIORITY NEIGHBORHOODS”

SJYEA Pillars	Prevention	Intervention	Diversion + Reentry	Healing
SJYEA Objectives	<i>Reduce chronic absenteeism in priority schools</i>	<i>Increase engagement & trust among community, schools, and law enforcement</i>	<i>Increase job placement</i>	<i>Increase access to neighborhood resources & assets</i>
CYSMP <u>Priority Areas</u>	Learning & Empowerment	Safe, Clean, and Connected Communities	Meaningful Sustaining Jobs	Systems Transformation: City of San José System of Care

KEY RESULTS & BASELINE MEASURES

PREVENTION

Objective	School	2023-2024 Baseline Data	2024-2025 Rate
Reduce Chronic absenteeism in priority schools	High School 1	38%	33%
	Feeder School 1	23%	16%
	High School 2	24%	19%
	Feeder School 2	26%	30%

KEY RESULTS & BASELINE MEASURES

INTERVENTION

Objective	2023-2024 Baseline Data	Key Results
Reduce % of level 1 incident responses proportional to all reported Safe School Campus Initiative responses	41% Level 1	30% Level 1
	24% Level 2	27% Level 2
	35% Level 3	43% Level 3

KEY RESULTS & BASELINE MEASURES

DIVERSION & REENTRY

Objective	2023-2024 Baseline Data	Key Results
Increase number of participants in career & readiness programs	2,431 participants in career & readiness programs	Key results will be tracked through the CYSMP Meaningful & Sustaining Jobs Priority Area beginning April 2026

KEY RESULTS & BASELINE MEASURES

HEALING

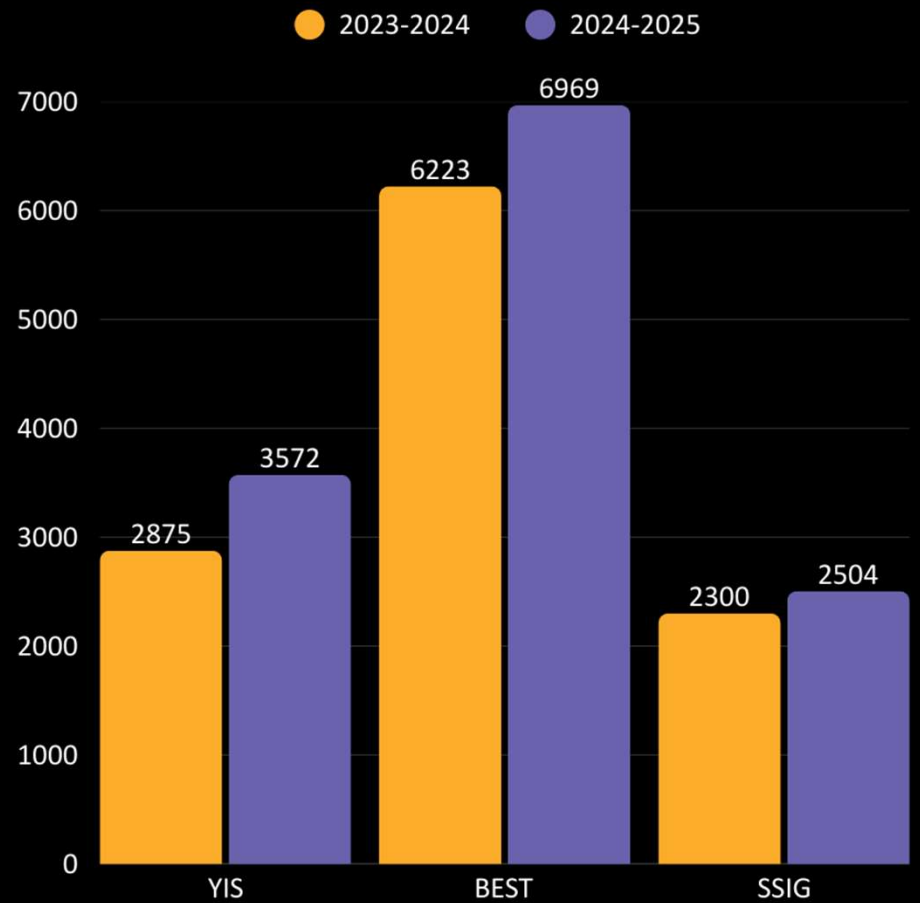
Objective	2023-2024 Baseline Data	Key Results
<p>Implement “No Wrong Door” service delivery pilots at Mayfair/Poco Way and Santee/Seven Trees neighborhoods</p>	<ul style="list-style-type: none"> • One-time funding of \$1 million to pilot the “No Wrong Door” framework was approved in June as part of the FY 2024-25 budget 	<p>Two demonstration sites were selected (services will be provided in the Mayfair and Poco Way neighborhoods and in the Santee and Seven Trees neighborhoods). Services at the demonstration sites began in January 2026.</p>

KEY SUCCESSES AND OUTCOMES

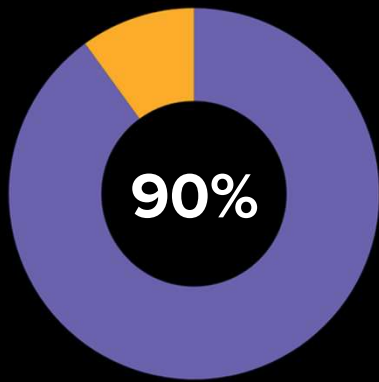
- Youth connection to caring adults increased by 3%, with 92% of BEST grant participants reporting they have an adult they can go to that cares about them
- Three out of four priority schools experienced an overall 5% reduction in chronic absenteeism
- SSCI Level 1 incidents decreased 11%
- SJWorks program completion rate improved by 5%
- Juvenile arrests in San José declined 5% compared to 2024.



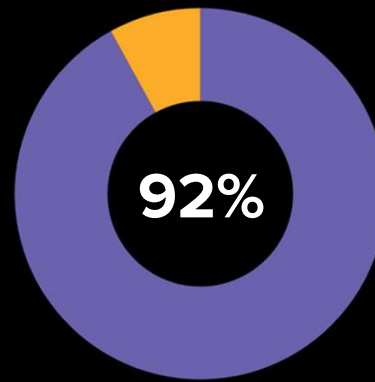
PARTICIPANTS BY PROGRAM



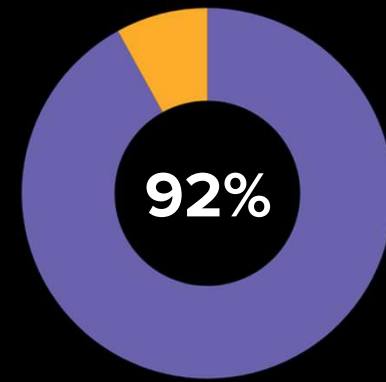
PROGRAM OUTCOMES



School administrators rated SSCI overall efforts as good or excellent at keeping schools safe



Youth felt safe in BEST Grant funded programs



Youth felt SSIG was a safe program

LOOKING FORWARD

- 2026-2029 BEST Request for Qualification
- SJYEA Program Evaluation and Database
- Re-establish the SJYEA Interagency Working
- Youth Intervention Services
 - Hospital-Based – Trauma to Triumph
 - Summer Leadership Academy
 - Violence Prevention Week





APRIL 9, 2026

**SAN JOSÉ YOUTH EMPOWERMENT ALLIANCE,
BRINGING EVERYONE'S STRENGTHS TOGETHER,
SAFE SUMMER INITIATIVE, AND YOUTH
INTERVENTION SERVICES ANNUAL REPORT**

NEIGHBORHOOD SERVICES AND EDUCATION COMMITTEE

PRESENTERS

OLYMPIA WILLIAMS
DEPUTY DIRECTOR

AURELIA BAILEY
DIVISION MANAGER

PETRA RIGUERO
PROGRAM MANAGER

