



Housing

Assessment of Fair Housing Report

City Council Item 8.3
June 8, 2021

Jacky Morales-Ferrand
Director of Housing

Ragan Henninger
Deputy Director

Kristen Clements
Division Manager

What is an Assessment of Fair Housing (AFH)?

- 🏠 State of CA requirement - SB 686 (2018)
- 🏠 Process driven by community input and data that assesses:
 - Patterns of integration and segregation
 - Racially or ethnically concentrated areas of poverty
 - Disparities in access to opportunity
 - Disproportionate housing needs

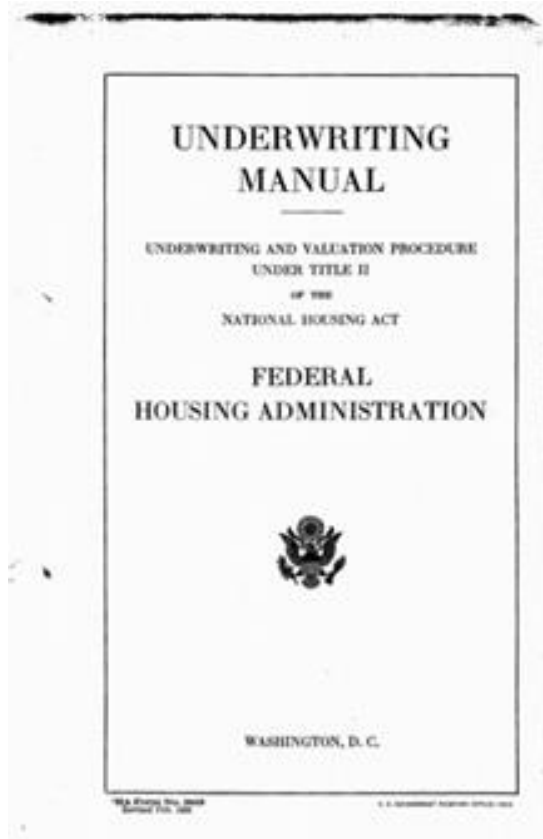


Purpose of AFH

- Supports our federal funding investment priorities (Consolidated Plan)
- Helps shape the next Housing Element
- Drives a “Both/And” approach to equity:
 - Removing barriers for individuals and families to live where they want, *and*
 - Increasing investments in under-served neighborhoods



Segregation History: The Federal Housing Administration

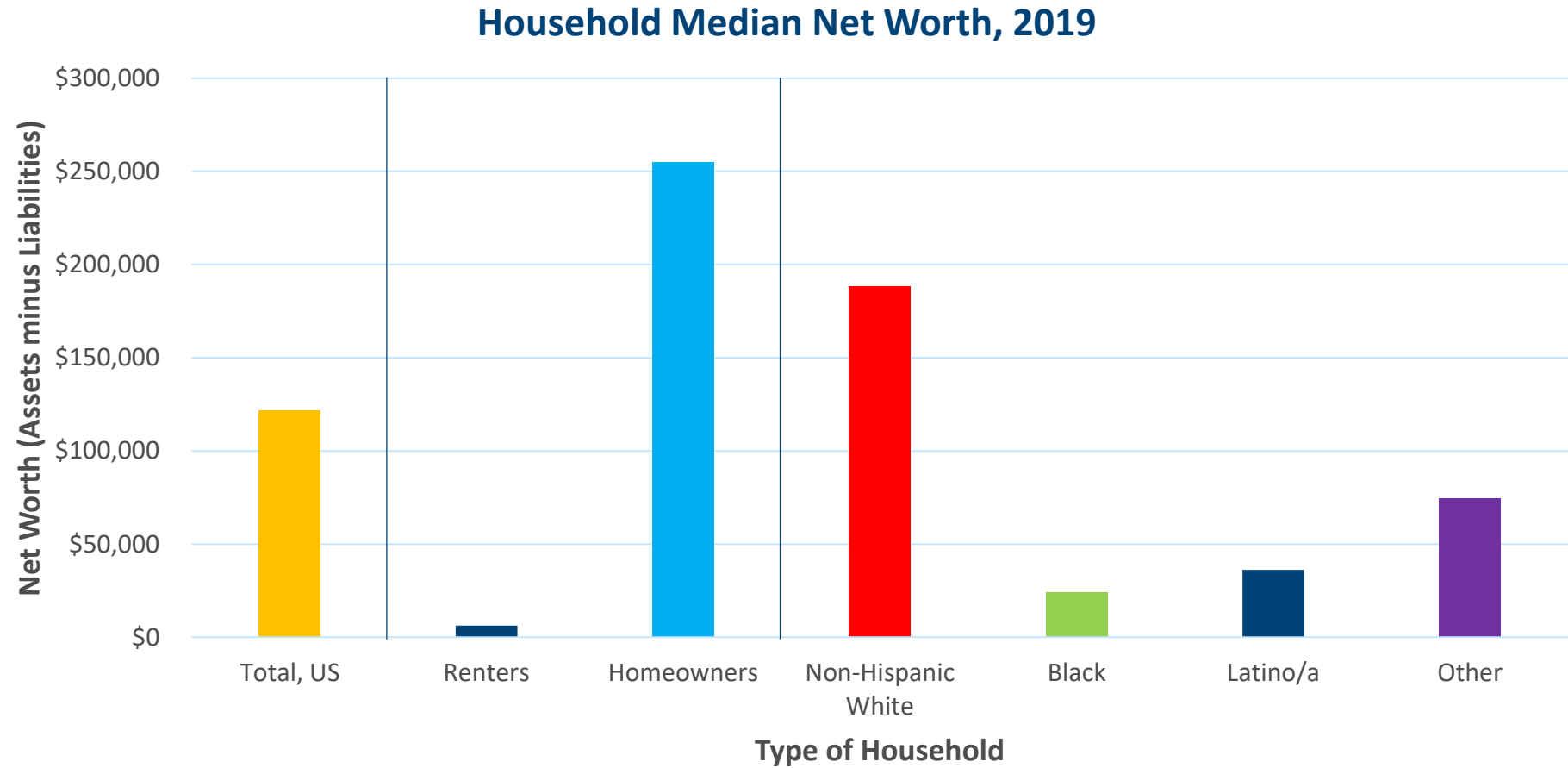


"[R]estrictions should include provisions for the following:
... (g) Prohibition of the occupancy of properties except by the *race for which they are intended*."

-From the FHA Underwriting Manual, 1938, emphasis added



Impact of the Legacy: The Racial Wealth Gap




Source: Federal Reserve, 2020



Impact of the Legacy: Where People Live

1 Dot = 75

-  White, Non-Hispanic
-  Black, Non-Hispanic
-  Native American, Non-Hispanic
-  Asian/Pacific Islander, Non-Hispanic
-  Hispanic
-  Other, Non-Hispanic
-  Multi-racial, Non-Hispanic

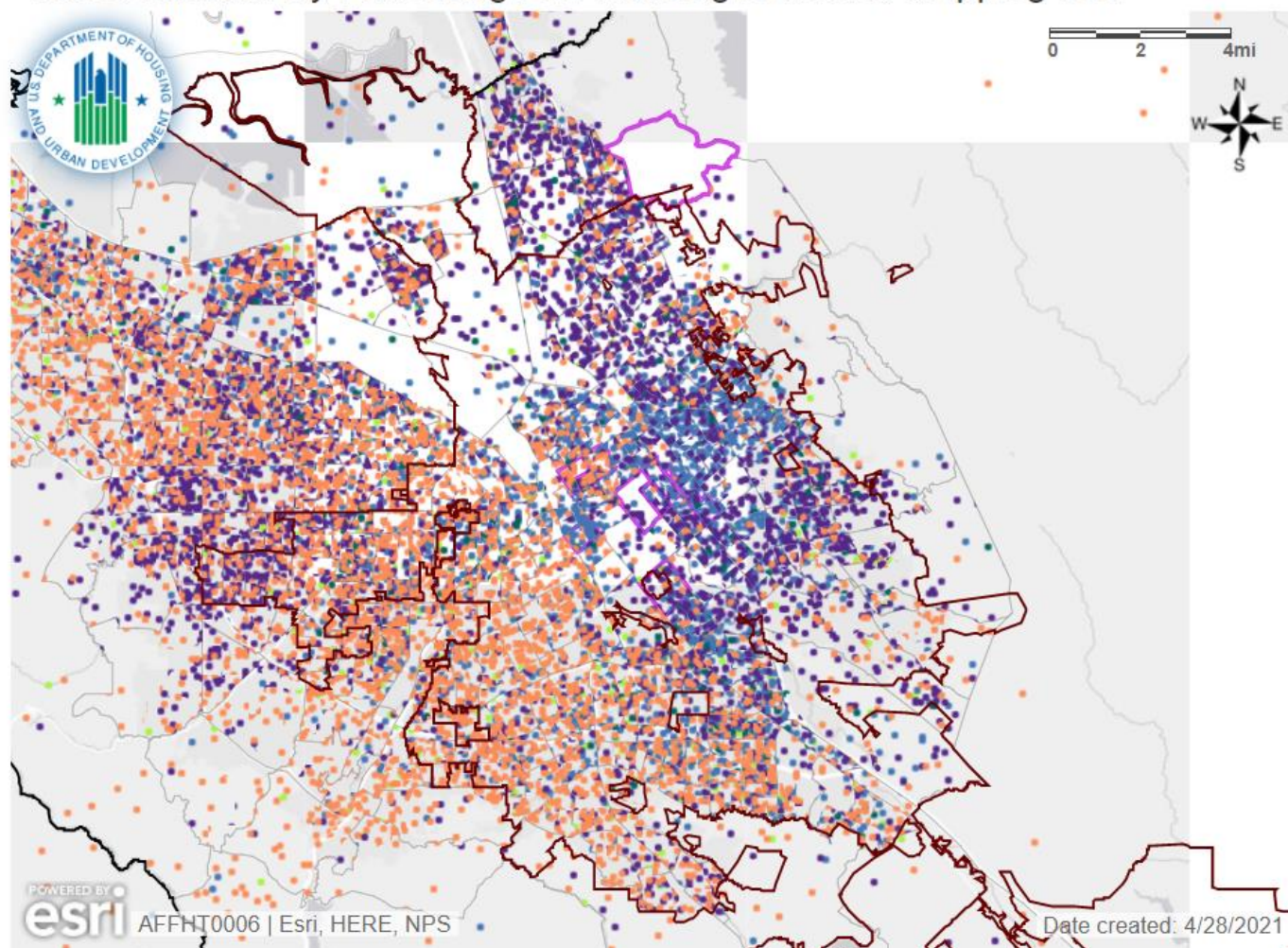
TRACT



R/ECAP

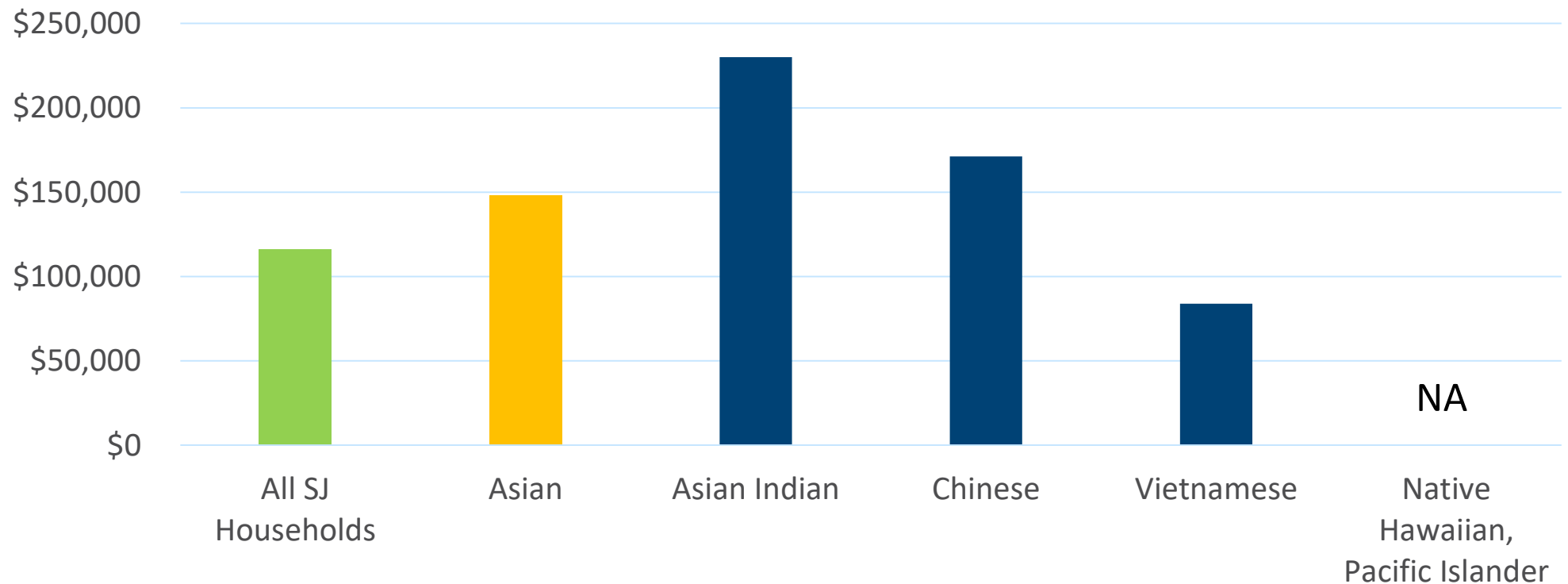


HUD Affirmatively Furthering Fair Housing Data and Mapping Tool



A Note About Asian and Pacific Islander Data

Median Household Incomes by Selected API Subgroups, City of San José



Source: 2019 1-Year ACS

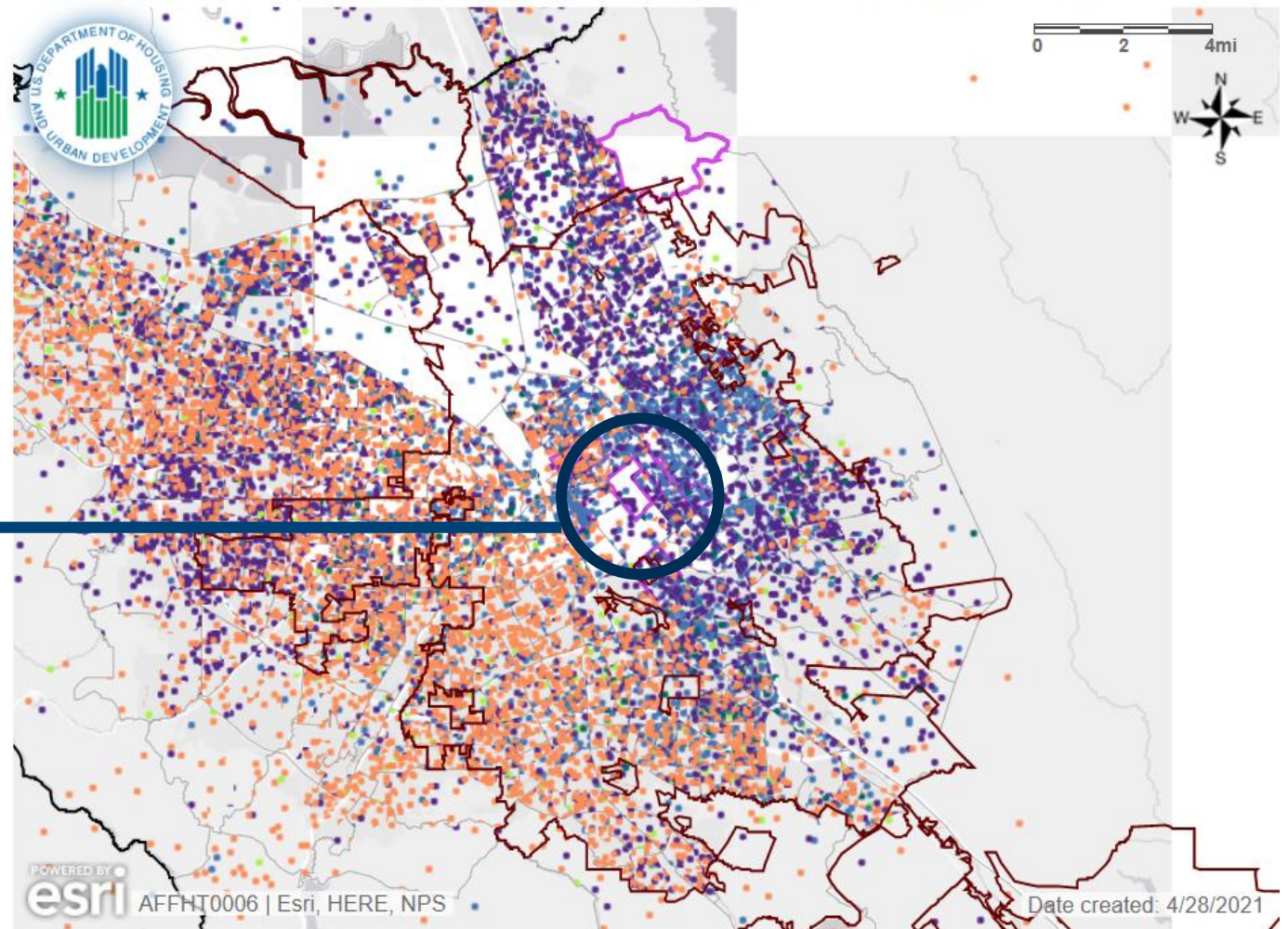


San José has 75% of County's R/ECAPs

🏠 R/ECAPs

6 Census
Tracts in this
area are
“Racially/
Ethnically
Concentrated
Areas of
Poverty”

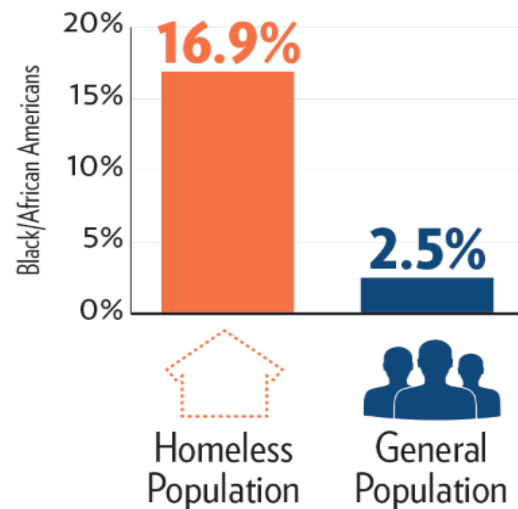
HUD Affirmatively Furthering Fair Housing Data and Mapping Tool



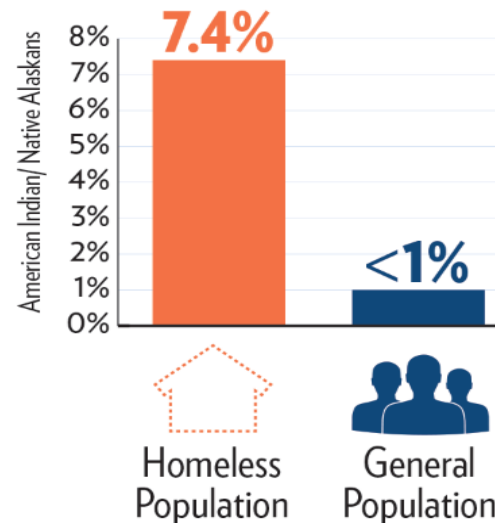
Homelessness is Disproportionate

- Black, Indigenous, and Latino/a households experience homelessness at disproportionate rates

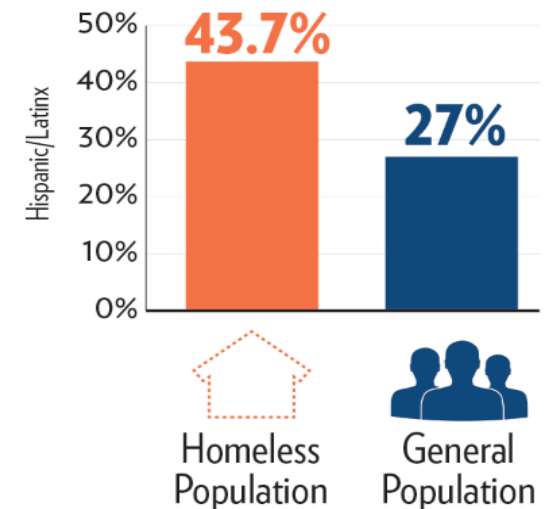
Black/African Americans



American Indian/Alaskan Natives



Hispanic/Latinx



Infographic Source: Destination: Home



More Key Initial Findings

- Latino/a and Black households experience disproportionate housing needs
- Displacement disproportionately impacts Latino/a and Black residents
- San José's publicly supported housing mirrors the demographics of the city's low-income population
- Market discrimination continues to be an issue



Next Steps -

- | | |
|---|--------------------|
| 🏠 Develop draft strategies | ➡ Summer/fall 2021 |
| 🏠 Community meetings | ➡ Summer/fall 2021 |
| 🏠 Update strategies | ➡ TBD |
| 🏠 Housing & Community
Development Commission | ➡ TBD |
| 🏠 NSE & CEDC Committees | ➡ TBD |
| 🏠 City Council | ➡ Early 2022 |
| 🏠 Integrate into draft Housing Element | ➡ 2022 |





Housing

Assessment of Fair Housing Report

City Council Item 8.3
June 8, 2021

Jacky Morales-Ferrand
Director of Housing

Ragan Henninger
Deputy Director

Kristen Clements
Division Manager