

Public Safety, Finance, and
Strategic Support Committee

San José Police Department Operations & Performance Bi-Monthly Status Report

April 15, 2021
Item: (d)1



Presenters: Lt. Steve Donohue, Lt. Jorge Gutierrez,
Lt. Dave Anaya, and Sgt. Mike Porter



Bi-Monthly Status Report Operations and Performance

1. Citywide Crime Statistics

2. Emerging Issues

- **Vehicle Theft**

3. Other Matters of Interest

- **Sexual Assault Strategy Update**
- **Redistricting Update**
- **Violent and Gang-related Crime Data by MGPTF Hotspots and Emerging Hotspots**
- **Traffic Enforcement Unit Staffing Update**
- **Mobile Crisis Assessment Team**

4. Questions



Citywide Crime Statistics



Reported Part I - UCR Crime Statistics

VIOLENT OFFENSES	2020 Jan-Feb	2021 Jan-Feb	% Change
Homicide	5	6	20.0%
Rape	93	80	-14.0%
Robbery	203	209	3.0%
Aggravated Assault	378	456	20.6%
Total Violent Crimes	679	751	10.6%

5 yr. Average Jan-Feb
6
87
216
361

PROPERTY OFFENSES	2020 Jan-Feb	2021 Jan-Feb	% Change
Burglary	607	782	28.8%
Larceny	2,063	2,394	-13.8%
Vehicle Theft	836	1,247	49.2%
Total Property Crimes	3,837	4,092	6.6%
GRAND TOTAL	4,516	4,843	7.2%

5 yr. Average Jan-Feb
715
2,289
1,259

Note: Changes to small number-sets result in large percentages

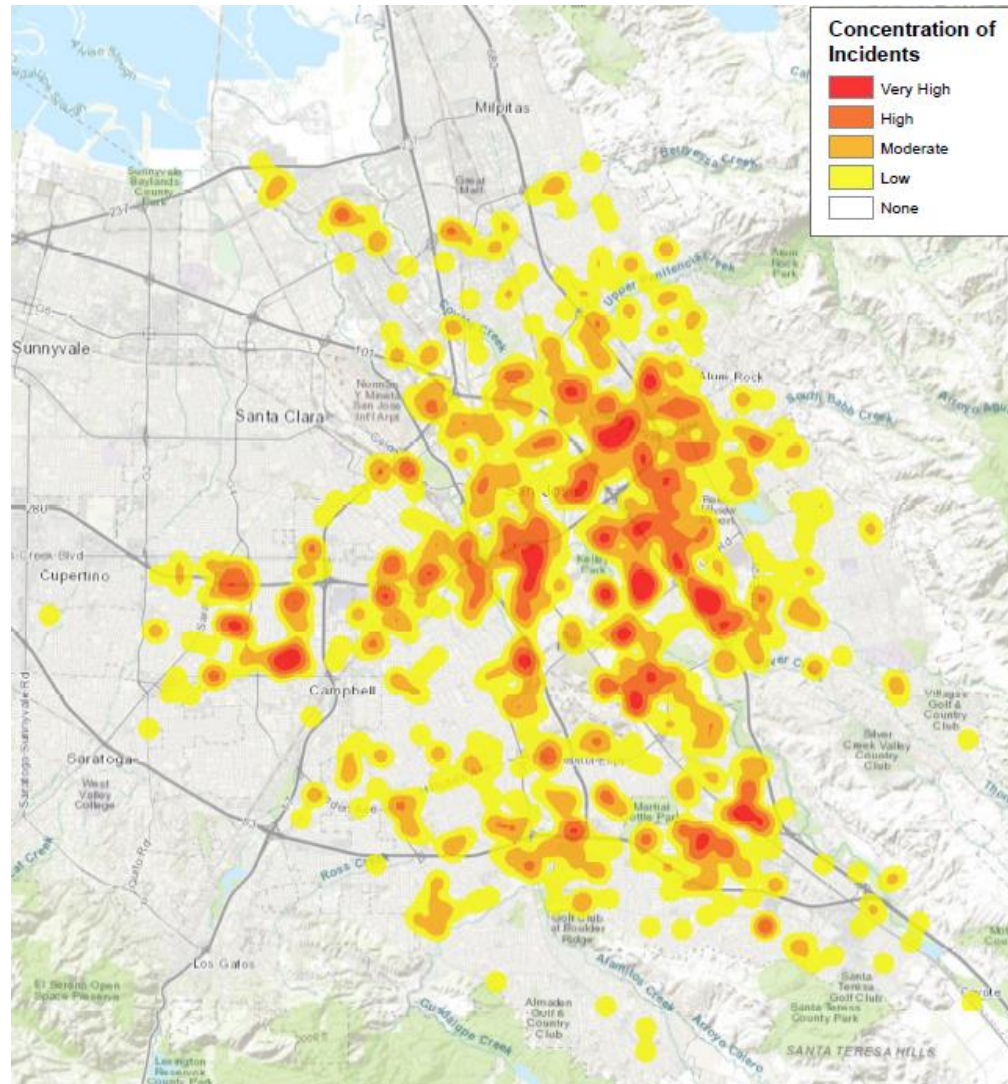


Emerging Issues

Vehicle Theft



Stolen Vehicles January and February 2021



Other Matters of Interest

Sexual Assault Strategy Update



UCR “Rape” Offenses

Year to Date Five Year History

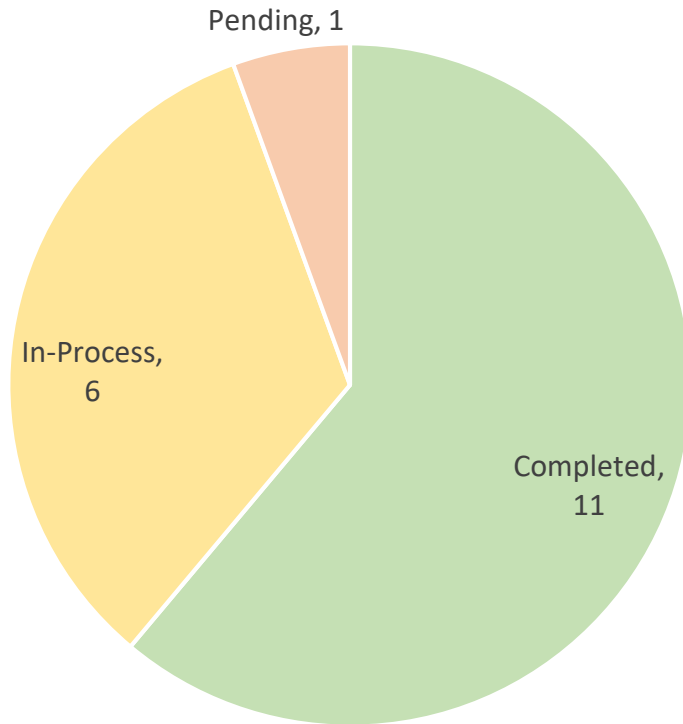
UCR - Rape	2017 Jan-Feb	2018 Jan-Feb	2019 Jan-Feb	2020 Jan-Feb	2021 Jan-Feb
Attempted Sex Assault	15	16	15	13	9
Rape	54	32	54	55	33
Rape (Spouse)	3	3	2	3	5
Sodomy	5	4	7	10	6
Oral Copulation	3	8	9	6	7
Foreign Object	7	6	9	5	7
Rape (Domestic)	5	2	2	5	11
Attempted Sex Assault (Domestic)	0	0	0	1	1
TOTALS	92	71	98	98	79

THIS REPORT IS HIERARCHY BASED. CRIME TOTALS REFLECT ONE OFFENSE (THE MOST SEVERE) PER INCIDENT.
 These statistics are sourced from the San José Police Department's records management system. They are **not** used to report to the FBI's Uniform Crime Reporting (UCR) Program and therefore should not be compared to the UCR submitted statistics. This report is run by the dates the crimes are reported and statistics may be subject to change due to the reclassification or unfounding of crimes.

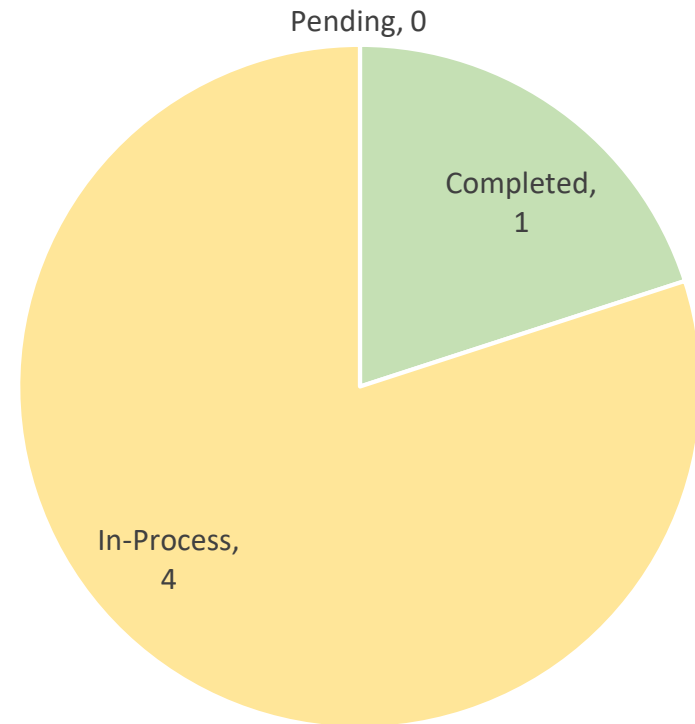


Sexual Assault Strategy Work Items Implementation Status

San Jose



Countywide



San Jose Sexual Assault Work Items

Title	Responsibility	Status
2019 PSFSS Presentation	SAIU	Completed – 4/2019
2019 Special Meeting	SAIU	Completed – 11/2019
Domestic Violence Lethality Assessment	FVU	Completed – On the Domestic Violence Response Form
Sexual Assault / Domestic Violence Intersectionality Tool	SAIU/FVU	Completed – On the Domestic Violence Response Form
Report John Project	SVU	Completed – On Website
Univ. TX San Antonio Strategy Study	SVU	Completed – Sexual Assault Study
Clearance Code “K” Dissection	SAIU	Completed – New Internal Status Codes
Trauma-informed Care Training for Detectives	Lt. Lombardo	Completed – For both SAIU and SVU
SAIU Bisection	SAIU/SVU	Completed – SVU separated from SAIU
Clearance Code “K” Study	SAIU	Completed – Reported to PSFSS at 3/2021 Annual Report
Clearance Code “K” Cultural Responsiveness & Competency	SAIU	Completed – Reported to PSFSS at 3/2021 Annual Report
School Intervention Training	SAIU/SVU	In Process (paused due to COVID)
Trauma-informed Care Training for All Officers	Lt. Lombardo	In Process – Working Through the Department
Sub-standard Housing Study	SVU	In Process – Reevaluating Scope
Domestic Violence High-Risk Response Team	FVU	In Process – Pilot Program through June 2021
Vigilant Parent Training (Technology and Devices)	SVU	In Process – Two classes per month right now
Sexual Assault Bill of Rights	SAIU	In Process – 3-prong Approach
Increase Quantity of Sexual Assault Detectives by 6 + 1 Sergeant	SAIU	Pending



Countywide Sexual Assault Work Items

Title	Responsibility	Status
Formalize Workgroups	SAIU	Completed – Countywide Meetings and SART Committee Meetings
Child Advocacy Center	SAIU	In Process – MOUs being developed
Ethnic-based Agency Workgroup and Buildout	SAIU	In Process – Working with County Office of Gender-based Viol. Prevention
Strangulation Evidence Collection	FVU	In Process – Western Division Pilot Project for In-field Evidence Collection
Follow-up Joint Meeting between PSFSS and Santa Clara County Board of Sup. Regarding Children, Seniors, and Families	SCC Supervisor Cindy Chavez	In Process – Scheduled for April 29, 2021



Sexual Assault Bill of Rights



Create Applicable Duty Manual Sections

- Require compliance with the Sexual Assault Bill of Rights
- Require providing the CA Attorney General's Office *Marsy's Card and Resources* to survivors

Evaluate and Reformat Department Resource Cards

- Ensure Department resource cards furnish the most up-to-date and comprehensive information to survivors

Collaborate with Advocate and Community Partners

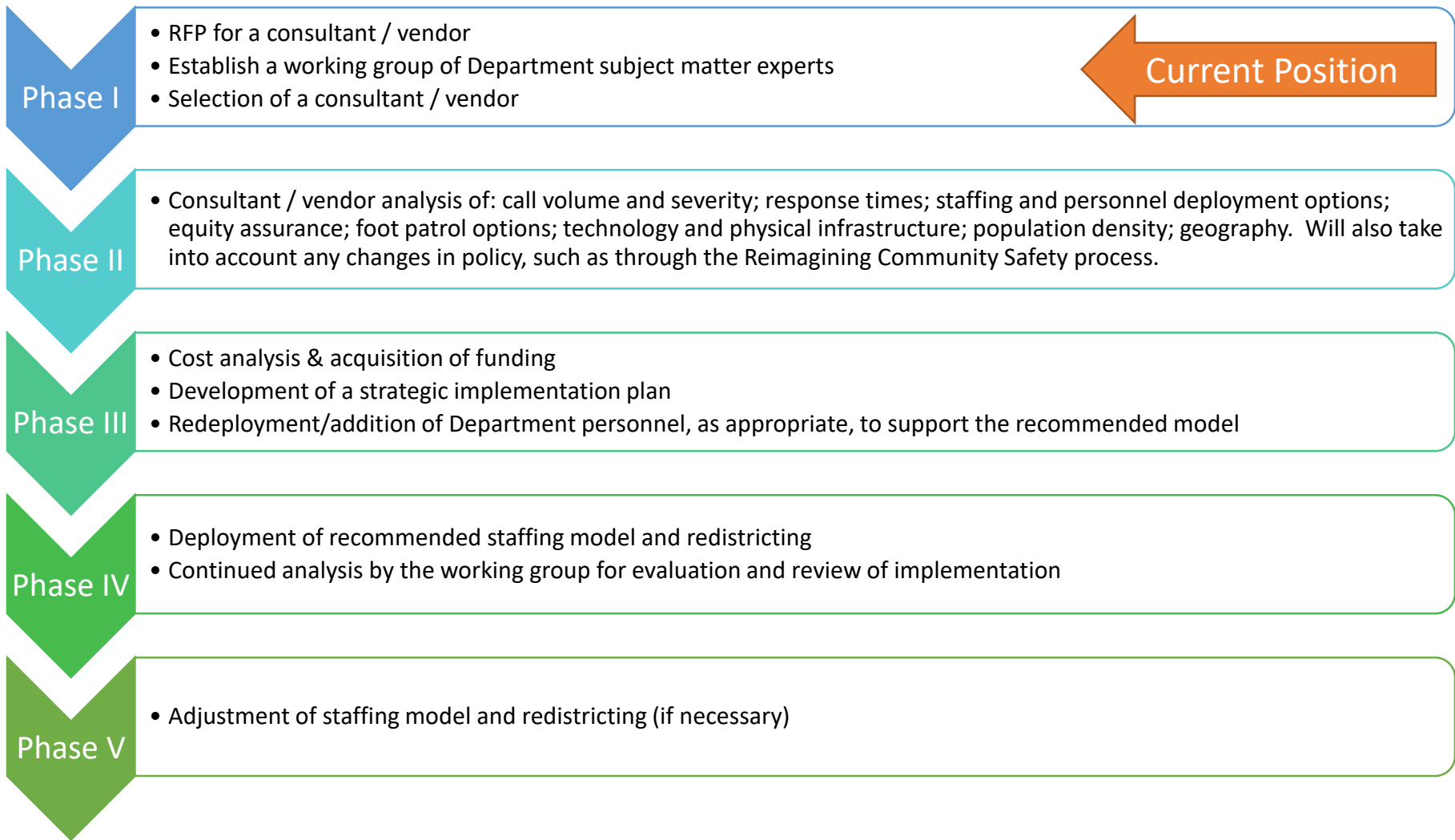
- Ensure best practices, maintain open communication, and develop policies and procedures providing the highest level of support to survivors



Redistricting Update



Redistricting



Violent and Gang-related Crime Data by MGPTF Hotspots and Emerging Hotspots



MGPTF Hotspot Areas

Central Division

Jeanne Ave
Roosevelt Park
10th and Williams
Julian Street

Southern Division

Seven Trees
Hoffman/Via Monte
Roundtable/Great Oaks
Coy Park/Trade Winds

Foothill Division

Overfelt Area
Poco Way
Foxdale
Mayfair
Valley Palms/SJ Apartments
Kollmar

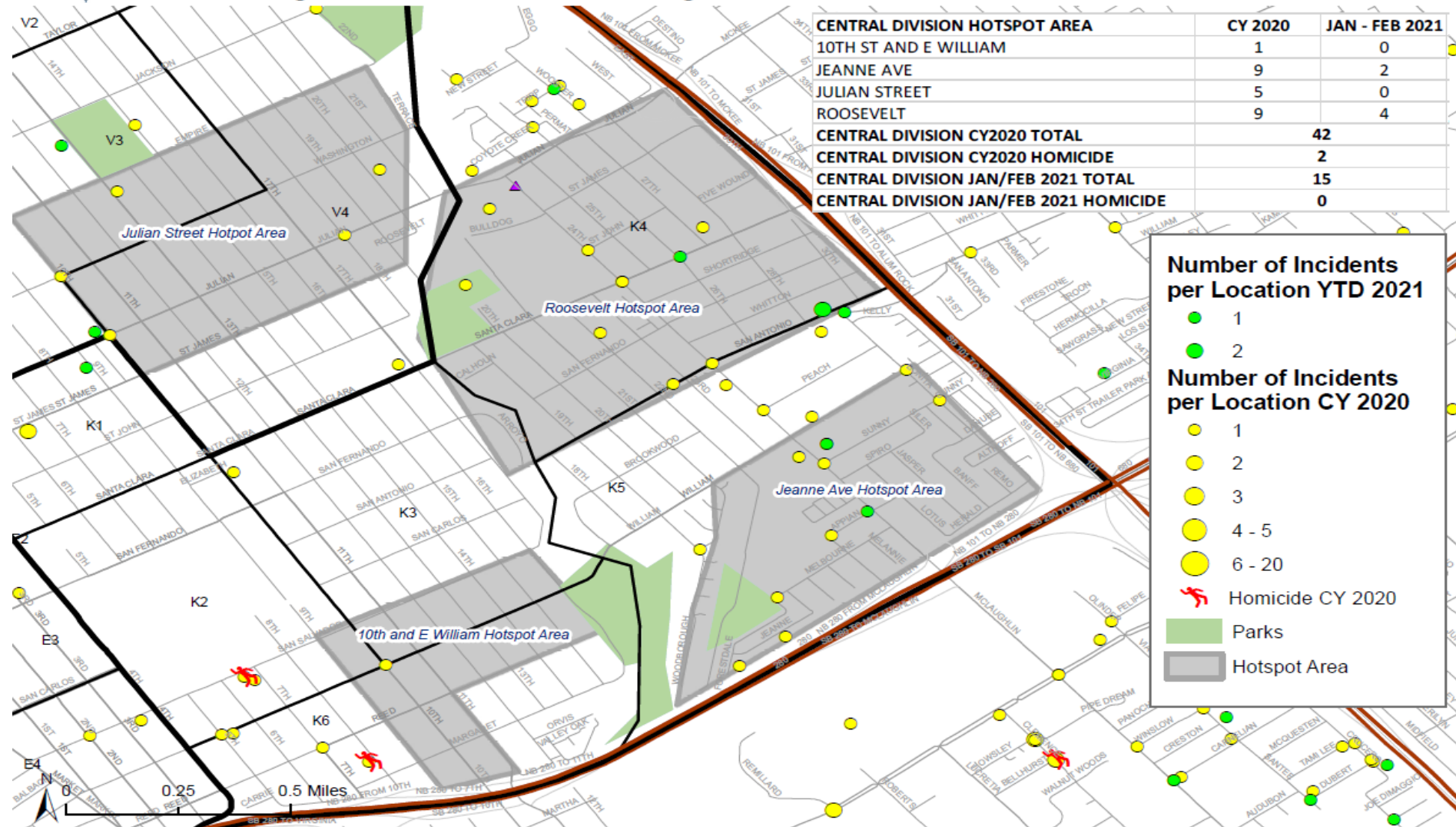
Western Division

Cadillac/Winchester Area
Washington/Alma
Santee/Phelan
Buena Vista/San Carlos





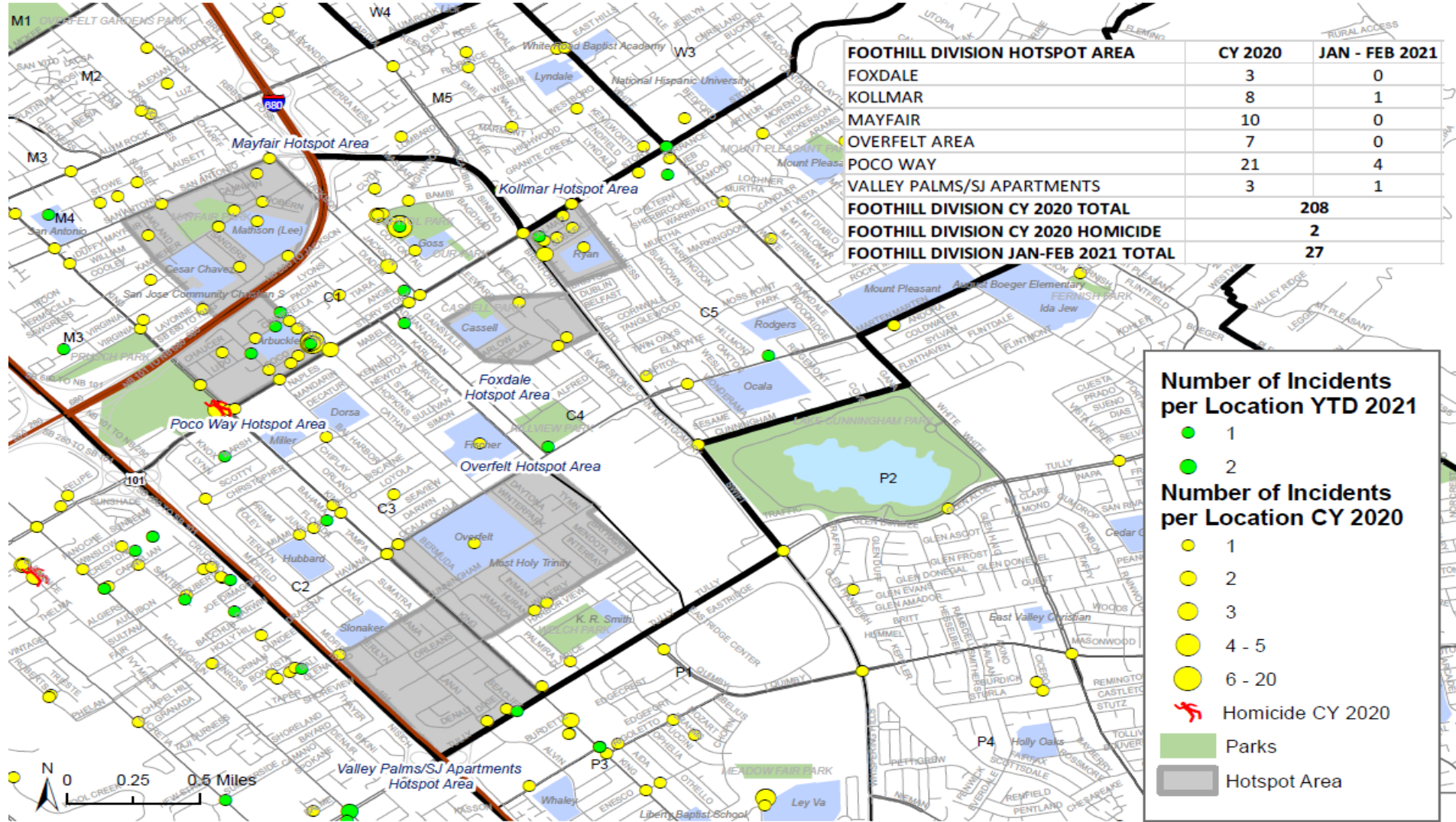
Central Division Hotspot Area Map January 1, 2020 - February 28, 2021





Foothill Division Hotspot Area Map

January 1, 2020 - February 28, 2021



Source: SJPD OIU / Homicide
Crime Analysis Unit
San Jose Police Department

FOR LAW ENFORCEMENT PURPOSES ONLY

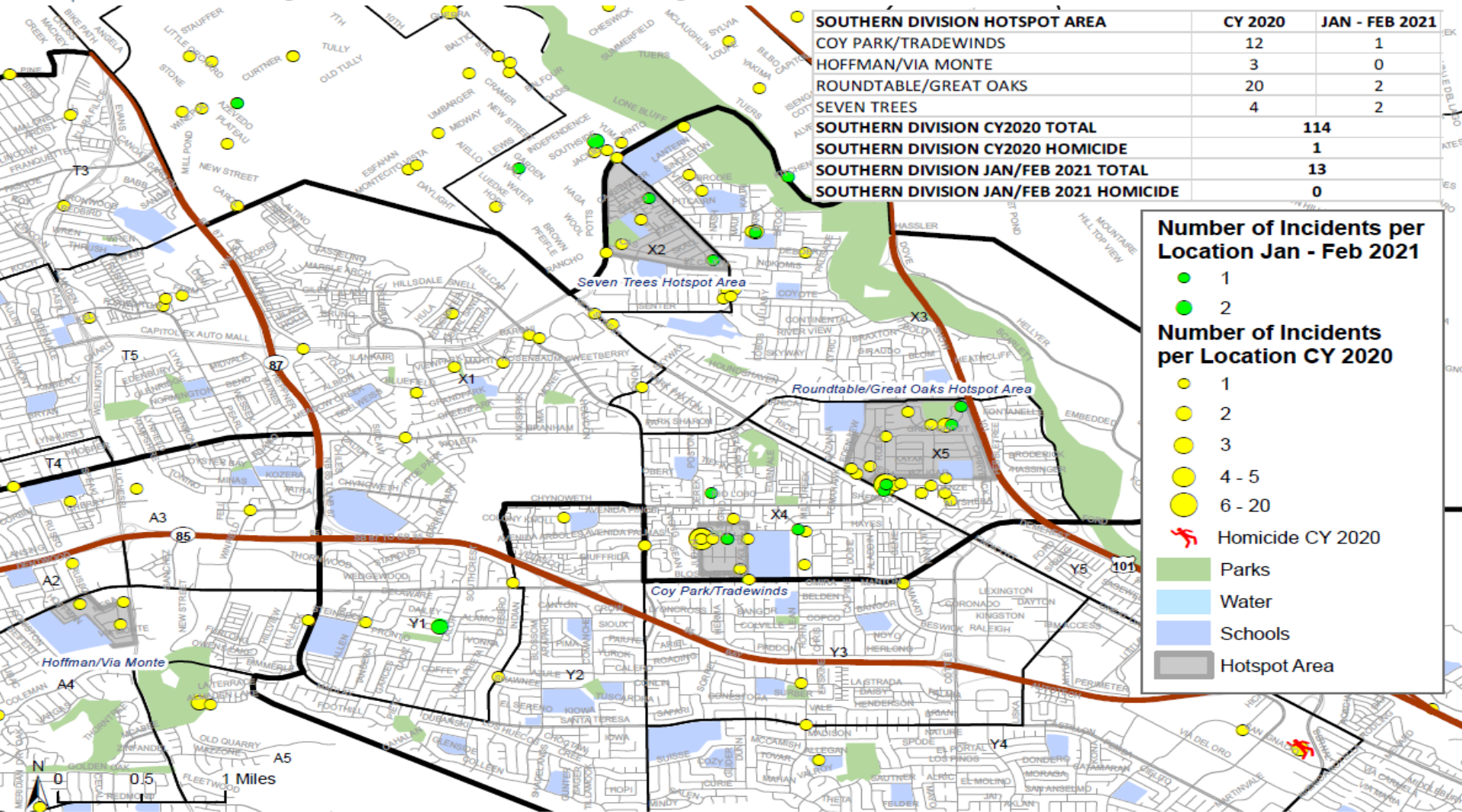
3.27. 2021
CAU # 21-277/1103N





Southern Division Hotspot Area

January 1, 2020 - February 28, 2021



SOUTHERN DIVISION HOTSPOT AREA		
COY PARK/TRADEWINDS	CY 2020	JAN - FEB 2021
HOFFMAN/VIA MONTE	12	1
ROUNDTABLE/GREAT OAKS	3	0
SEVEN TREES	20	2
SOUTHERN DIVISION CY2020 TOTAL	4	2
SOUTHERN DIVISION CY2020 HOMICIDE	114	1
SOUTHERN DIVISION JAN/FEB 2021 TOTAL	13	0
SOUTHERN DIVISION JAN/FEB 2021 HOMICIDE	0	0

Number of Incidents per Location Jan - Feb 2021

- 1 (Green dot)
- 2 (Yellow dot)

Number of Incidents per Location CY 2020

- 1 (Yellow dot)
- 2 (Yellow dot)
- 3 (Yellow dot)
- 4 - 5 (Yellow dot)
- 6 - 20 (Yellow dot)

Legend:

- Homicide CY 2020 (Red star)
- Parks (Green area)
- Water (Blue area)
- Schools (Light blue area)
- Hotspot Area (Grey area)

Source: SJPD GIU / Homicide Crime Analysis Unit
San Jose Police Department

FOR LAW ENFORCEMENT PURPOSES ONLY

3.27.2021
CAU # 21-277/1103N





Western Division Hotspot Area January 1, 2020 - February 28, 2021

N 0 0.75 1.5 Miles

WESTERN DIVISION HOTSPOT AREA		
BUENA VISTA/SAN CARLOS	CY 2020	JAN - FEB 2021
CADILLAC/WINCHESTER AREA	7	2
SANTEE/PHELAN	28	2
WASHINGTON/ALMA	16	6
	19	6
WESTERN DIVISION CY2020 TOTAL		187
WESTERN DIVISION CY2020 HOMICIDE		3
WESTERN DIVISION JAN/FEB 2021 TOTAL		38
WESTERN DIVISION JAN/FEB 2021 HOMICIDE		0

Number of Incidents per Location Jan - Feb 2021

- 1
- 2

Number of Incidents per Location CY 2020

- 1
- 2
- 3
- 4 - 5
- 6 - 20
- Homicide CY 2020

- Parks
- Water
- Schools
- Hotspot Area

Source: SJPD GIU / Homicide
Crime Analysis Unit
San Jose Police Department

FOR LAW ENFORCEMENT PURPOSES ONLY

3.24.2021
CAU # 21-277/1103N

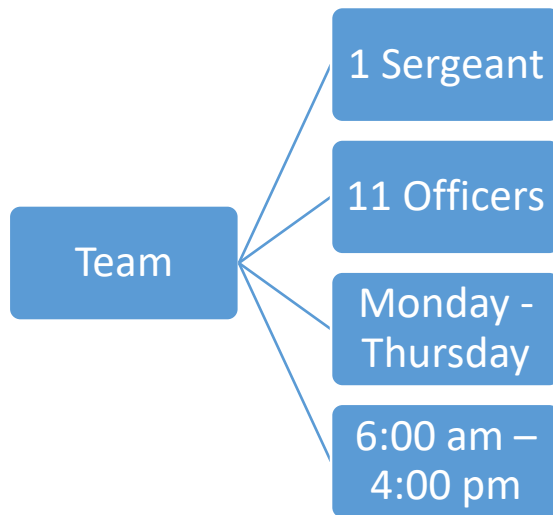


Traffic Enforcement Unit Staffing Update

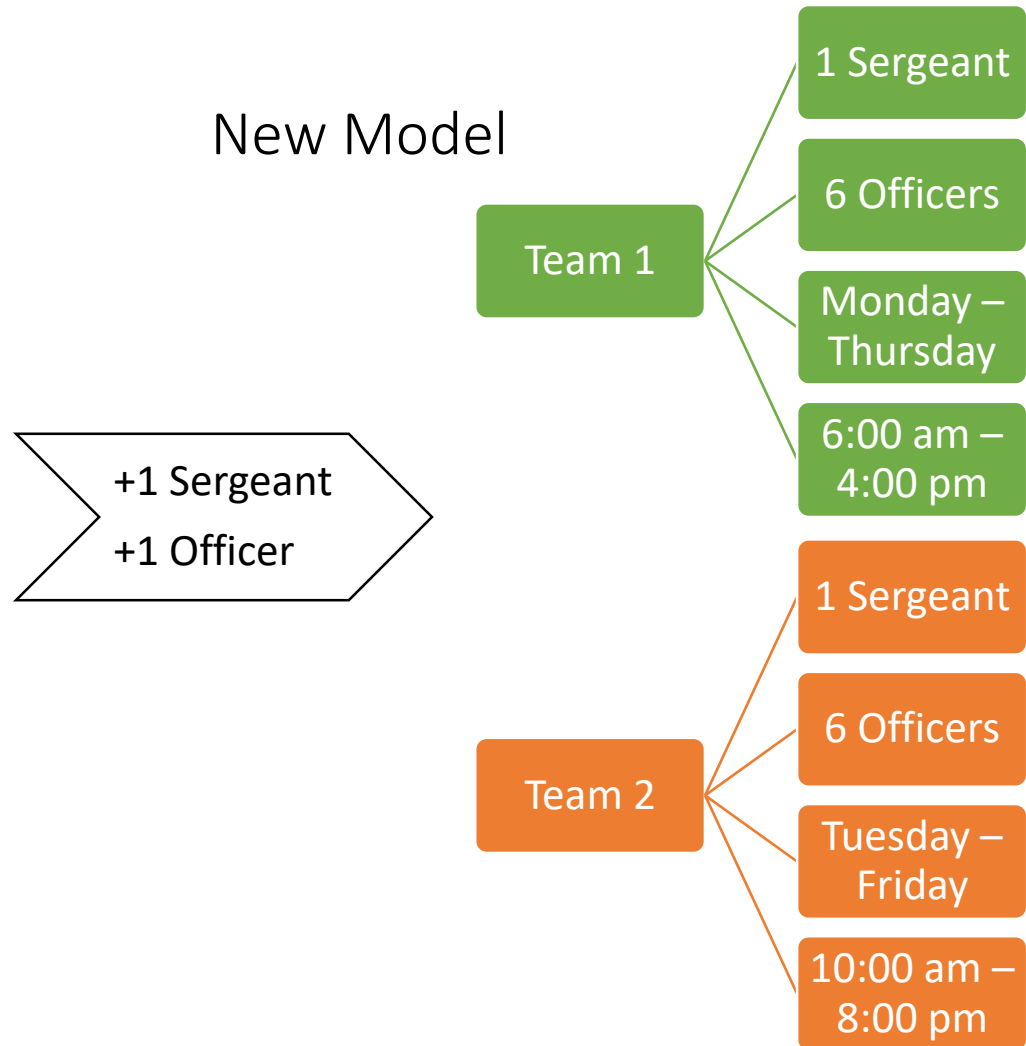


Traffic Enforcement Unit Staffing

Old Model



New Model



+1 Sergeant
+1 Officer



Traffic Enforcement Unit Missions

Traffic Enforcement and Education

Targeted Enforcement

- DUI Checkpoints
- Vision Zero & DOT Partnership
- Racer & Sideshow Enforcement
- “Fight the Spike”
- Grant Operations

Special Events

- Marches & Protests
- Races
- Escorts

Equipment Management

- PAS Devices
- Handheld Radar/LIDAR
- Radar Trailers



Mobile Crisis Assessment Team



MCAT Goals



MCAT Staffing

Pilot

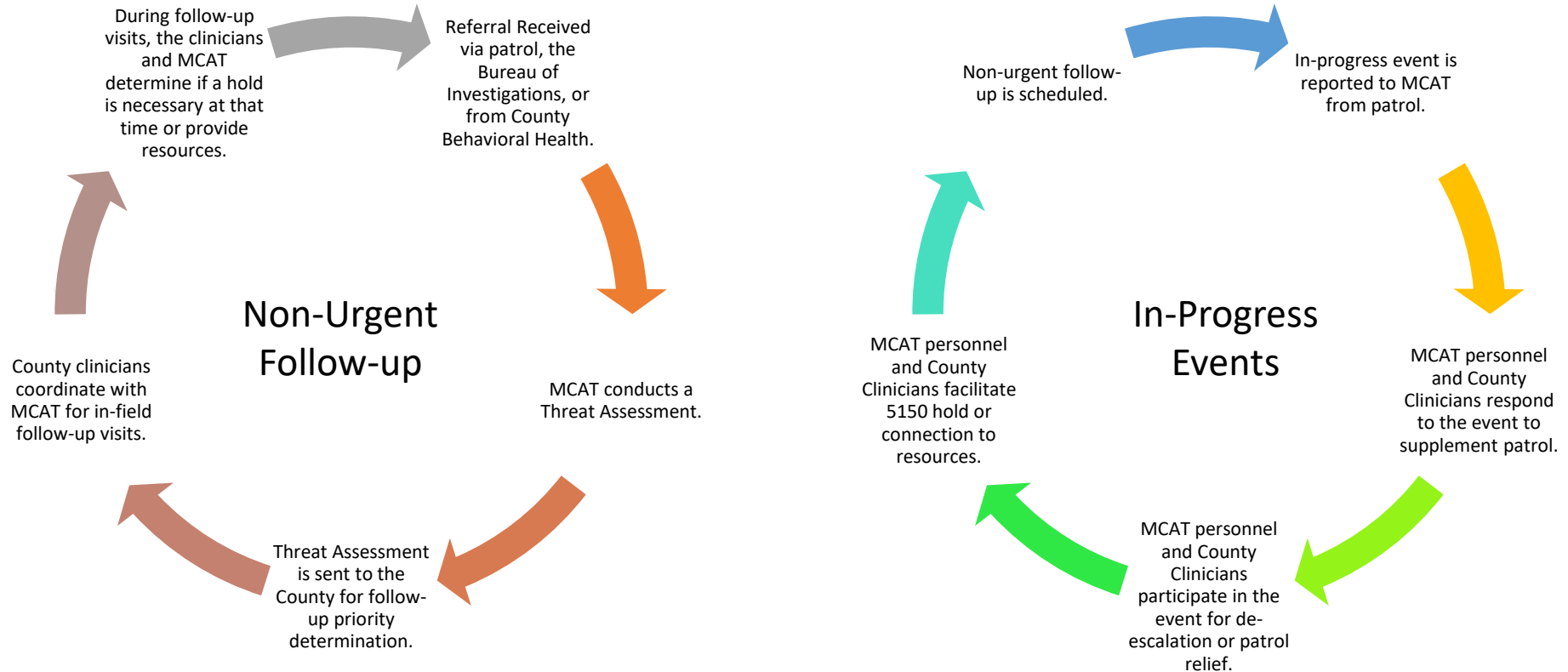
- 1 Sergeant + 2 Officers
- 2x per week
- 8 Hour shifts
- 11:00am-7:00pm
- \$701,000 in grant funds. Assignment staffed through overtime.

Current

- 2 Sergeant + 8 Officers
- 7 days per week
- 10 Hours per day
- 10:00am-8:00pm
- 4 officers assigned full time; 4 officers deployed through overtime.



MCAT Program Model



2021 County Referrals

County-wide January

- 417 calls received
- 169 field visits
- 51 5150 holds

County-wide February

- 439 calls received
- 182 field visits
- 60 5150 holds

From SJPD only February

- 96 received
- 75 field visits
- 19 5150 holds



Program Comparisons

Mobile Crisis Assessment Team

- Specially trained officers and a mental health crisis workers respond to mental health calls for service.
- Team links people with mental illnesses to appropriate services or provides other effective and efficient responses.
- The most common approach is for the officers and crisis workers riding together in the same vehicle for an entire shift, while in other agencies the crisis worker meets officers at the scene, and they handle the call together.
- Teams respond throughout the City, specifically targeting areas with the greatest number of mental health calls.

CAHOOTS

(Crisis Assistance Helping Out On The Streets)

- A mental health crisis intervention program in Eugene, Oregon.
- Calls to 911 are related to addiction, disorientation, mental health crises, and homelessness but don't pose a danger to others are routed to CAHOOTS.
- Teams of two responders include a medic and a mental health crisis counselor.
- CAHOOTS does not handle calls involving violence, weapons, crimes, medical emergencies, or similarly dangerous situations.



Questions?

