

# Better Bike Plan 2025 and Trail Network Annual Update

Transportation and Environment Committee  
April 5, 2021

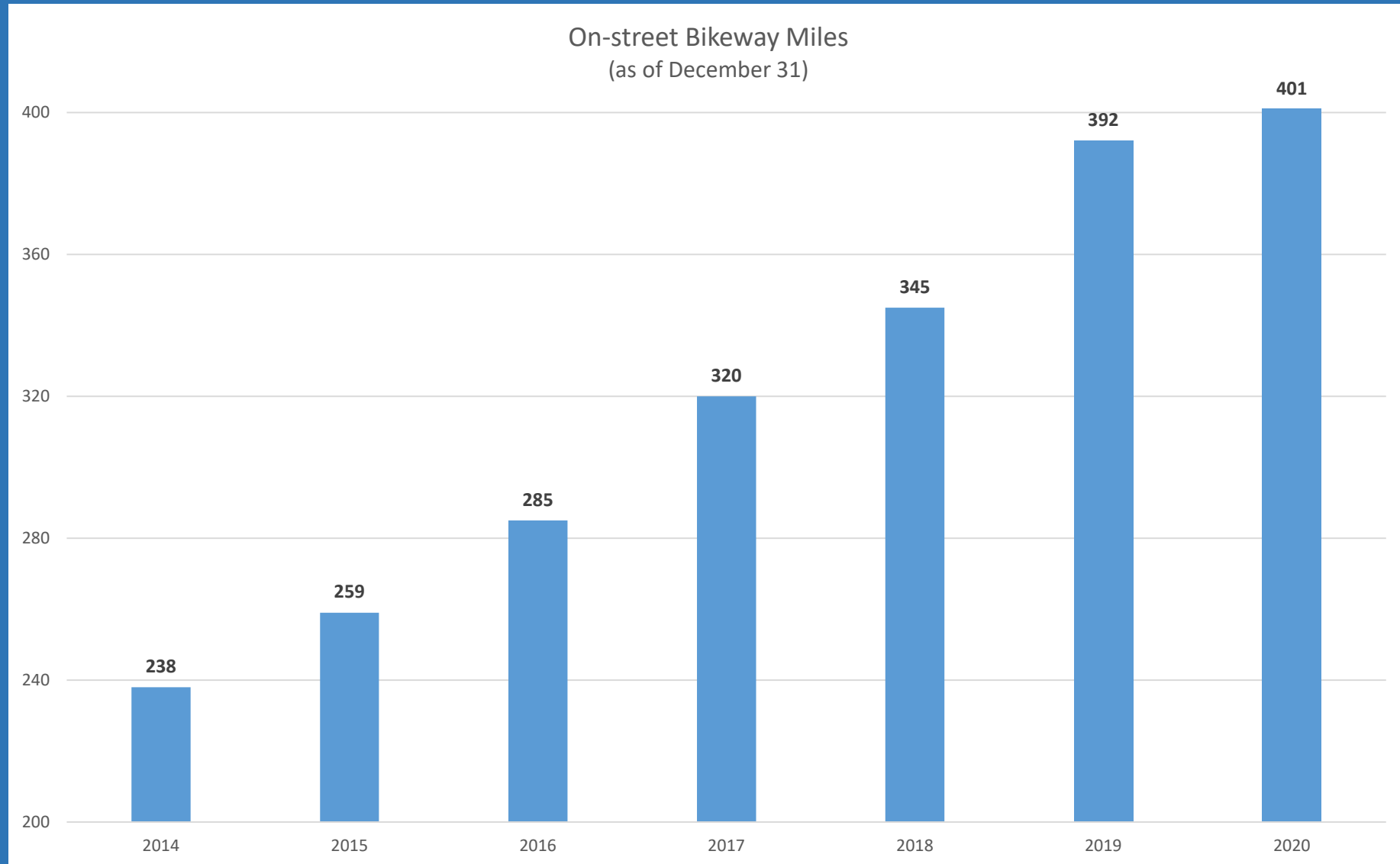


# Agenda

- On-Street and Bikeways & Trails Implementation Status
- Project Updates
- Funding Needs & Strategies
- Transportation Development Act Projects



# Bike Plan 2020 - 400 mile On-Street Network Complete





# Better Bike Plan 2025



**SAN JOSÉ**  
**BETTER BIKE PLAN 2025**



## Vision:

- People of all ages, abilities and backgrounds feel safe and comfortable biking anywhere in San Jose.

## Plan Goals:

- Safety
- Equity
- Mode Shift

557-mile Bikeways Network

# A Network in a Network



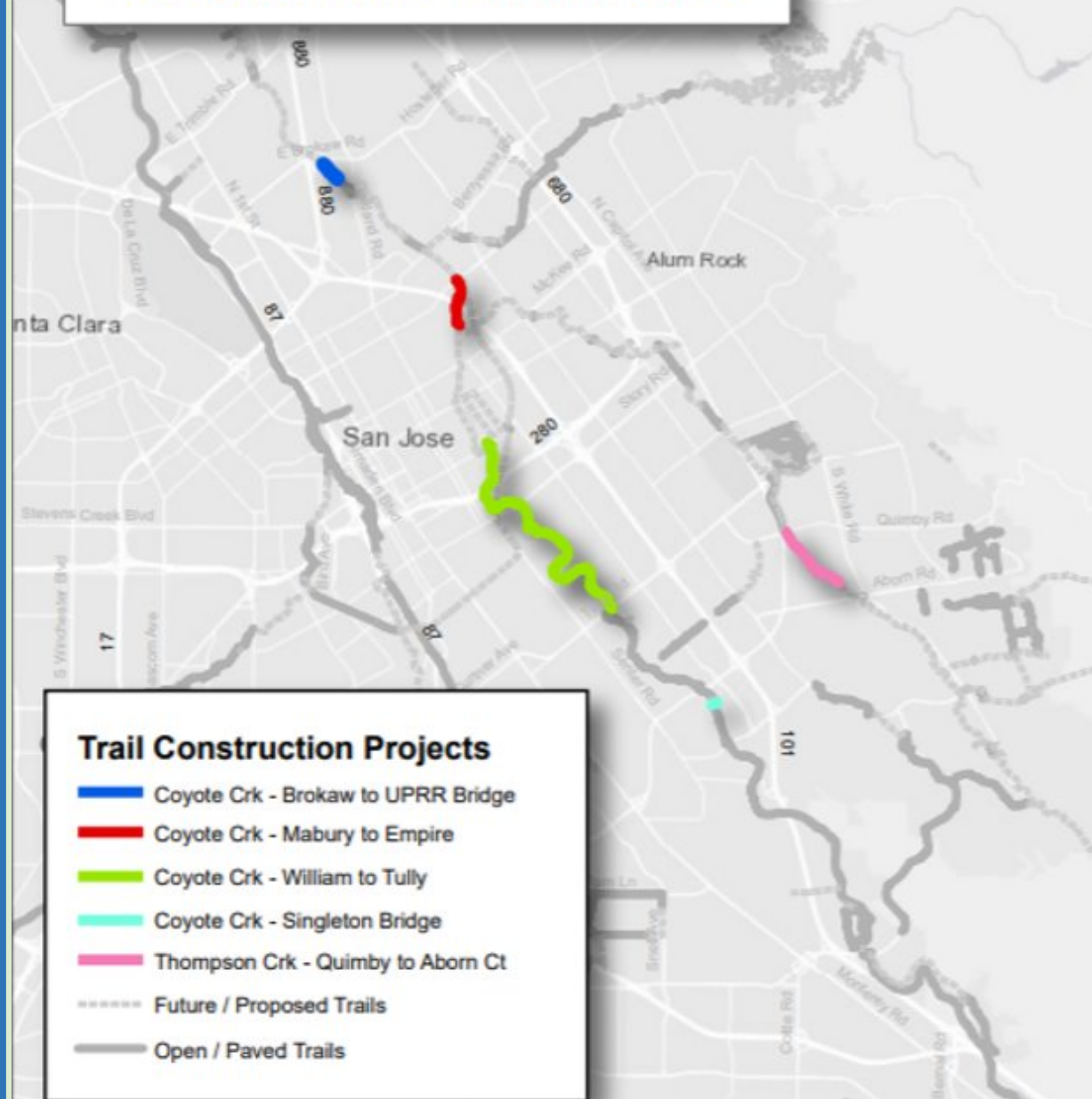
2001: 20 miles Class I Trails  
2020: 60 miles

Future:  
100 miles +  
30 miles of rural trails





# San Jose Trail Network Construction Before 2024





# Five Wounds Trail







# Upper Guadalupe River Trail

## Virginia to Chynoweth



# Project Updates: 10th and 11th Street & East San Antonio Street Bikeways





# Project Updates: Current Paving Program

- Naglee Avenue – Lane Reduction
- Fruitdale Avenue – Lane Reduction
- Lean Avenue – Protected Bikeway
- 2021 Paving Program
  - 10 miles of new bikeways
  - 20 miles of enhancements to existing bikeways



# Funding Needs – On-Street Bikeways

	Cost Range (\$M)
<b>Total On-Street Network</b>	\$263 – 370
<b>Focus Areas</b>	\$121 – 162
<b>5 Year Priority Projects</b>	\$70 – 94

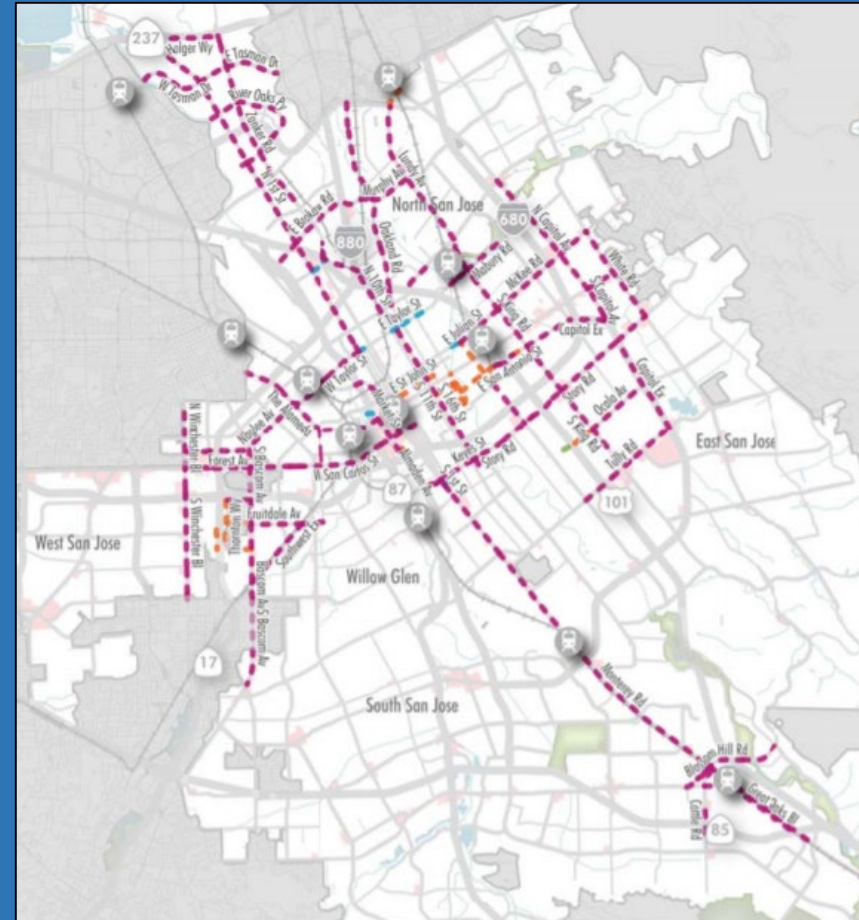


# Funding Strategies – Grants

- Transportation Development Act, Article III
- Active Transportation Program
- Measure B
- One Bay Area Grant
- Transportation Fund for Clean Air
- Highway Safety Improvement Program
- Affordable Housing & Sustainable Communities
- Safe & Seamless Quick Strike

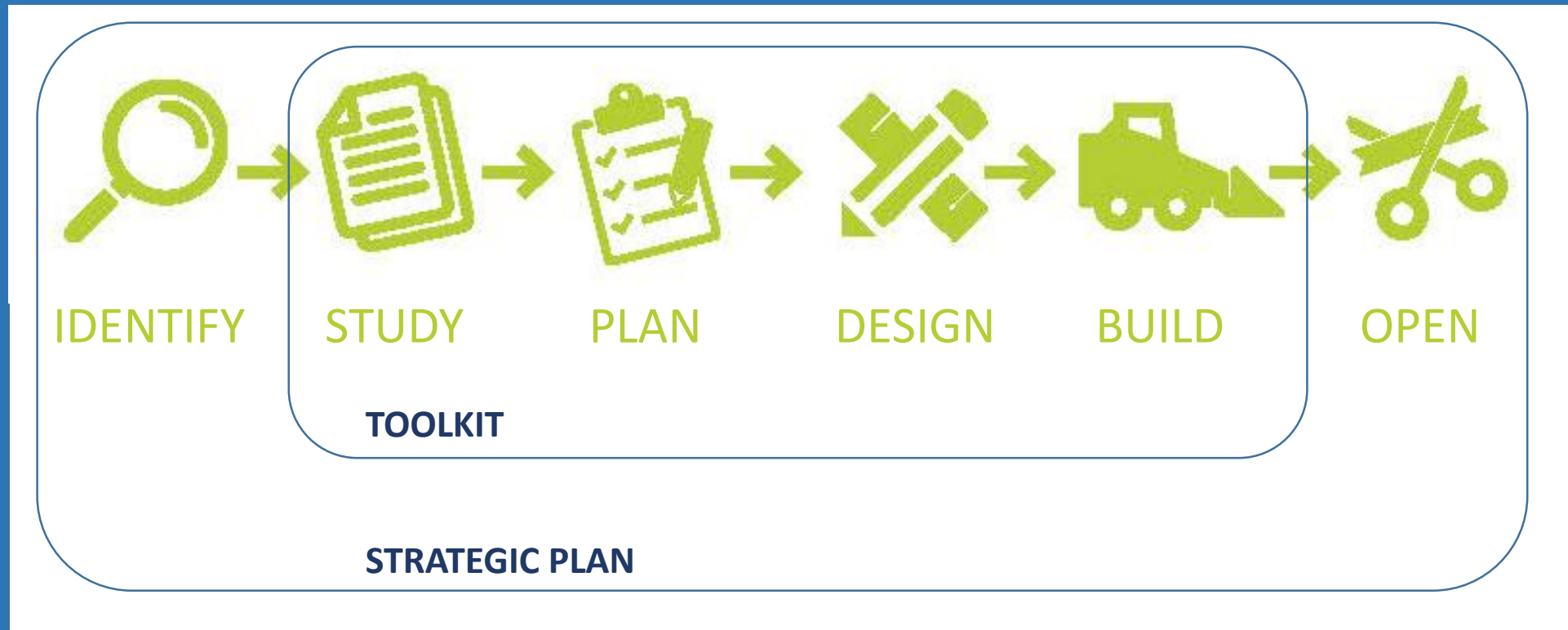


# Funding Strategies – Focus Areas and Primary On-Street Network





# Trail Development Process - Cost





# FY 2021-2022 Transportation Development Act, Article III

	Projects	Amount
1.	<u>Citywide Bikeway Implementation</u> Design, conduct outreach, prepare environmental analysis, and install bikeways throughout the City.	\$849,152
2.	<u>Pedestrian Safety Improvements</u> Construct sidewalk gap closures and safety improvements citywide	\$200,000
3.	<u>Citywide Bicycle Safety/Education</u> Support Vision Zero safety program pedestrian and bike efforts.	\$100,000
4.	<u>Citywide Bicycle Parking</u> Install and perform on-going maintenance of bicycle parking facilities citywide.	\$99,625
	Total	\$1,149,152



# Better Bike Plan 2025 and Trail Network Annual Update

Transportation and Environment Committee  
April 5, 2021