

Public Safety, Finance, and
Strategic Support Committee

San José Police Department Operations & Performance Bi-Monthly Status Report

February 18, 2021
Item: (d)2



Presenters: Lt. Steve Donohue, Lt. Jaime Jimenez
Crime & Intelligence Analyst Angelie Montesa



Bi-Monthly Status Report Operations and Performance

- 1. Citywide Crime Statistics**
- 2. Sexual Assault Strategy Update**
 - **Five-Year History**
 - **Work Items Update**
- 3. Other Matters of Interest**
 - **Sexual Assault Statistics**
 - **Internal Ranks and Their Demographics**
 - **Mobile Crisis Response Team**
- 4. Questions**



Citywide Crime Statistics



Reported Part I - UCR Crime Statistics

VIOLENT OFFENSES	2019 Jan-Dec	2020 Jan-Dec	% Change
Homicide	32	40	25%
Rape	671	566	-15.6%
Robbery	1339	1185	-11.5%
Aggravated Assault	2517	2584	2.7%
Total Violent Crimes	4559	4375	-4.1%

5 yr. Average Jan-Dec
36
575
1341
2339

PROPERTY OFFENSES	2019 Jan-Dec	2020 Jan-Dec	% Change
Burglary	4114	4045	-1.7%
Larceny	14924	12737	-14.7%
Vehicle Theft	6126	7065	15.3%
Total Property Crimes	25164	23847	-5.2%

5 yr. Average Jan-Dec
3940
12370
7121

GRAND TOTAL	29723	28222	-5.1%
--------------------	--------------	--------------	--------------

Note: Changes to small number-sets result in large percentages



Sexual Assault Strategy Update



UCR “Rape” Offenses

Year End Five Year History

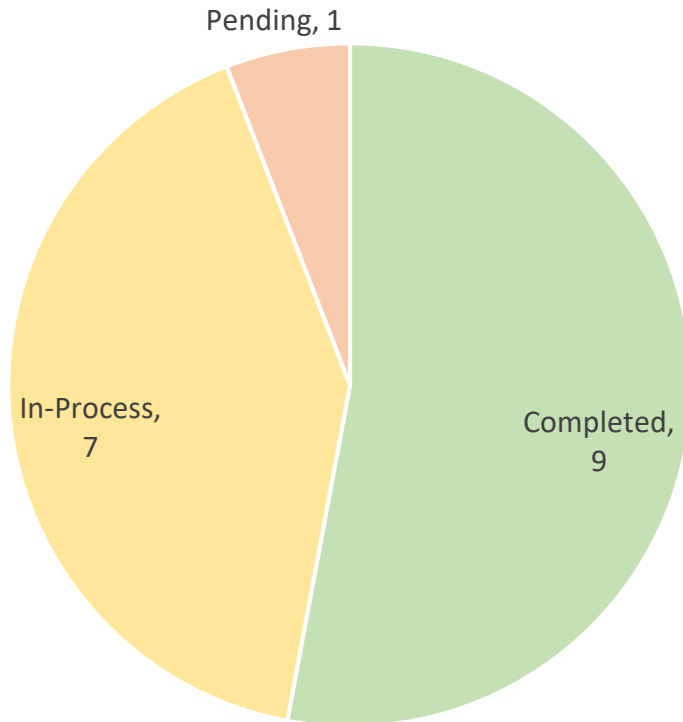
UCR - Rape	2016	2017	2018	2019	2020
Attempted Sex Assault	83	102	107	93	73
Rape	237	281	344	414	309
Rape (Spouse)	9	12	16	9	12
Sodomy	13	32	47	48	45
Oral Copulation	33	38	48	45	42
Foreign Object	41	52	45	54	36
Rape (Domestic)	24	29	6	14	35
Attempted Sex Assault (Domestic)	4	2	1	4	14
TOTALS	444	548	614	681	566

THIS REPORT IS HIERARCHY BASED. CRIME TOTALS REFLECT ONE OFFENSE (THE MOST SEVERE) PER INCIDENT.
 These statistics are sourced from the San José Police Department's records management system. They are **not** used to report to the FBI's Uniform Crime Reporting (UCR) Program and therefore should not be compared to the UCR submitted statistics. This report is run by the dates the crimes are reported and statistics may be subject to change due to the reclassification or unbounding of crimes.

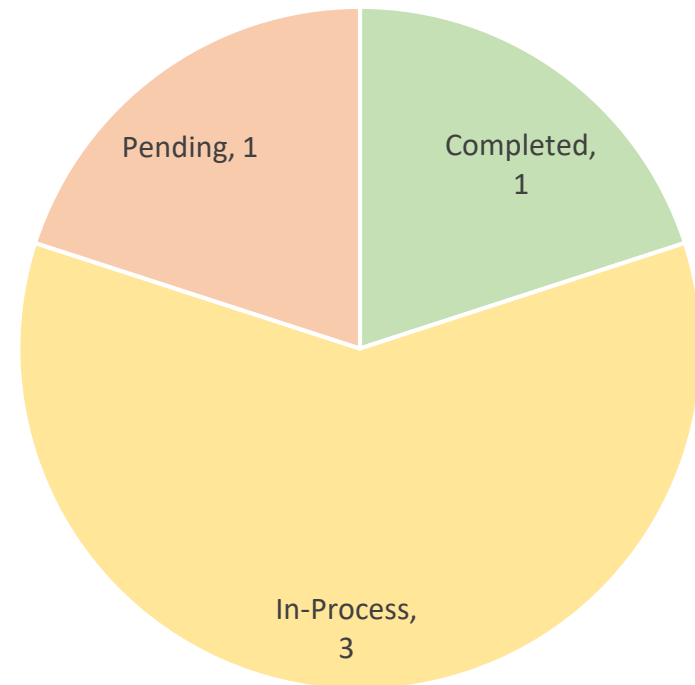


Sexual Assault Strategy Work Items Implementation Status

San Jose



Countywide



San Jose Sexual Assault Work Items

Title	Responsibility	Status
2019 PSFSS Presentation	SAIU	Completed – 4/2019
2019 Special Meeting	SAIU	Completed – 11/2019
Domestic Violence Lethality Assessment	FVU	Completed – On the Domestic Violence Response Form
Sexual Assault / Domestic Violence Intersectionality Tool	SAIU/FVU	Completed – On the Domestic Violence Response Form
Report John Project	SVU	Completed – On Website
Univ. TX San Antonio Strategy Study	SVU	Completed – Sexual Assault Study
Clearance Code “K” Dissection	SAIU	Completed – New Internal Status Codes
Trauma-informed Care Training for Detectives	Lt. Lombardo	Completed – For both SAIU and SVU
SAIU Bisection	SAIU/SVU	Completed – SVU separated from SAIU
School Intervention Training	SAIU/SVU	In Process (paused due to COVID)
Trauma-informed Care Training for All Officers	Lt. Lombardo	In Process – Working Through the Department
Sub-standard Housing Study	SVU	In Process – Out to RFP
Clearance Code “K” Study	SAIU	In Process – Report to PSFSS at March Annual Report
Clearance Code “K” Cultural Responsiveness & Competency	SAIU	In Process – Report to PSFSS at March Annual Report
Domestic Violence High-Risk Response Team	FVU	In Process – Pilot Program through June 2021
Vigilant Parent Training (Technology and Devices)	SVU	In Process – Two classes per month right now
Increase Quantity of Sexual Assault Detectives by 6 + 1 Sergeant	SAIU	Pending



Countywide Sexual Assault Work Items

Title	Responsibility	Status
Formalize Workgroups	SAIU	Completed – Countywide Meetings and SART Committee Meetings
Child Advocacy Center	SAIU	In Process – MOUs being developed
Ethnic-based Agency Workgroup and Buildout	SAIU	In Process – Working with County Office of Gender-based Viol. Prevention
Strangulation Evidence Collection	FVU	In Process – Western Division Pilot Project for In-field Evidence Collection
Follow-up Joint Meeting between PSFSS and Santa Clara County Board of Sup. Regarding Children, Seniors, and Families	SCC Supervisor Cindy Chavez	Pending



Other Matters of Interest: Sexual Assault Statistics

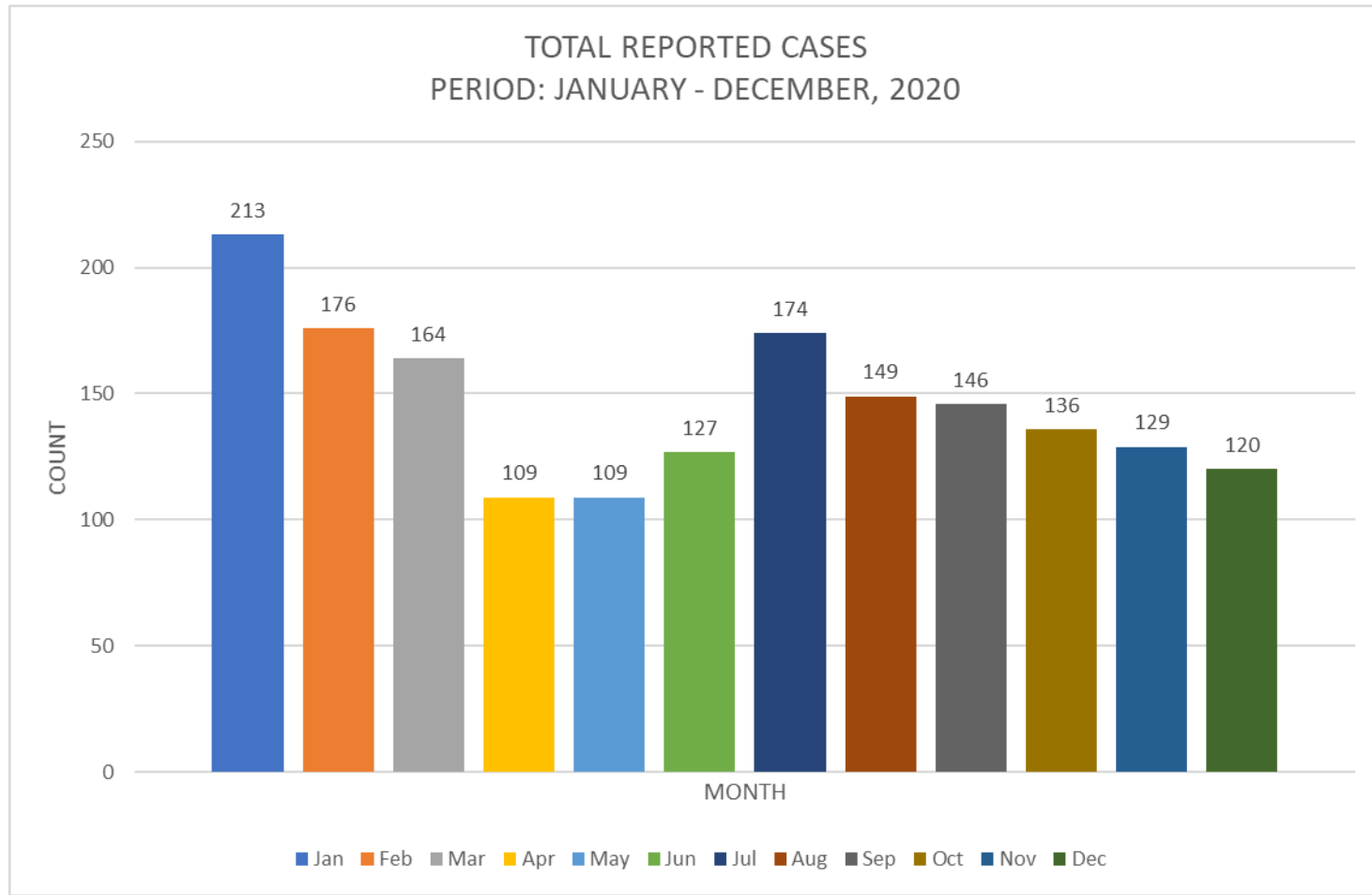


SEXUAL ASSAULT STATISTICS BREAKDOWN



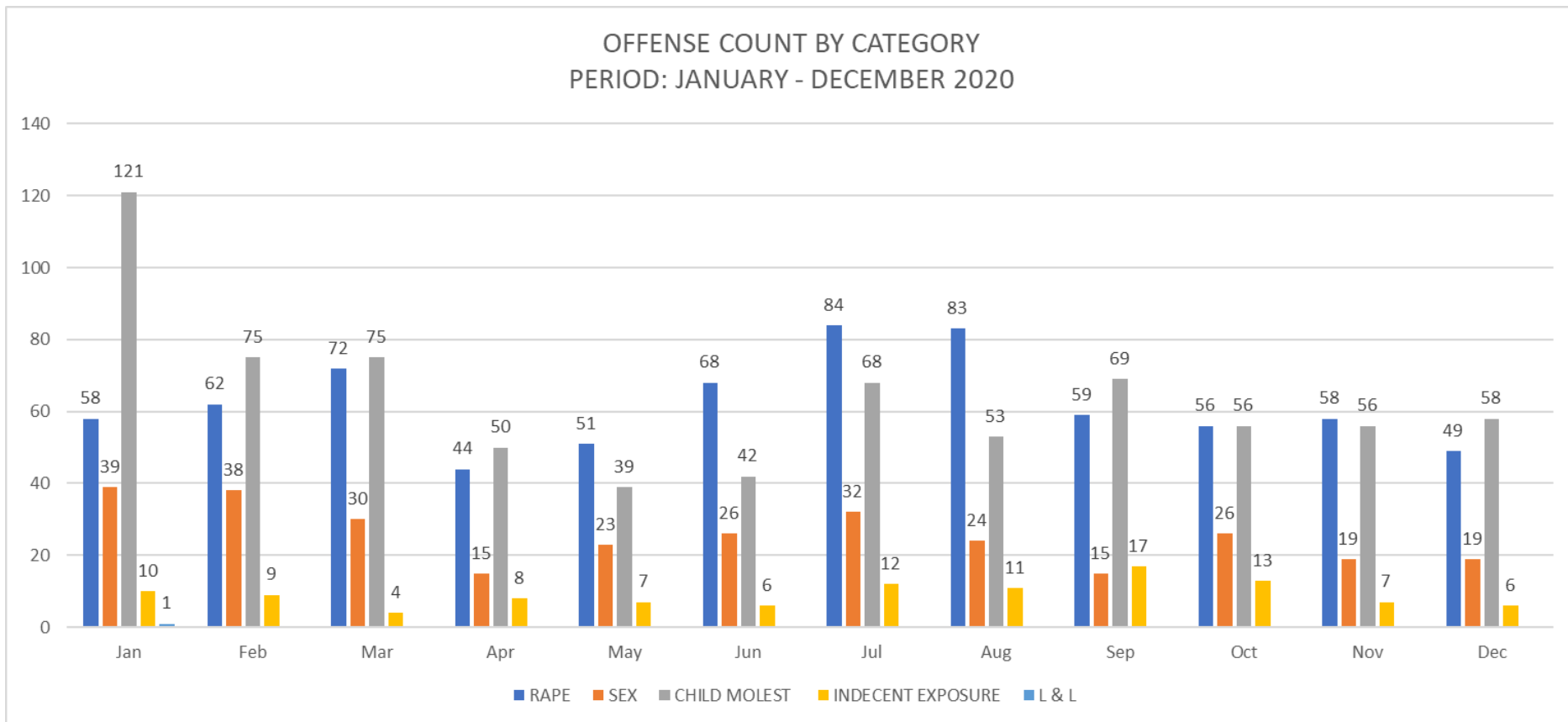
TOTAL REPORTED CASES INVOLVING A SEXUAL ASSAULT OFFENSE

Time Period: JANUARY – DECEMBER 2020



COUNT OF SEXUAL ASSAULT OFFENSES COMMITTED

Time Period: JANUARY – DECEMBER 2020



REPORTED LOCATION

Time Period: JANUARY – DECEMBER 2020

LOCATION	JAN	FEB	MAR	APR	MAY	JUN	JUL	AUG	SEP	OCT	NOV	DEC	TOTAL
RESIDENCE/HOME	138	114	122	69	69	71	108	90	88	92	74	78	1113
PARK/OTHER/UNKNOWN	16	15	11	10	8	18	11	17	14	15	16	13	164
STREET/ROAD/HIGHWAY/ALLEY	15	11	9	9	15	10	23	13	11	11	13	10	150
SCHOOL/COLLEGE	14	18	5	5		4	4	5	6	4	2	5	72
PARKING LOT/GARAGE	8	4	7	3	9	6	8	8	5	2	6	5	71
HOTEL/MOTEL/Etc.	5	3	2	2	1	5	3	6	9	5	5	2	48
OFFICE/HOSPITAL	2	2	2	1	2	5	3	1	3	4	4	1	30
COMMERCIAL/OFFICE BUILDING	3	1		3		3	3	2	1	1	1	1	19
RESTAURANT	2	1	1			2	2	2	4		1	2	17
GOVERNMENT/PUBLIC BUILDING	1	3	1	1		1	1		2		2		12
CONVENIENCE STORE		1		2	2	1	2	1		1			10
DEPARTMENT/DISCOUNT STORE	5	1					2						8
FIELD/WOODS			1		1			2		1	1	1	7
SERVICE/GAS STATION	1	1		1			1	1				1	6
GROCERY/SUPERMARKET				1		1	1		1		2		6
CHURCH/SYNAGOGUE/TEMPLE		1			1		1					1	4
BAR/NIGHT CLUB	1		2						1				4
DISPENSARY	1						1	1					3
AIR/BUS/TRAIN TERMINAL				2	1								3
LIQUOR STORE	1										1		2
BANK/SAVINGS AND LOAN			1										1
CONSTRUCTION SITE									1				1
LAKE/WATERWAY											1		1
TOTAL	213	176	164	109	109	127	174	149	146	136	129	120	1752



AGE SUMMARY & HEAT MAP OF SURVIVORS

Time Period: JANUARY – DECEMBER 2020

AGE	Jan	Feb	Mar	Apr	May	Jun	Jul	Aug	Sep	Oct	Nov	Dec	TOTAL	AGE	Jan	Feb	Mar	Apr	May	Jun	Jul	Aug	Sep	Oct	Nov	Dec	TOTAL
15	19	14	13	1	4	6	17	9	3	4	6	6	102	48					2	2	4	1	1	1			11
16	15	19	15	8	4	9	5	9	6	9	9	11	119	49			1	2	1		3	2	2			3	14
17	16	18	14	7	11	3	15	11	13	14	8	8	138	50	1				1		1				1	3	8
18	1	5	4	3	3	7	6	11	5	3	2		50	51				1		2	1	2		1		2	9
19	4	4	5		1	6	5	1	3	6	1	4	40	52	1					5	1	1	4	1		1	14
20	4	4	3	4	5	6	4	7		5	2	3	47	53		1			1		1	2	1	2			8
21	4	4	6	1	1	2	4	3	5	2	2	4	38	54			2	2	1	1		1		2			9
22	3	2	5	1	2	4	5	3	1	2	1	3	32	55			1							1			2
23	2	3	2	1	2	6	3	4	2		3	1	29	56	2	1			1	2		1	1	1		2	11
24	4	2	5	1	3	2	4	6	3		1	2	33	57			1	2	1			1		1			6
25	1	5	1	2	2	1	5	1	2	1	5	1	27	58								3	1	1		1	6
26	3	1	1	1	1	6	1	2	2	1	1	3	23	59		1			1			1			1		4
27	2	3	3	4	2		3		3	5	2	5	32	60		1	1								2		4
28	3	1	1	1	2	5	1	1	2	2	2	1	22	61	1		1		1	1					1		5
29		2	2	3	1	6	2	1		1	5		23	62		1	1				1	1			1		5
30	3	2	2	3		3	1	3	1	3	4	2	27	63			2							1	1		4
31	6	1	1	3	2	2	2	4	6		2	4	33	64					1				1			1	3
32	2	5	3	1	2	1	7		1		1	2	25	65	1								1		1		3
33		1	1	2	2		2		4	1	1	4	18	66	1	2		1					1				5
34	2	1	1	1	1	3	2	1	6	2	1	1	22	67	1	1								1	1		4
35	2		4	2	3	3	5	3	3			2	27	68							1						1
36	2	5	2	2	1	3	4	3	4	1			27	69		1		1	1								3
37		3	1	3		2		1	4	1	2		17	70		1		1	1				1		1	1	6
38	1	3	1	2		1	4	2	2	2	1	1	20	71		1						1					2
39	1	2	1	1	2		3		1	3	1	1	16	72			1										1
40	3	1	3	1	4	1	2		1	4	1	1	22	73	1												2
41	1				1		1	2	1	2	1		9	74					1		1						2
42	3	2	1		1	1	3	1	5	1	1		19	76			1										1
43	2	2	5	2	1		3					2	17	78				1			1						2
44	1	2	2		2	2	2		2		1	1	15	81								1					1
45		2		2	1	1	1		1	1	2	2	13	84								1					1
46		1	1				2	2			3	3	12	91								1					1
47	2	2		1	2		1	4	2		1	2	17	N/D	10	10	14	9	3	3	12	7	14	9	14	10	115
N/D: No Data														TOTAL	131	143	135	84	86	108	152	123	122	99	99	102	1384



AGE SUMMARY & HEAT MAP OF ARREST/CITE

Time Period: JANUARY – DECEMBER 2020

AGE	Jan	Feb	Mar	Apr	May	Jun	Jul	Aug	Sep	Oct	Nov	Dec	TOTAL
19				1		1		1					3
20			1	2	3	1	1						8
21	1	1		1			2		1	1			7
22					1		1		1	1	1		5
23	1			1		1		1	1	2			7
24							1	1	1		2		5
25	2	2	1		2	1	1		1				10
26	1	1		2		2	1		1	3		1	12
27	2								1		2		5
28		2		2				2	1		1		8
29	5	2	1			1			1			1	11
30			1		1				1		1	1	5
31	2	2		2	1			1	2	1			11
32	2				2	1		1			1		7
33			2	1					2	1	3		9
34	4				2	2	1		1		1		11
35			2				1			2			5
36	1	2		1	1				2	1	1		9
37	1	2			2	2		1	1				9
38	1	2			3	3	2	1		1		2	15
39	2	1	2			1	1	2		1			10
40			2				3	1	1	2		1	10
41		1	1					2	1		2		7
42	1	1											2
43		1	1		1			1		1			5
44		1		1			3	2					7

AGE	Jan	Feb	Mar	Apr	May	Jun	Jul	Aug	Sep	Oct	Nov	Dec	TOTAL
45					1	1	2		1				5
46								1		1	2		4
47	1				1			1	2			2	7
48		2					2		1				5
49									1			1	2
51	1	1		2	1		1	2					8
52							1						1
54			1	1	1			1					4
55	2		1		1		2	1		1			8
56							1						1
57							1		1	2			4
58												1	1
59	1							1				1	3
60		1	1			1					1		4
61											1		1
62											1		1
63						1							1
64			1										1
65		1		1						1			3
66				2				1					3
67			1					1					2
68				1									1
69	1												1
70	1						1						2
75											1		1
88			1										1
TOTAL	33	26	20	21	24	19	29	26	26	22	21	11	278



RACE/ETHNICITY & HEAT MAP OF SURVIVORS

Time Period: JANUARY – DECEMBER 2020

RACE/ETHNICITY	Jan	Feb	Mar	Apr	May	Jun	Jul	Aug	Sep	Oct	Nov	Dec	TOTAL
H-HISPANIC/LATIN/MEXICAN	133	106	89	65	58	82	106	82	81	70	66	52	990
W- CAUCASIAN	34	42	43	25	26	29	32	34	43	23	23	28	382
X- UNKNOWN	8	16	11	3	2	2	20	17	15	14	24	22	154
B- AFRICAN AMERICAN	14	8	10	2	8	4	9	9	6	9	6	9	94
A-OTHER ASIAN	8	8	7	3	8	2	4	6	3	7	3	10	69
O- OTHER	10	5	9	4	6	4	6	3	6	4	7	1	65
V- VIETNAMESE	7	4	6		2	6	7	4	8	7	4	6	61
F-FILIPINO	8	4	3		2	2	3	3	9	3	1	2	40
C-CHINESE		1	1	1		3	7	2	2	1	1	1	20
Z- ASIAN INDIAN	2	2	2	1				2	1		1		11
J-JAPANESE	2	1			1		1	1				1	7
I- AMERICAN INDIAN/ALASKAN NATIVE					1	1	2						4
U- HAWAIIAN		2							2				4
P- PACIFIC ISLANDER								1		2		1	4
K- KOREAN		1				1	1					1	4
S- SAMOAN		1					1						2
L- LAOTIAN				1									1
D-CAMBODIAN	1												1
G-GUAMANIAN									1				1
TOTAL	227	201	181	105	114	136	199	164	177	140	136	134	1914



RACE/ETHNICITY & HEAT MAP OF ARREST/CITE

Time Period: JANUARY – DECEMBER 2020

RACE/ETHNICITY	Jan	Feb	Mar	Apr	May	Jun	Jul	Aug	Sep	Oct	Nov	Dec	TOTAL
H-HISPANIC/LATIN/MEXICAN	23	19	19	16	16	16	17	16	19	18	14	8	201
W- CAUCASIAN	10	7	4	4	2	3	6	5	3	2	4	1	51
B- AFRICAN AMERICAN	4	6	2	2	6	3	3	2	5	1	2	2	38
A-OTHER ASIAN	1				2	1		2	2	2	1		11
O- OTHER	1	1	1	2			1	2			1		9
V- VIETNAMESE	1	1					2	2	1			1	8
F-FILIPINO			1		1	1			1				4
X- UNKNOWN			1				1		1				3
Z- ASIAN INDIAN						1		2					3
INDIAN/ALASKAN NATIVE						1	1	1					3
S- SAMOAN		1											1
TOTAL	40	35	28	24	27	26	31	32	32	23	22	12	332

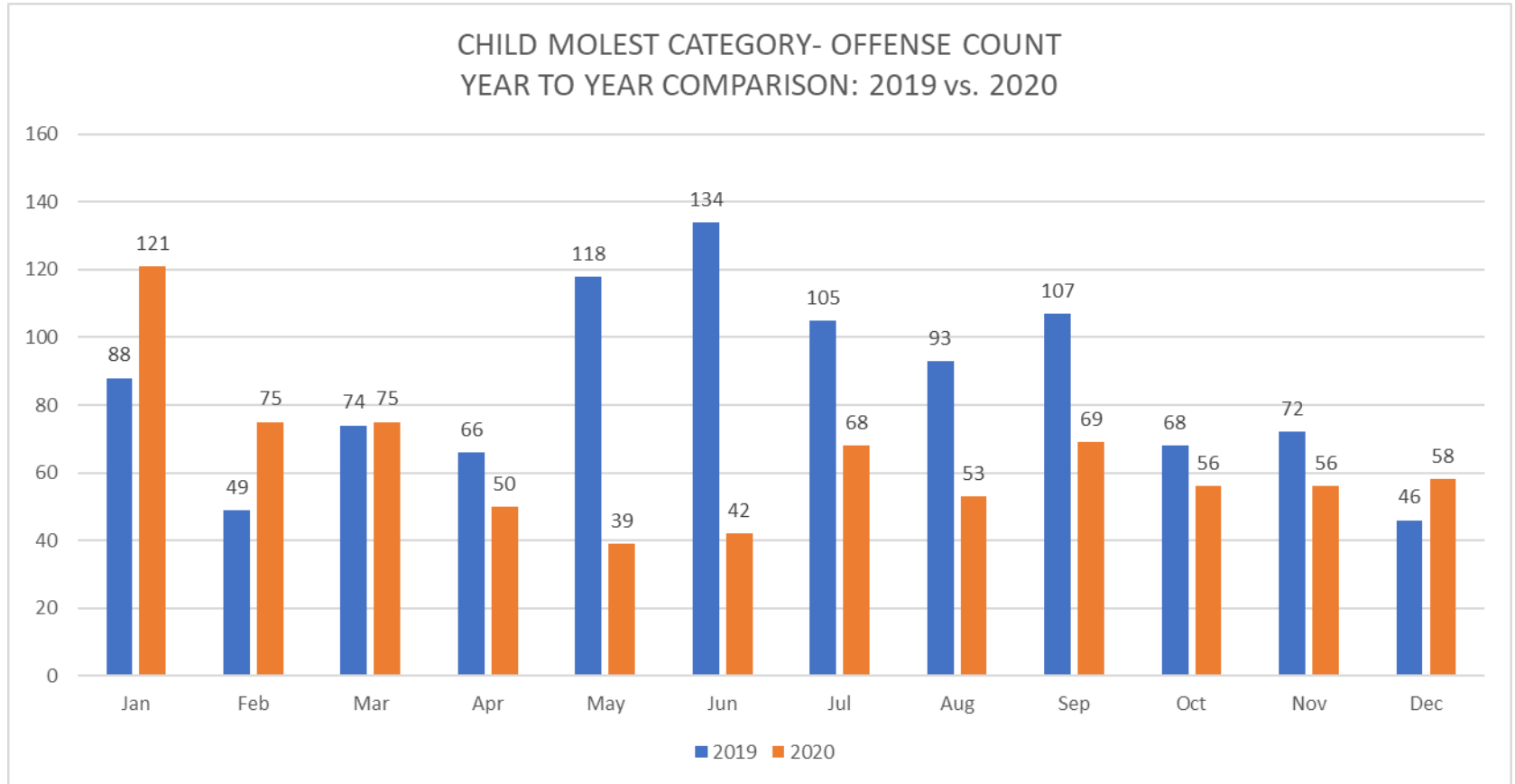


CHILDREN 14 AND UNDER



COUNT OF CHILD MOLEST CATEGORY

Time Period: JANUARY – DECEMBER 2019 vs. JANUARY – DECEMBER 2020



SURVIVORS: CHILDREN 14 AND UNDER

COUNT BY AGE & HEAT MAP

Time Period: JANUARY – DECEMBER 2020

AGE	Jan	Feb	Mar	Apr	May	Jun	Jul	Aug	Sep	Oct	Nov	Dec	TOTAL
1											1	1	2
2	2					1	4	3		1	1	3	15
3		3	3	1	3	2	2	4	3	1	2	1	25
4	6	1	2	1		4	3	4	2	2	2	4	31
5	5	2	2	2	1	1	4	3	2	5	2	1	30
6	8	4	1		2		2		7		2	3	29
7	6	4		1		2	2	3	3	1	1	1	24
8	5	3	2	2	1		3	2	6	3	1	3	31
9	6	1	7	2		2		2	4	1	2	1	28
10	7	5	2	2	1	1	2	2	5	4	3	5	39
11	6	6	6		4	1	6	2	3	5	2	3	44
12	13	7	10	1	2	7	2	4	5	6	5	2	64
13	15	9	7	8	5	4	12	6	9	8	9	4	96
14	19	14	8	5	9	5	11	8	9	9	7	5	109
TOTAL	98	59	50	25	28	30	53	43	58	46	40	37	567



SURVIVORS: CHILDREN 14 AND UNDER COUNT BY ETHNICITY/RACE & HEAT MAP

Time Period: JANUARY – DECEMBER 2020

RACE/ETHNICITY	Jan	Feb	Mar	Apr	May	Jun	Jul	Aug	Sep	Oct	Nov	Dec	TOTAL
HISPANIC/LATIN/MEXICAN	64	40	26	18	18	27	36	24	34	27	23	17	354
W- CAUCASIAN	8	7	14	6	3	2	8	7	11	1	5	7	79
X- UNKNOWN	5	3	1				4	9	6	9	9	6	52
B- AFRICAN AMERICAN	10	3	6		1		1		1	2		2	26
O- OTHER	6	1	3	1	2		1		2	1		1	18
F-FILIPINO	1	2			2		1	1		3	1	1	12
V- VIETNAMESE	1	1				1		2	1	3	1	1	11
A-OTHER ASIAN	1	1			2				1				5
Z- ASIAN INDIAN	2										1		3
J-JAPANESE		1										1	2
K- KOREAN							1					1	2
S- SAMOAN							1						1
G-GUAMANIAN									1				1
U- HAWAIIAN									1				1
TOTAL	98	59	50	25	28	30	53	43	58	46	40	37	567

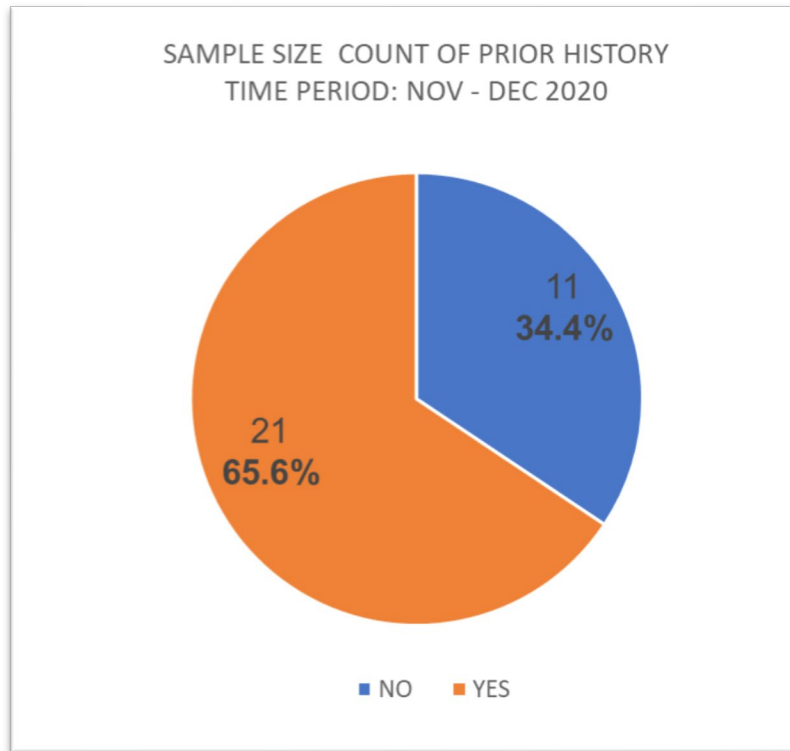


REPEAT OFFENDERS



REOFFENDER SAMPLE ANALYSIS OF ARREST/CITED

Time Period: Nov-Dec 2020



OFFENSES ASSOCIATED

- 484PC PETTY THEFT
- POSSESSION OF CONTROLLED SUBSTANCE
- 459PC BURGLARY
- 242 PC BATTERY
- 594 PC VANDALISM
- 602 PC TRESPASSING
- 11364HS DRUG PARAPHERNALIA
- 12500VC DRIVING W/O LICENSE
- 148(A)(1) PC RESIST ARREST
- 647(F) DRUNK IN PUBLIC - UNDER THE INFLUENCE/ALCOHOL/DRUGS/CONTROLLED SUB



Other Matters of Interest: Internal Ranks and their Demographics



Ethnicity Definitions

American Indian or Alaska Native

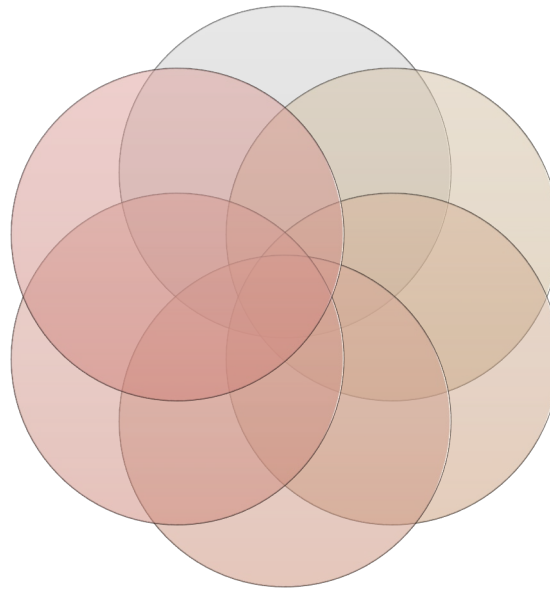
- A person having origins in any of the original peoples of North and South America (including Central America), and who maintains tribal affiliation or community attachment.

White

- A person having origins in any of the original peoples of Europe, the Middle East, or North Africa.

Native Hawaiian or Other Pacific Islander

- A person having origins in any of the original peoples of Hawaii, Guam, Samoa, or other Pacific Islands.



Asian

- A person having origins in any of the original peoples of the Far East, Southeast Asia, or the Indian subcontinent including, for example, Cambodia, China, India, Japan, Korea, Malaysia, Pakistan, the Philippine Islands, Thailand, and Vietnam.

Black or African American

- A person having origins in any of the black racial groups of Africa. Terms such as "Haitian" or "Negro" can be used in addition to "Black or African American."

Hispanic or Latino

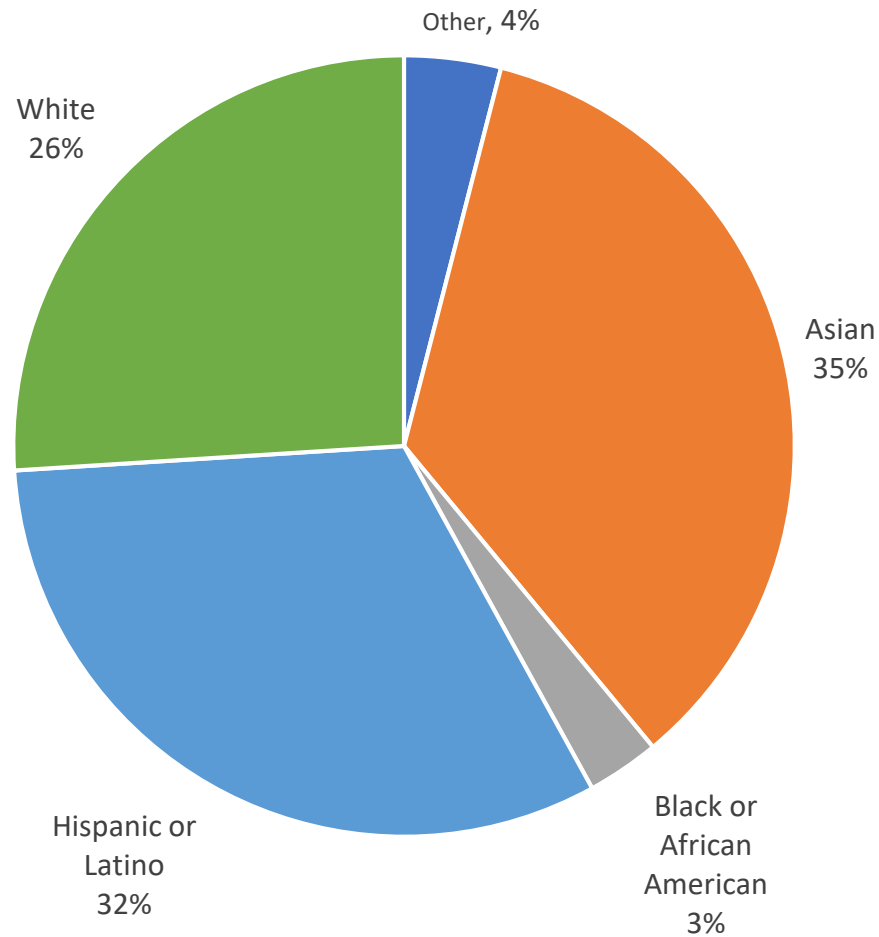
- A person of Cuban, Mexican, Puerto Rican, South or Central American, or other Spanish culture or origin, regardless of race. The term, "Spanish origin," can be used in addition to "Hispanic or Latino."

US DOI, Office of Civil Rights

<https://www.doi.gov/pmb/eeo/directives/race-data>

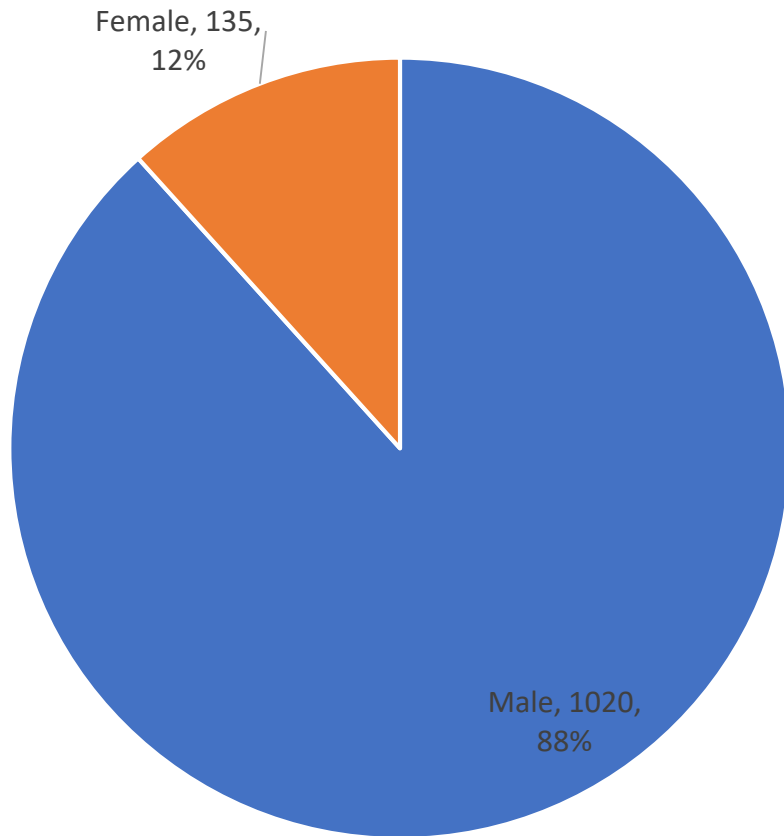


Demographics of San José Residents

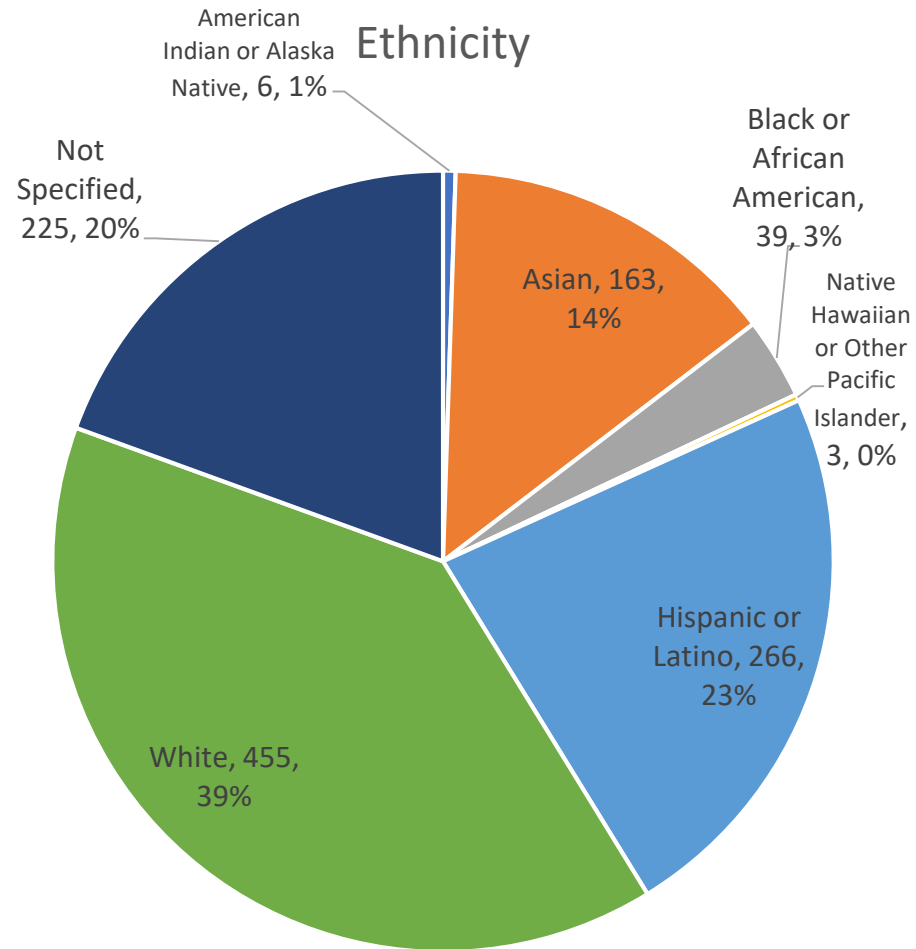


Department Overall

Gender



Ethnicity

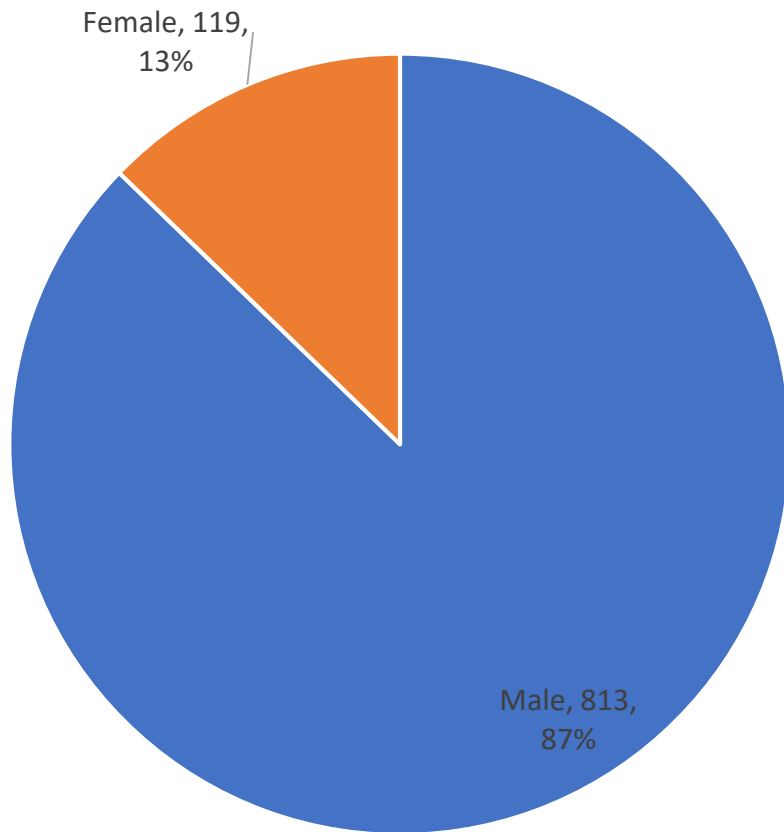


As of 12/2020

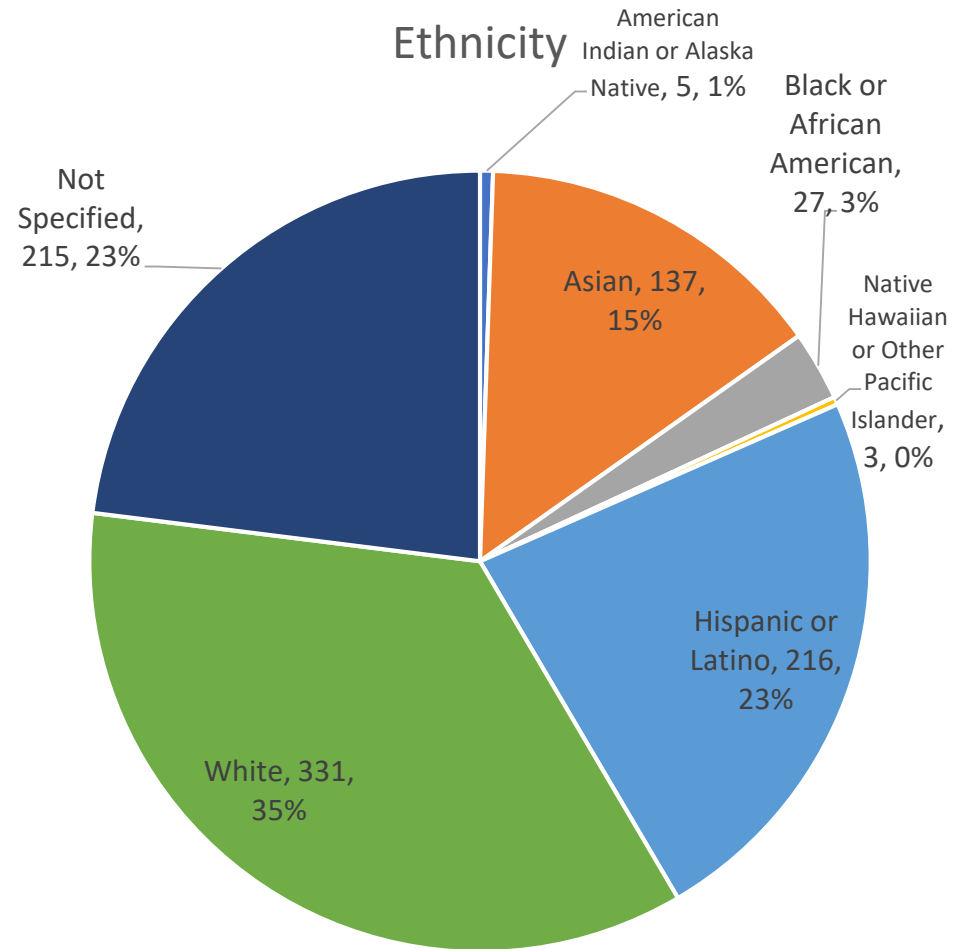


Officers and Recruits

Gender



Ethnicity

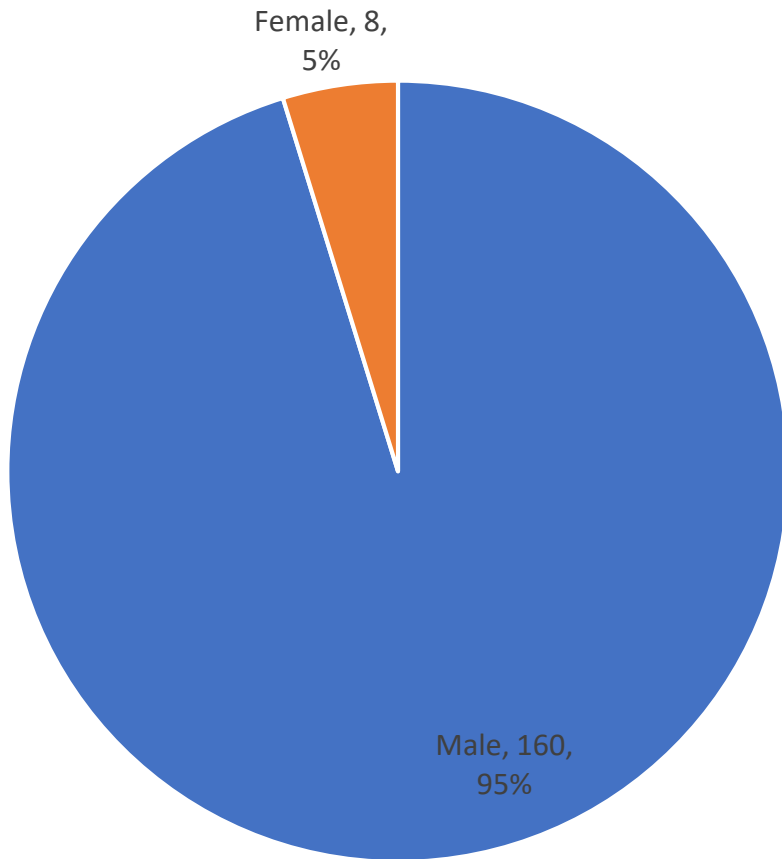


As of 12/2020

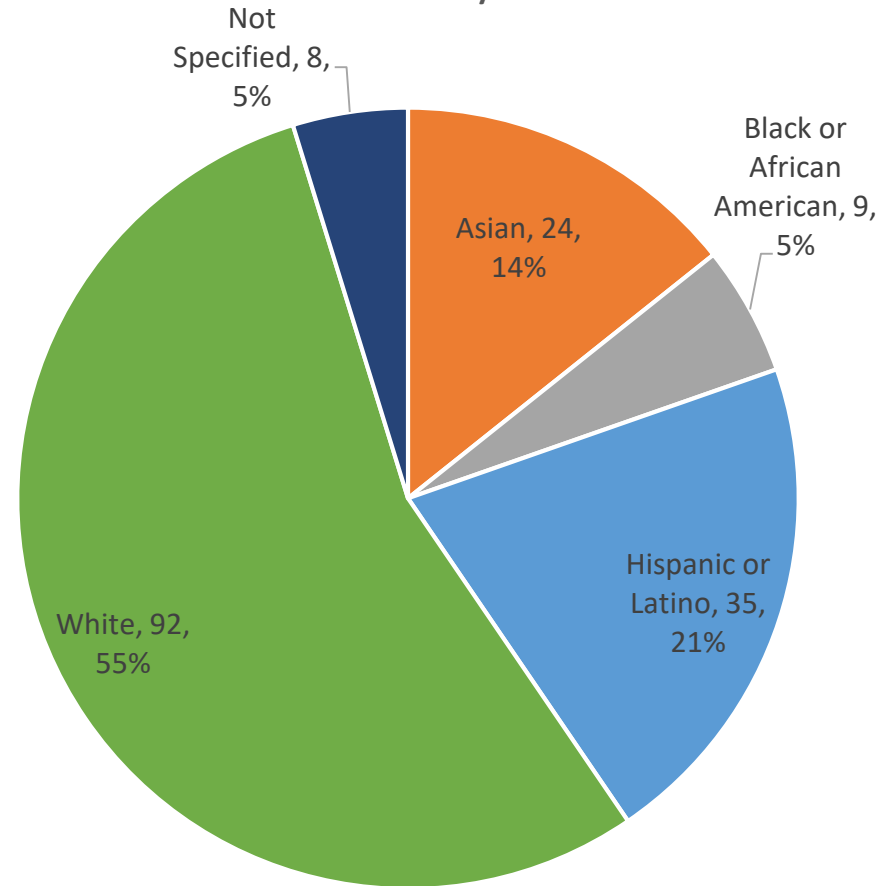


Sergeants

Gender



Ethnicity

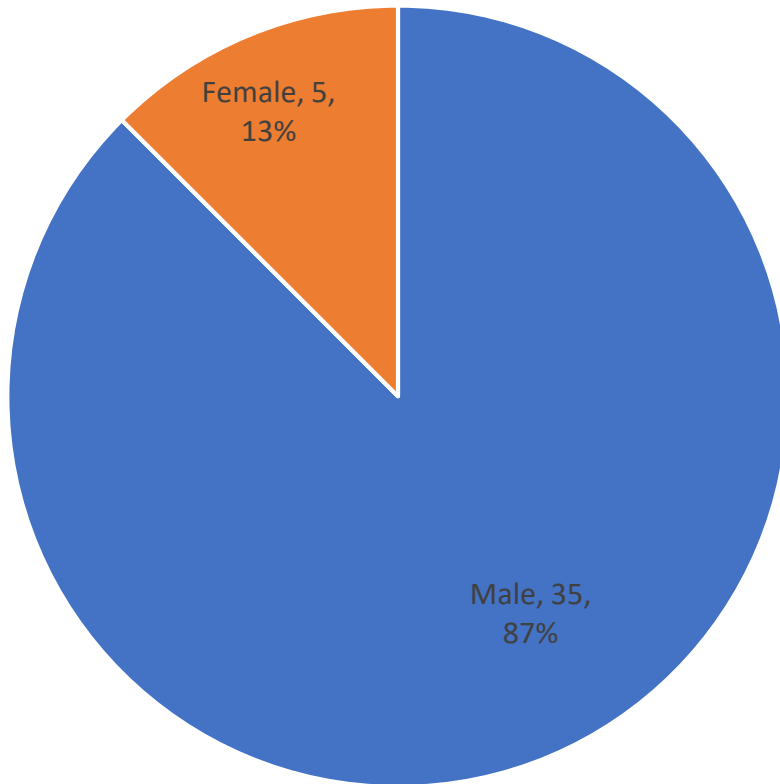


As of 12/2020

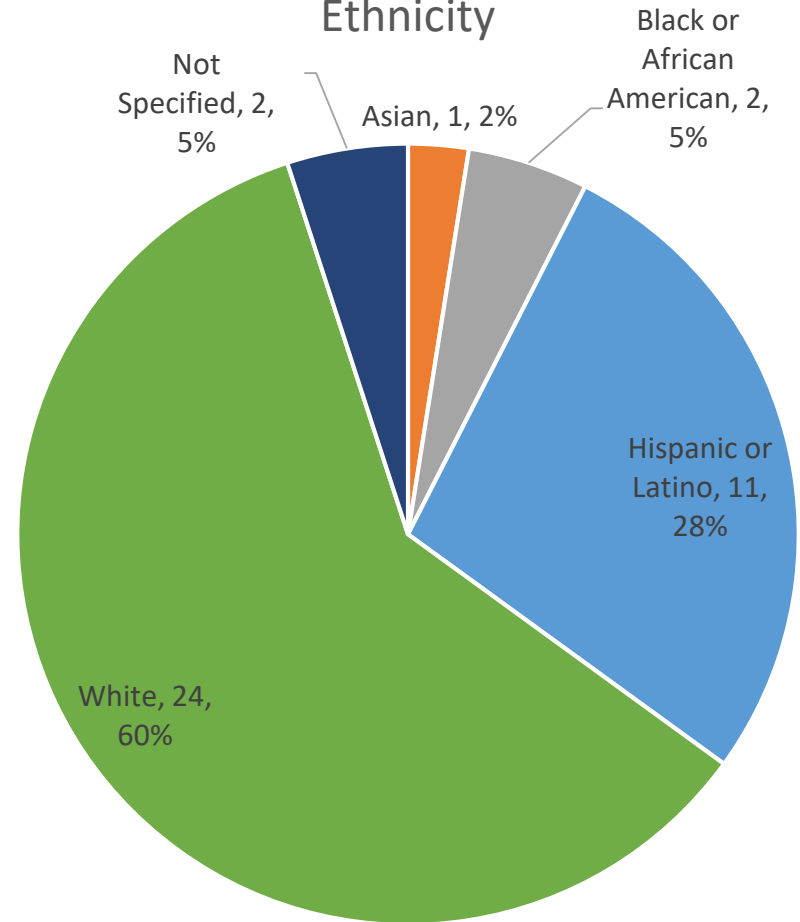


Lieutenants

Gender



Ethnicity

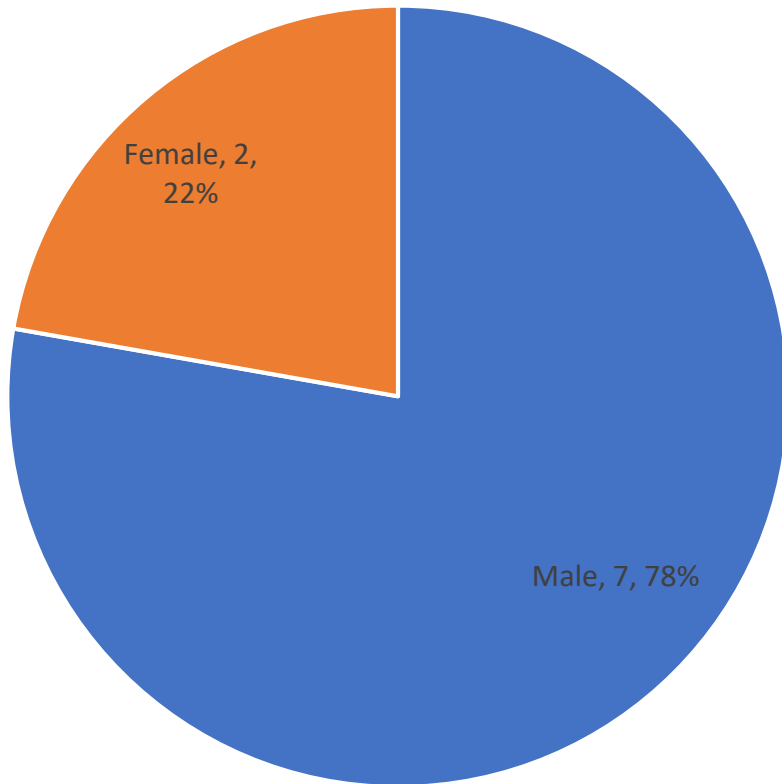


As of 12/2020

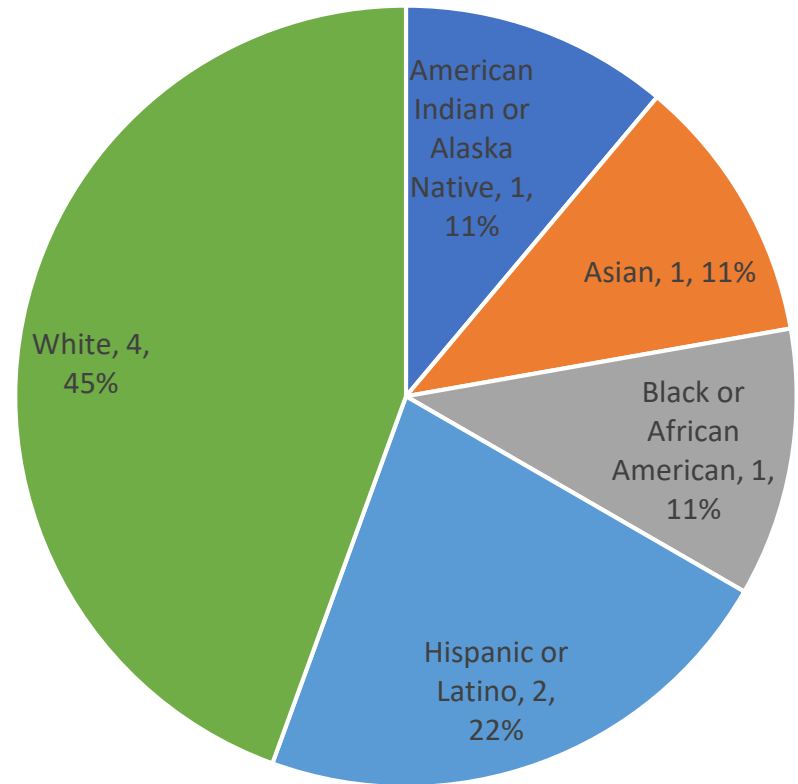


Captains

Gender



Ethnicity

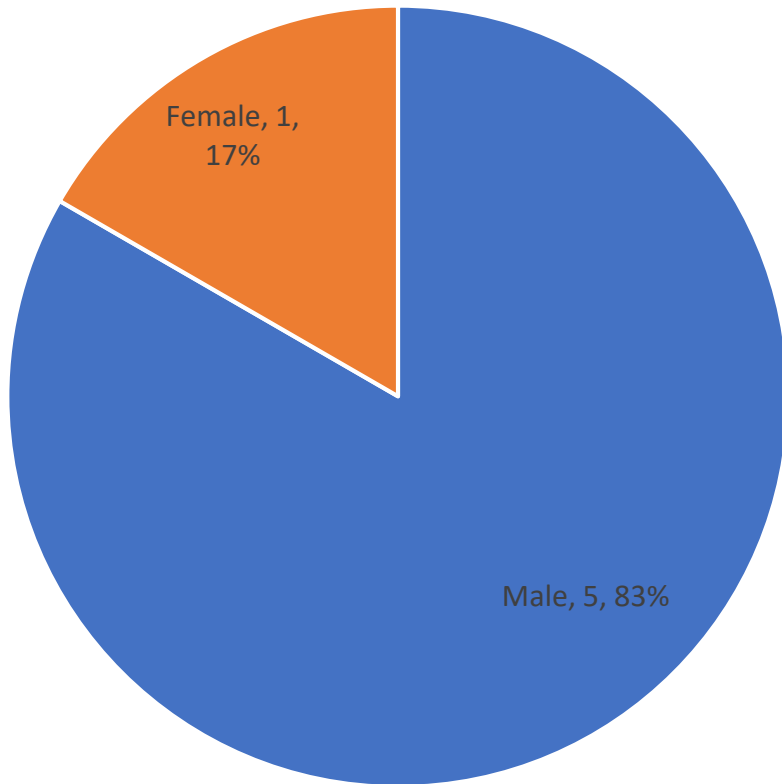


As of 12/2020

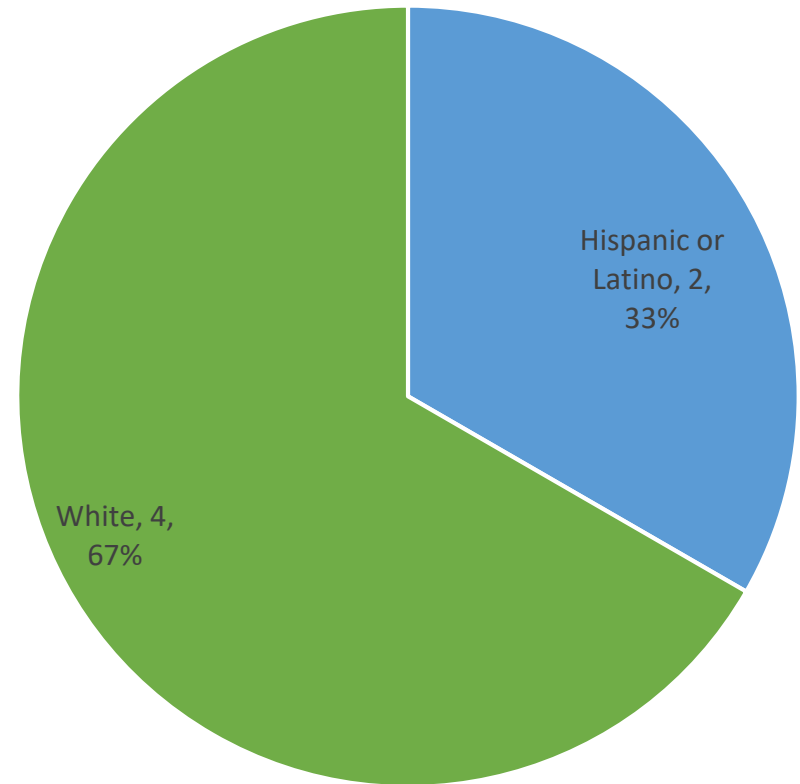


Chief, Assistant Chief, and Deputy Chiefs

Gender



Ethnicity



As of 12/2020



Other Matters of Interest: Mobile Crisis Response Team





Mobile Crisis Response Team (MCRT)

- **Pilot Program:** 1 Sergeant + 2 Officers, 2 days per week, 11:00 am – 7:00 pm
- **Future Plan:** 2 Sergeants + 8 Officers, everyday, 8:00 am – 6:00 pm
- **Current Staff:** Sergeant Mike Porter (permanent) & Officer James Cerniglia (temporary assignment)



Questions?

