

Vision Zero Update

John Ristow

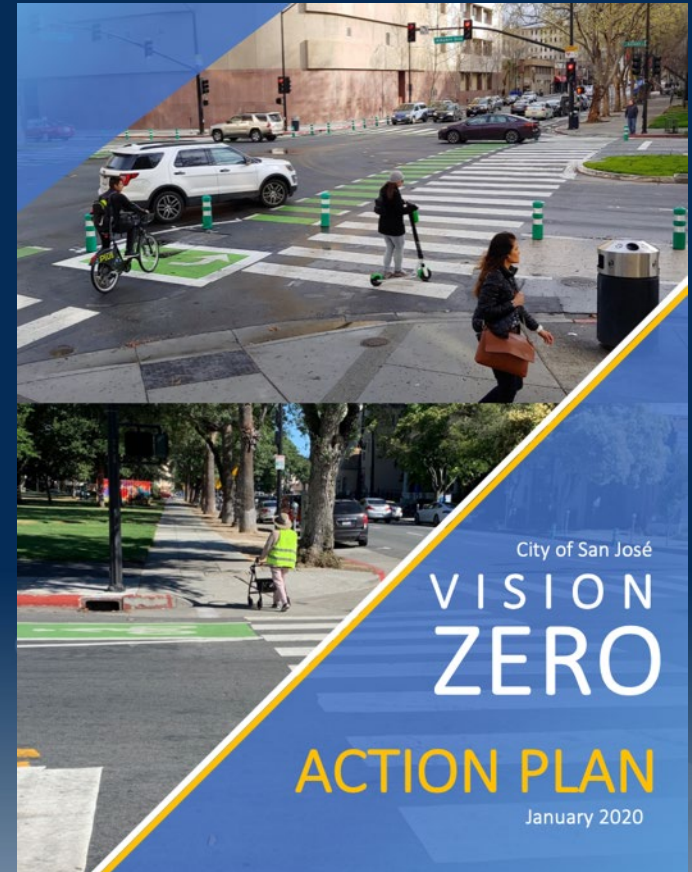
Director, Department of Transportation

Jesse Mintz-Roth, AICP

Vision Zero Program Manager

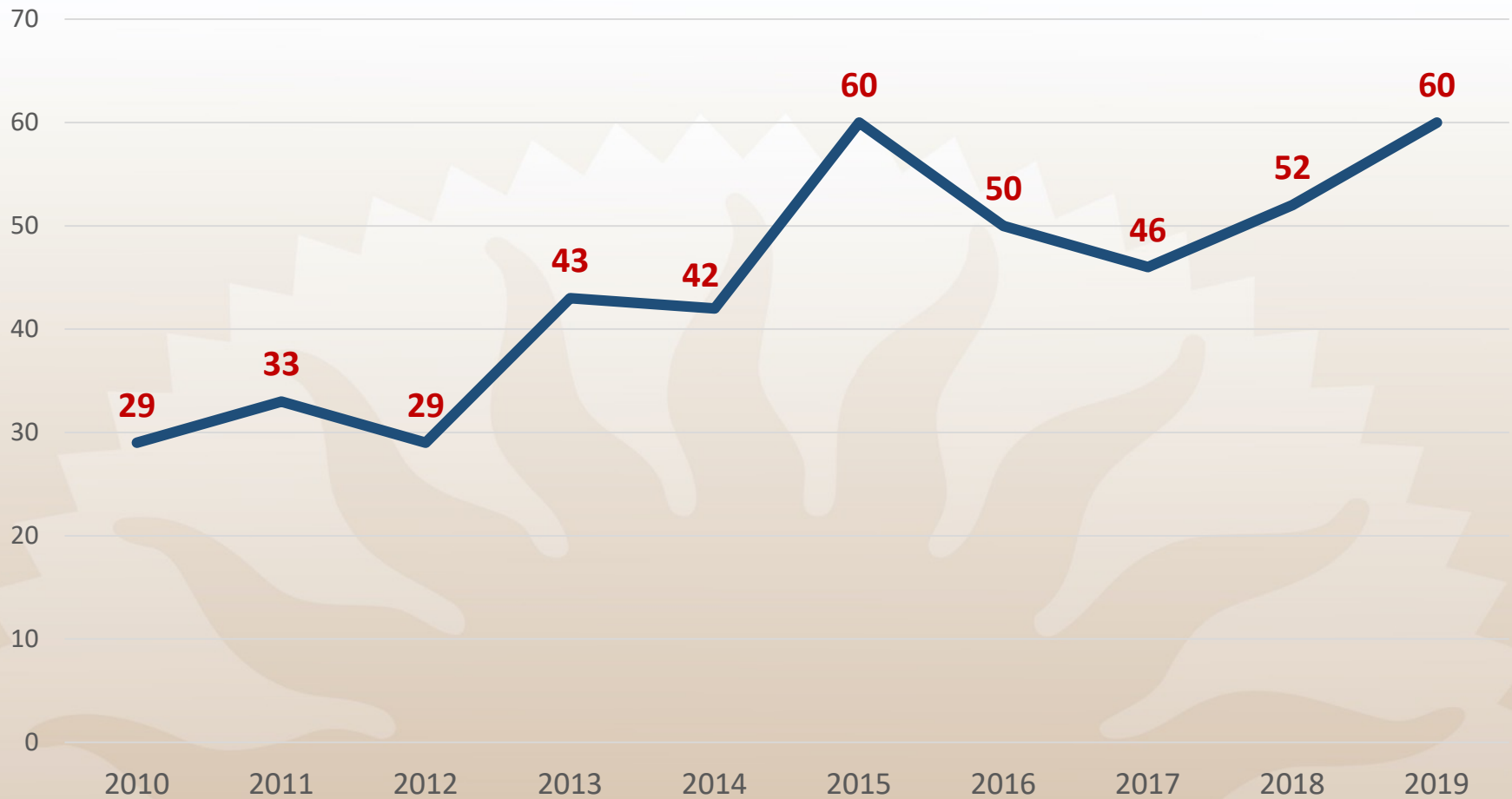
David Anaya

Lieutenant, San José Police Department



Traffic Fatalities: Last 10 years

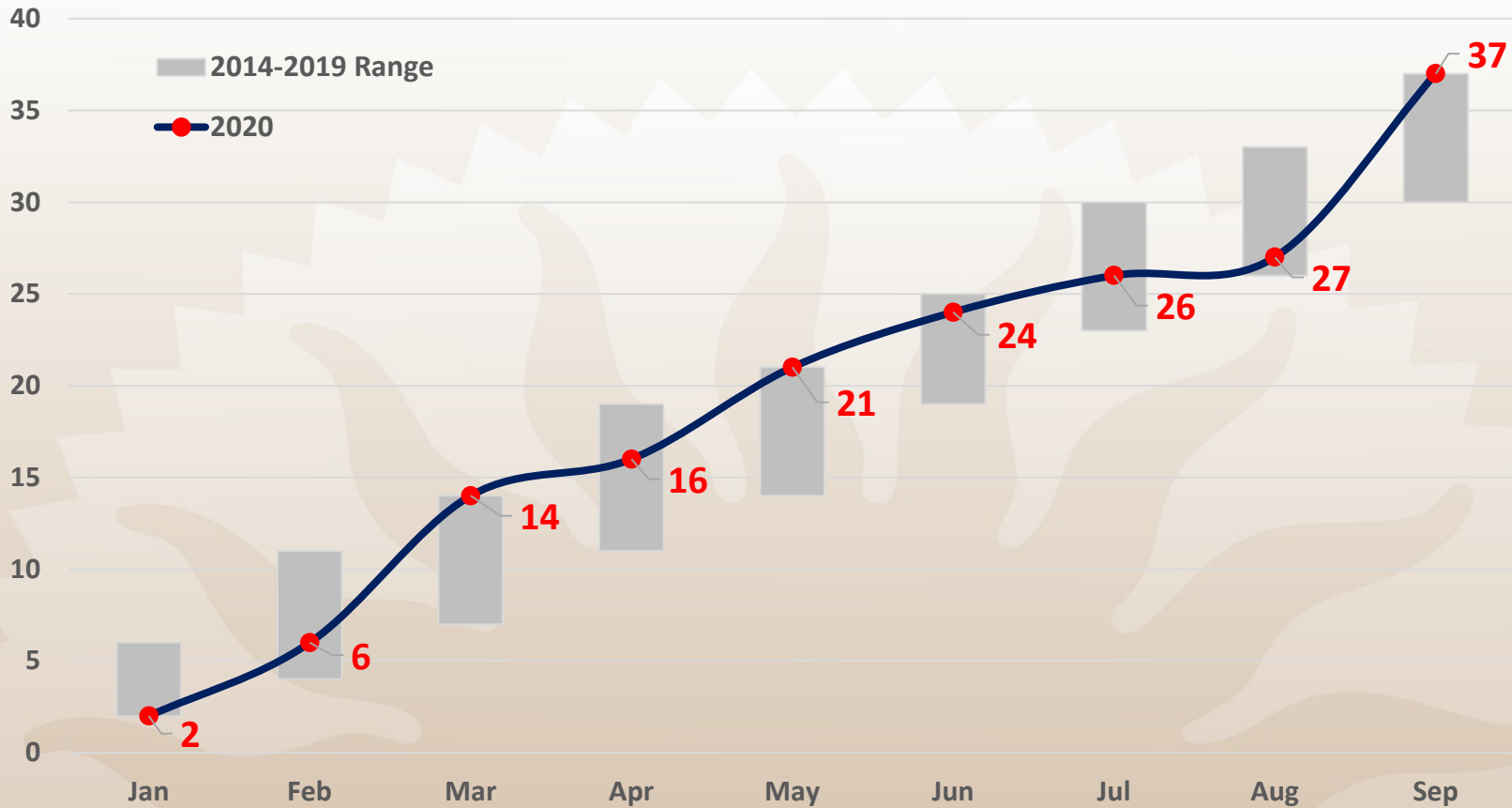
Doubled, 2010-2019



2020 Traffic Fatalities: by month

1/1 – 9/30/20: In high range despite low traffic

Fatalities by Month



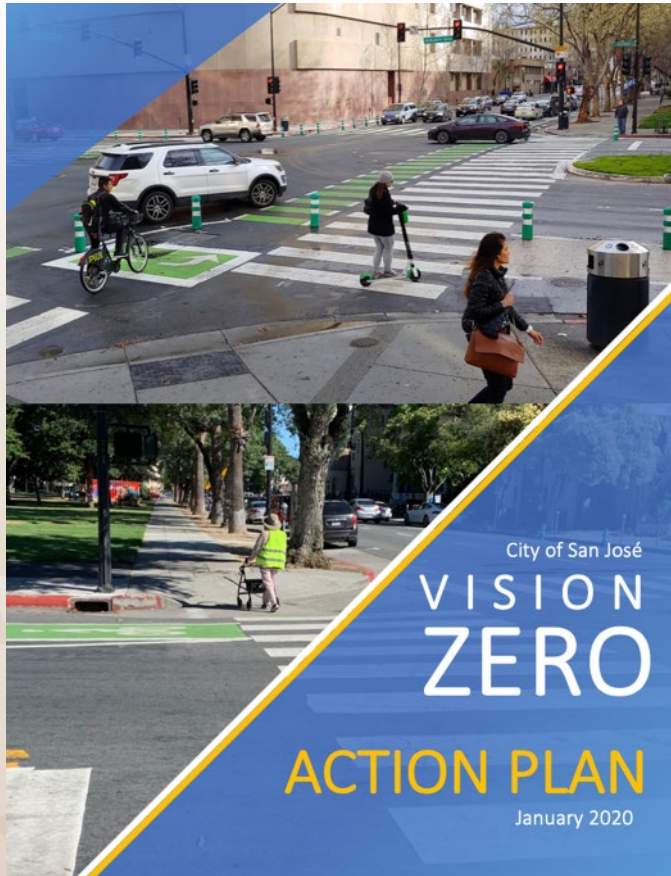
2020 Traffic Fatalities

1/1 – 9/30/20: Higher than usual trends

- 54% (20 of 37) on Vision Zero Priority Safety Corridors
- 46% (17 of 37) involve speeding
- 24% (9 of 37) involve a solo male driver
- 2 bike-on-bike fatalities at Guadalupe River Trail underpasses

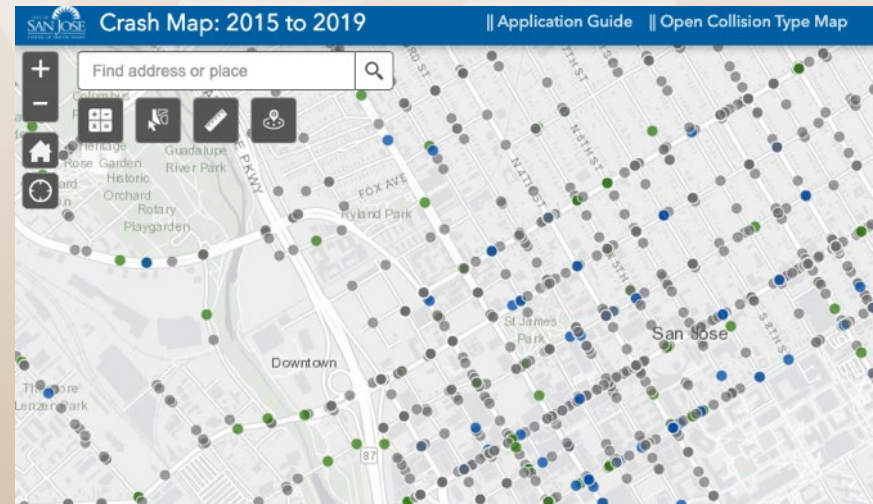
2020 Vision Zero Action Plan

Progress on 6 Priority Action Areas



1. Build Robust Data Analytics Tools
2. Form a Vision Zero Task Force
3. Increase Traffic Enforcement
4. Increase Community Outreach and Engagement
5. Implement Quick Build data-driven safety improvements
6. Prioritize resources on high KSI-corridors and districts

STiR RFP for data analysis platform



2. Form Vision Zero Task Force

Vision Zero Task Force held first meeting on 9/25/20

17 members

- Chair Peralez, Vice Chair Foley
- 12 decisionmakers from City and County
- 3 local advocates (California Walks, SVBC, AARP)

Govt staff level Task Force Working Groups began 9/11/20

- Data
- Outreach

Next Task Force meeting: 12/10/20, Theme: Outreach

3. Increase Traffic Enforcement

Priority Safety Corridor focus (FY19-20)

- 80-90% of enforcement time
- 7,928 citations

On-street bike lanes Bicycle network (Mar '19 - Mar '20)

- 284 citations for motorists driving in bike lanes

During pandemic - 2,500+ warnings (Mar – Sept '20)

Staffing Plan: Benchmarking in Progress

- 13 Traffic Enforcement - 1 Lieutenant, 1 Sergeant, 11 officers
- 3 Special Events - 1 Sergeant and 2 officers

4. Increase Community Outreach



4. Increase Community Outreach

Pivoting outreach strategies during the pandemic

Outreach to Adults and Older Adults

Walk 'n' Roll (Measure B Education & Encouragement) K-12

- Train the Trainer (teacher training)
- Remote Learning (presentations, on-demand videos, monthly activities and challenges)

5. Quick-Build Safety Projects



Left Turn Calming
Pedestrian Head Start


3 intersections in the Guadalupe Washington neighborhood:

- Willow St & S Almaden Ave
- Vine St & W Virginia St
- Martha/Oak Sts & S 1st St

\$40k, completed Sept 2020

Funding: D3 Traffic Safety

5. Quick-Build Safety Projects



Public feedback after project

- Zoom feedback with neighborhood groups before and after
- 37 on-site interviews with pedestrians and cyclists (10/13 – 10/18/20)
- Feedback from Washington Elementary School principal (10/14/20)

5. Quick-Build Safety Projects

Phelan Ave and Roberts Ave, Yerba Buena HS



Crosswalk and Refuge Island
Narrowed roadway

\$20k, completed Oct 2020
Funding: D7 Traffic Safety



5. Quick-Build Safety Projects

Scheduled VZ projects - anticipated completion by June 2021

- Senter Rd (Tully Rd to Monterey Rd) (D7/2)
- Fruitdale Ave (Bascom Ave to Southwest Expy) (D6)
- Story Rd and Jackson Ave - Intersection Improvement Concepts (D5)
- Guadalupe River Trail – Cycling Safety (2 underpasses) (D3/4)
- Silver Creek Rd and Daniel Maloney Dr (D7/8)



5. Quick-Build Safety Projects

Grants recently awarded / for Quick Build implementation

- \$230k Transportation Fund for Clean Air: Hillsdale Ave (D9)
- \$622k Active Transportation Program Quick Build (new fund): Edenvale Elementary and Sylvandale Middle School (D2/7)

Vision Zero Update

Summary

- **2020 fatalities trending high**
- **Progress on data analytics and outreach**
- **Quick Build projects, positive feedback**

Vision Zero Update

John Ristow

Director, Department of Transportation

Jesse Mintz-Roth, AICP

Vision Zero Program Manager

David Anaya

Lieutenant, San José Police Department

