

**Public Safety, Finance, and
Strategic Support Committee**

**San José Police Department
Operations & Performance
Bi-Monthly Status Report**

**February 20, 2020
Item: (d)1**



Bi-Monthly Status Report Operations and Performance

- 1. Citywide Crime Statistics**
- 2. Sexual Assault Strategy Update**
 - **Five Year Trends**
 - **Work Item Updates**
- 3. Other Matters of Interest**
 - **Prostitution Update**
- 4. Questions**



Citywide Crime Statistics



Reported Part I - UCR Crime Statistics

VIOLENT OFFENSES	2018 Jan-Dec	2019 Jan-Dec	% Change
Homicide	28	34	21.4%
Rape	615	671	9.1%
Robbery	1,593	1,339	-15.9%
Aggravated Assault	2,208	2,517	14.0%
Total Violent Crimes	4,444	4,561	2.6%

5 yr. Average
34
537
1,332
2,193

PROPERTY OFFENSES	2018 Jan-Dec	2019 Jan-Dec	% Change
Burglary	4,539	4,114	-9.4%
Larceny	13,510	14,924	10.5%
Vehicle Theft	7,704	6,126	-20.5%
Total Property Crimes	25,753	25,164	-2.3%

5 yr. Average
4,347
13,537
7,320

GRAND TOTAL	30,197	29,725	-1.6%
--------------------	---------------	---------------	--------------

Note: Changes to small number-sets result in large percentages



Sexual Assault Strategy Update



UCR “Rape” Offenses

Year End Five Year History

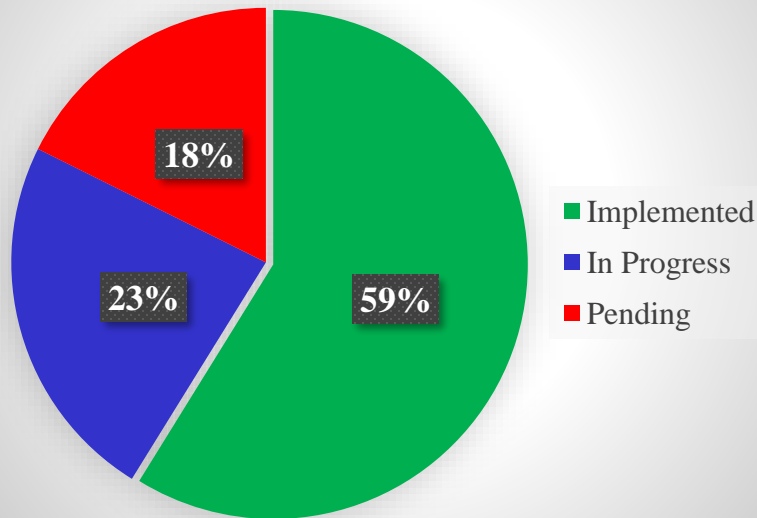
UCR - Rape	2015 Jan-Dec	2016 Jan-Dec	2017 Jan-Dec	2018 Jan-Dec	2019 Jan-Dec
Attempted Sex Assault	62	87	106	112	94
Rape	212	242	289	352	425
Rape (Spouse)	8	9	13	17	9
Sodomy	21	14	36	47	51
Oral Copulation	21	33	39	48	47
Foreign Object	28	43	53	46	56
Rape (Domestic)	20	24	29	6	15
Attempted Sex Assault (Domestic)	3	4	2	1	4
TOTALS	375	456	567	629	701

THIS REPORT IS HIERARCHY BASED. CRIME TOTALS REFLECT ONE OFFENSE (THE MOST SEVERE) PER INCIDENT.
 These statistics are sourced from the San José Police Department's records management system. They are **not** used to report to the FBI's Uniform Crime Reporting (UCR) Program and therefore should not be compared to the UCR submitted statistics. This report is run by the dates the crimes are reported and statistics may be subject to change due to the reclassification or unfounding of crimes.

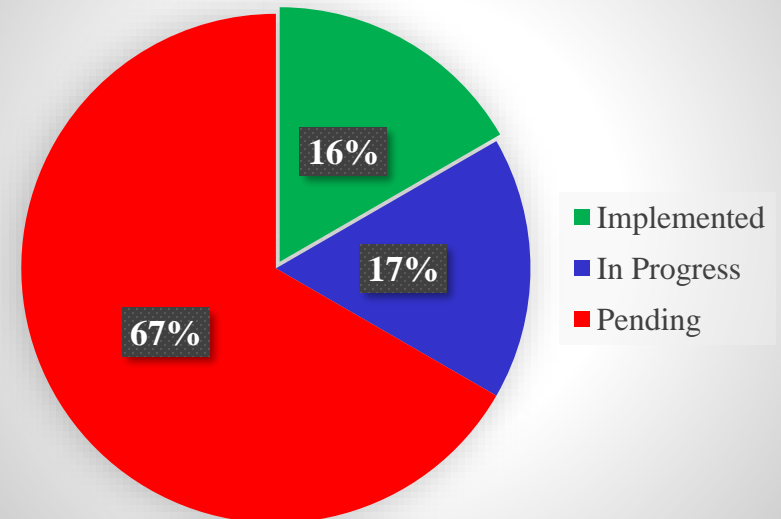


Sex Assault Strategy Work Items Implementation Status

SJPD Items



County Wide Items



San Jose Sex Assault Work Items

Work Items	Status
2019 PSFSS Presentation	Implemented
2019 Special Meeting	Implemented
DV Lethality Assessment	Implemented
Sex Assault-DV Intersectionality Assessment Tool	Implemented
DV High Risk Response Team	Implemented
Report John Project	Implemented
UTSA Strategy Study	Implemented
Dissect Clearance Code-K	Implemented
Vigilant Parent Training	Implemented

Work Items	Status
Trauma Informed Approach Training for Detectives	Implemented
Trauma Informed Approach Training for all Officers	In Progress
School Intervention Training	In Progress
Increase Number of S.A. Detectives	In Progress
Bi-sect the Sexual Assault Unit	In Progress
Sub-Standard Housing Study	Pending
Study Clearance Code-K	Pending
Cultural Responsiveness & Competency in Clearance Code-K	Pending



Countywide Sex Assault Work Items

Countywide Work Items	Status
Formalize an S.A. Workgroup	Implemented
Child Advocacy Center	In Progress
Follow-up Joint PSFSS & SCCBOS Children Seniors & Families Meeting	Pending
Ethnic Based Agency Buildout	Pending
Ethnic Based Agency Workgroup	Pending
Strangulation Evidence Collection	Pending



Recent Work Items of Note

- Formalized SART Committee:
 - SART Task Force addressing processes across all of the agencies involved with Sexual Assault (LE's, DA, SART, Crime Lab and CBO's)
 - First report to County Council was on January 9th
 - Follow-up will be March 12th
- Dissection of Internal Status Clearance Code-K on 1/1/20:
 - **G** is for lack of victim cooperation
 - **H** is used when the victim requests closure
 - **K** is designated only for genuine “Lack of Investigative Resources”
- Vigilant Parent Training:
 - Weekly classes occurring through May
- Domestic Violence / Sex Assault Intersection Tool
- Trauma Informed Training for Detectives began in February

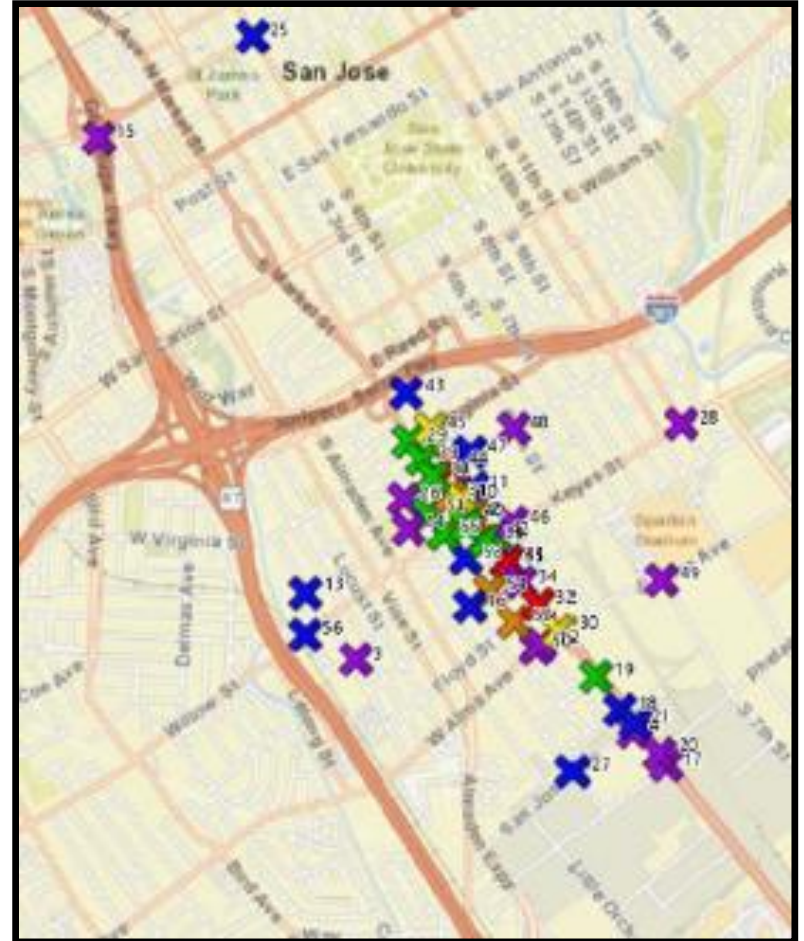


Other Matters of Interest: Prostitution



Street Level Prostitution

SJPD street level enforcement focuses on the 1st Street & Monterey Hwy corridor where the majority of street prostitution has occurred over the last three decades.



Effects on the Community

- Associated Criminal Activity
- Associated Refuse
- Solicitation of Passersby
- Exposure to Neighborhood Youth
- Challenges to Family Stability



Previous Presentation to PSFSS

- Last Presentation to the Committee was in Nov 2018
- Three Significant Outcomes of the Presentation Were:
 - Residents asked for increased enforcement
 - Committee asked for uniform data date ranges
 - Committee challenged SJPd to increase arrests of prostitution buyers – “Johns”



The 2019 General Strategy

CONTINUED

- Prostitution Enforcement Teams
- Providing Resource Information
- Open Invitation to CBO's

ADDED

- Report John
 - 3 Tips Per Week
- Increased Prostitution Enforcement Teams
 - Mid 2019
- Instituted “John” Decoys
 - Late 2019



Current Conditions

Departmental Efforts Have Suppressed Prostitution Activity in the Area.

- Resident Observations
 - Speakers at the most recent Washington-Guadalupe Neighborhood Association meeting noted that activity has been reduced
- Departmental Observations
 - Officers on enforcement teams have observed fewer prostitutes working in the target areas
 - Lower arrest rates correlate with the decreases in observed activity



Arrest Trends – Street Level Prostitution

ARRESTS	2017	2018	2019
Women Arrested -Prostitution	26	71	34
Men Arrested - Prostitution	33	79	111
Women Arrested - Loitering	329	439	325
Men Arrested - Loitering	24	91	23
Pimping Arrests	14	18	4
TOTALS	426	698	497

- Note:**
- 1. These figures do not include prostitution arrests associated to Human Trafficking or Massage Parlors.**
 - 2. Although this is Citywide data, most offenses were on the First Street/Monterey Hwy Corridor.**



Street Level Enforcement Patterns

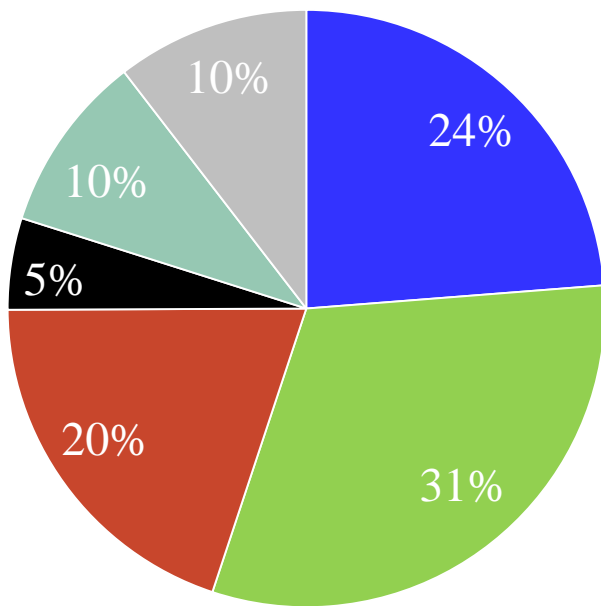
Operation Type	2017	2018	2019
Prostitution Enforcement Teams	1 per week (typically)	3-4 per week (typically)	4-5 per week (typically)
John Decoy Operations	0	0	2 per month (Sep-Dec)

Note: As enforcement efforts increased, the Department observed a decrease in illicit activities and a corresponding decrease in arrest numbers.

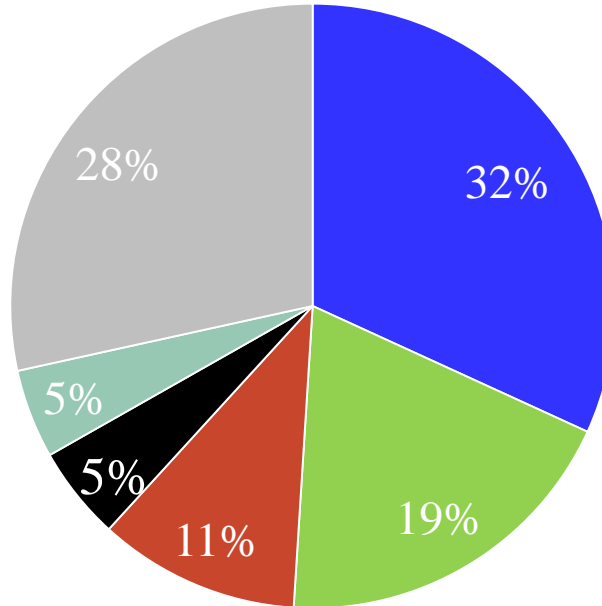


Arrestee Data - County of Residence

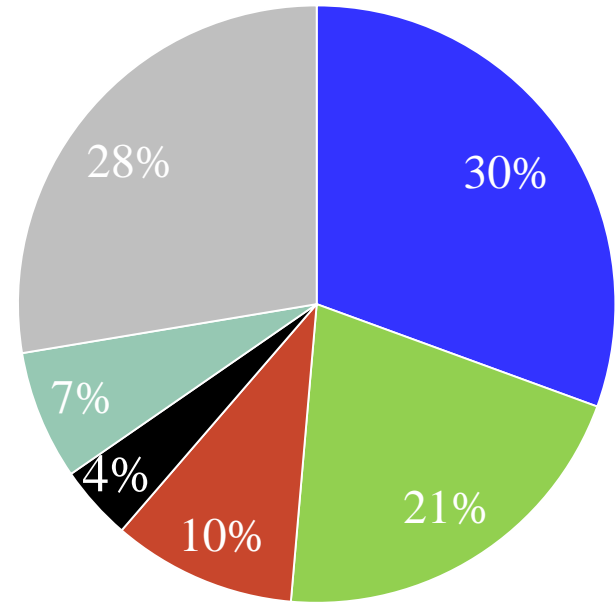
■ Santa Clara ■ Alameda ■ Sacramento ■ Contra Costa ■ San Joaquin ■ Other



2017



2018



2019



California Law Changes in 2020

For 2020 the California Legislature Enacted a Number of Decriminalization Statutes Which Will Inform SJPD's Enforcement Going Forward

- Penal Code 647(k)
 - Eliminates the 30 day Driver's License Suspension for a Prostitution Conviction
- Penal Code 647.3
 - Prohibits a Prostitution Arrest if the Violator was the Victim of Serious Crime during the Sex Transaction
 - Possession of Condoms May No Longer be Considered as a Factor Justifying a Prostitution Arrest



Take Aways

- SJPDP Continues to Offer/Provide Assistance to Sex Workers
- SJPDP Has Increased Enforcement (Particularly Against Sex Buyers)
- Officers and Residents Have Observed a Decrease in Prostitution Activity
- Arrest Rates Support Those Observations
- SJPDP Will Press to Retain our Advantage



Questions?

