

**Public Safety, Finance, and
Strategic Support Committee**

**San José Police Department
Operations & Performance
Bi-Monthly Status Report**

**November 21, 2019
Item: (d)1**



Bi-Monthly Status Report Operations and Performance

- 1. Citywide Crime Statistics**
- 2. Crime Trends**
 - **Update on Lewd & Lascivious Statistics**
- 3. Emerging Issues**
 - **Reducing Elicit Firearms Possession**
- 4. Other Matters of Interest**
 - **Sexual Assault Strategy Reporting – Future Plans**
- 5. Questions**



Citywide Crime Statistics



Reported Part I - UCR Crime Statistics

January to September

VIOLENT OFFENSES	2018	2019	% Change
Homicide	22	26	18.2%
Rape	439	487	10.9%
Robbery	1,188	999	-15.9%
Aggravated Assault	1,694	1,938	14.4%
Total Violent Crimes	3,343	3,450	3.2%

5 yr. Average
26
400
987
1687

PROPERTY OFFENSES	2018	2019	% Change
Burglary	3,369	3,016	-10.5%
Larceny	9,902	10,992	10.3%
Vehicle Theft	6,083	4,674	-23.2%
Total Property Crimes	19,354	18,612	-3.8%

5 yr. Average
3217
9971
5477

GRAND TOTAL	22,697	22,062	-2.8%
-------------	--------	--------	-------

Note: Changes to small number-sets result in large percentages



Update on Lewd and Lascivious Statistics



SUSPECT DEMOGRAPHICS: FOLLOW-UP

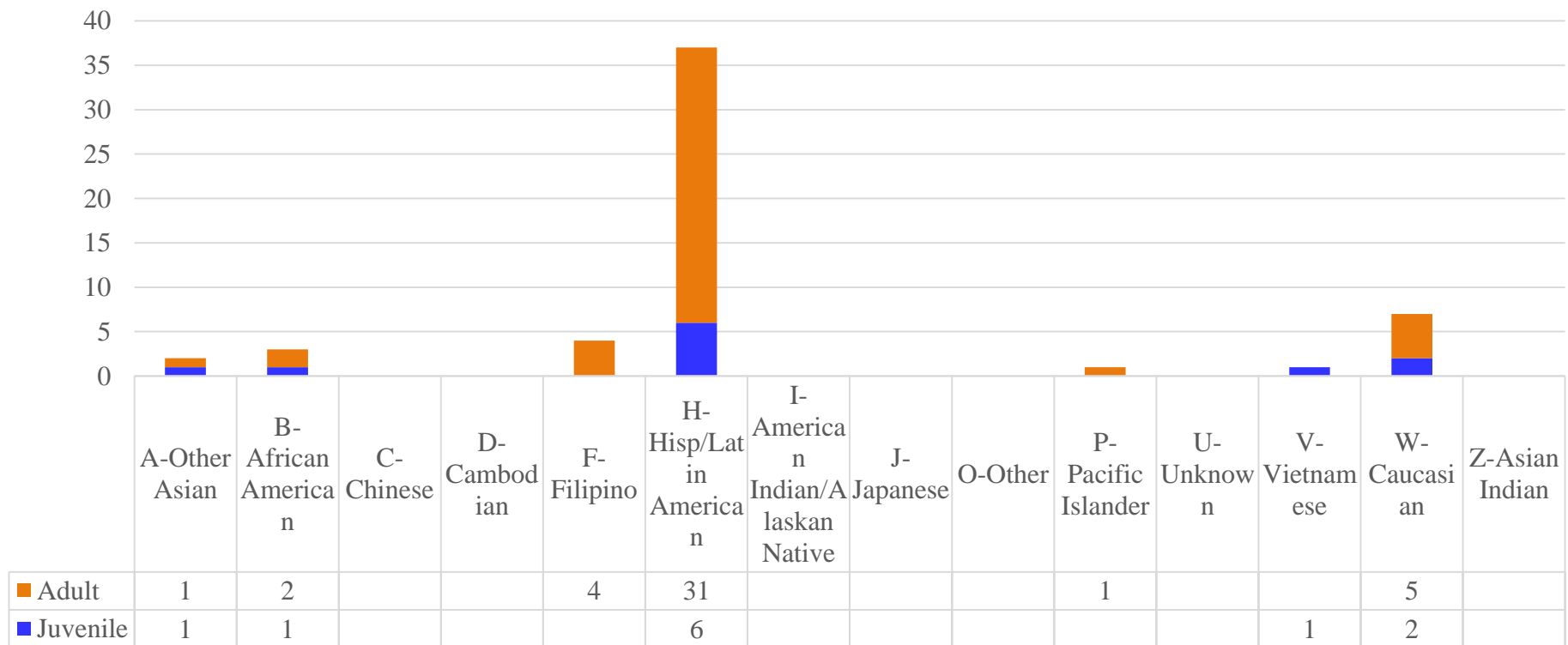
At the Special Council Meeting on 11/12/19 the Department showed statistics on ARRESTEE demographics of race & juvenile vs. adult.

The Council requested follow-up data showing SUSPECT data on race & juvenile vs. adult.



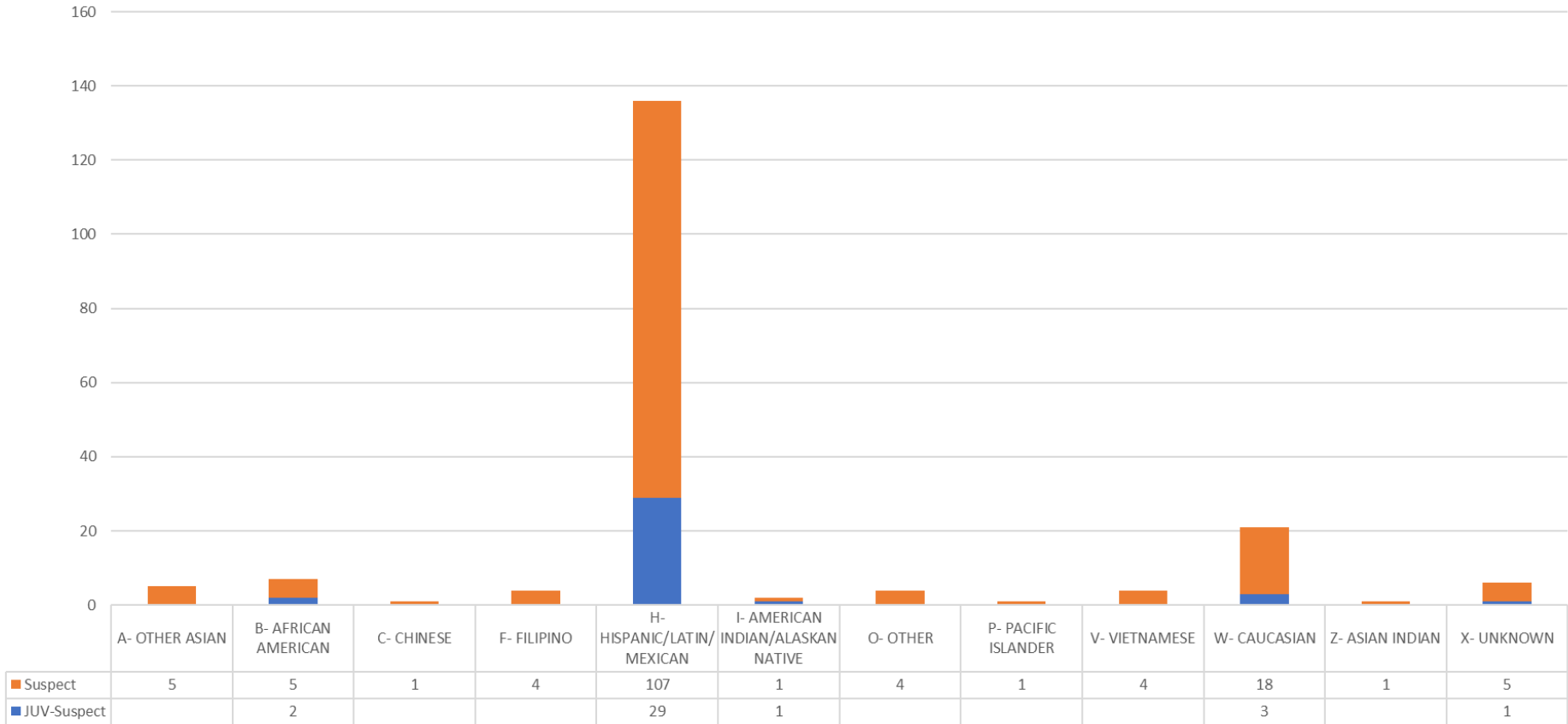
ARREST DEMOGRAPHICS: RACE AND ROLE 288A L&L W/ UNDER 14 YRS

288A L&L W/Under 14 YRS: RACE & ROLE
TIME PERIOD 01/01/2019-09/30/2019



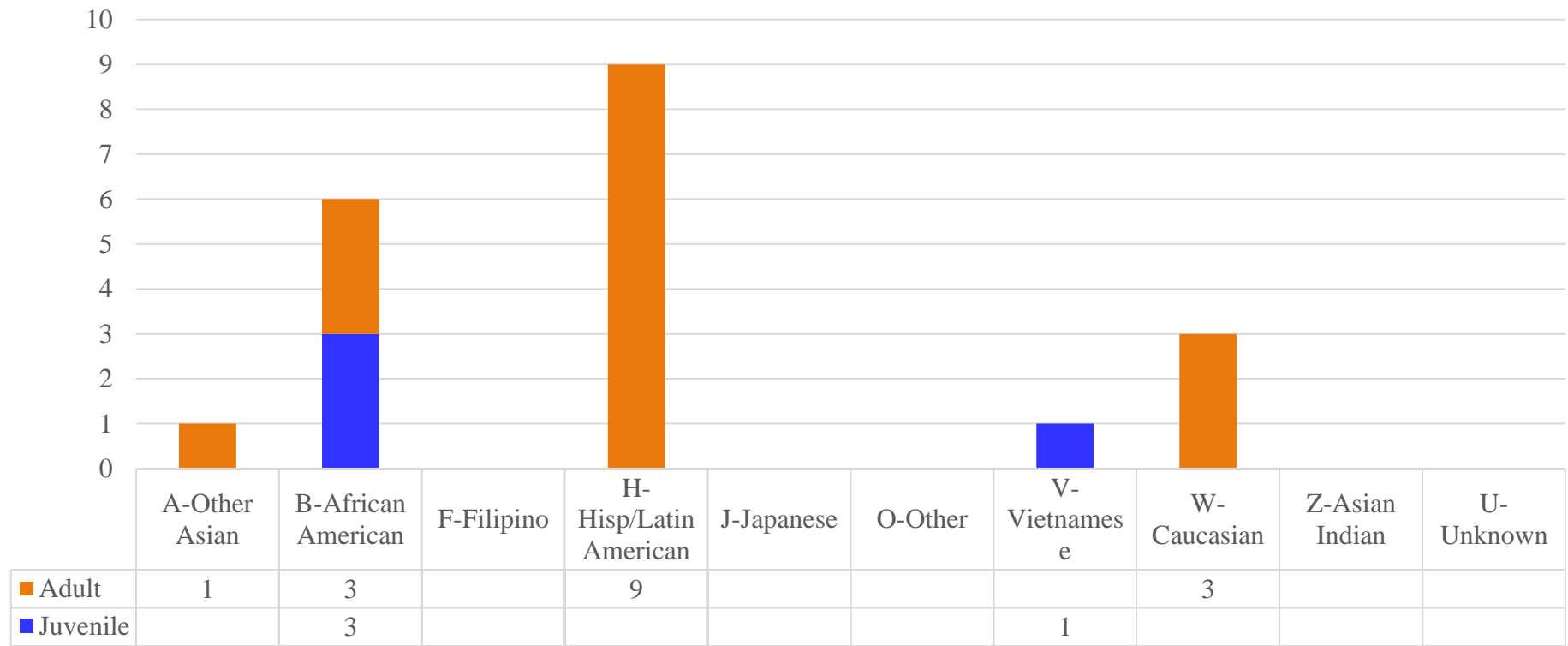
SUSPECT DEMOGRAPHICS: RACE AND ROLE 288A L&L W/ UNDER 14 YRS

288A L&L W/ UNDER 14 YRS: RACE AND ROLE
TIME PERIOD: 01/01/2019 - 09/30/2019



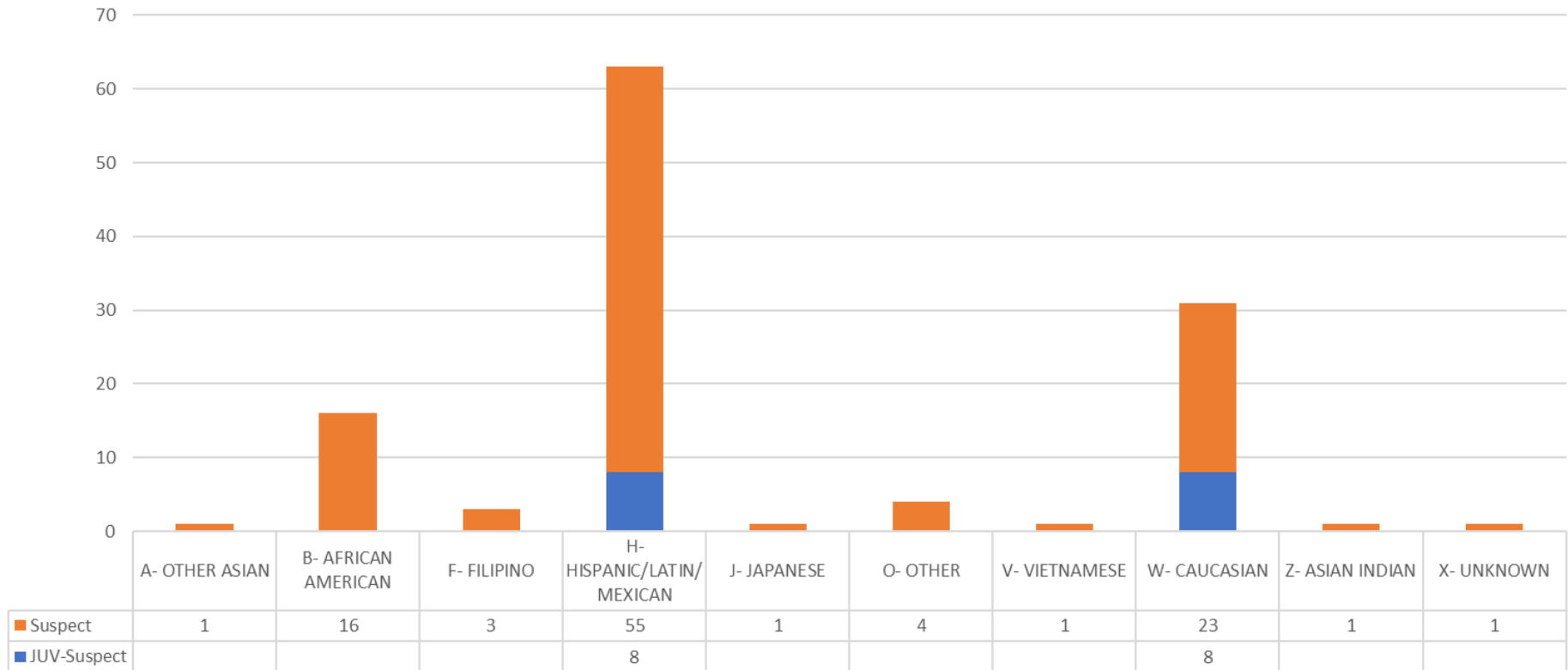
ARREST DEMOGRAPHICS: RACE AND ROLE 261 PC RAPE

261 PC: RACE & ROLE
TIME PERIOD 01/01/2019-09/30/2019



SUSPECT DEMOGRAPHICS: RACE AND ROLE 261 PC RAPE

261PC RAPE: RACE AND ROLE
TIME PERIOD: 01/01/2019 - 09/30/2019



Reducing Illicit Firearms Possession



Reducing Illicit Firearms Possession

To reduce gun violence in our city, the Department is proactively looking for violations of firearms possession laws by persons who are prohibited from possessing firearms.

The MERGE Unit works this caseload when not obligated by training or tactical operations.

The initial protocol was not productive but recent innovations have yielded better results for less effort.



Reducing Illicit Firearms Possession

Armed Prohibited Persons (APPS) List Checks

- Based on DOJ APPS information
- 25 Cases in 5 months
- Netted zero arrests or firearms

Priority Gun Offender

- Contacts based on known firearm offenders who are currently wanted
- 2 cases in 2 months
- 2 arrests and 3 firearms recovered
- Plus other charges



Sexual Assault Strategy Reporting – Future Plans



Bi-Monthly Sexual Assault Reporting

- The Council received an in depth report on Sexual Assault strategy at the Special Meeting on November 12, 2019.
- The available data has not changed as of today.
- Going forward the Department will provide the following as part of every bi-monthly report:
 - ☐ Sex Assault statistics year-to-date
 - ☐ Sexual assault strategy work item updates
 - ☐ Countywide workgroup item updates, as available



Questions?

