



# BUILDING HOMES, CHANGING LIVES

## 2016 Affordable Housing Bond Progress

In November of 2016, Santa Clara County voters approved a \$950 million Affordable Housing Bond. It is projected that the Housing Bond will fund 120 new affordable housing developments over ten years, including 4,800 new units dedicated to Extremely Low-Income and Very Low-Income households. In addition, the County will establish rental and ownership opportunities for Moderate Income households.



Villas on the Park

### YEAR 2 IMPLEMENTATION

**\$234,180,000**

IN MULTI-FAMILY HOUSING  
DEVELOPMENT APPROVED

**6 CITIES**

**1,437** NEW  
APARTMENTS

**484** UNITS RENOVATED

**19** HOUSING  
DEVELOPMENTS

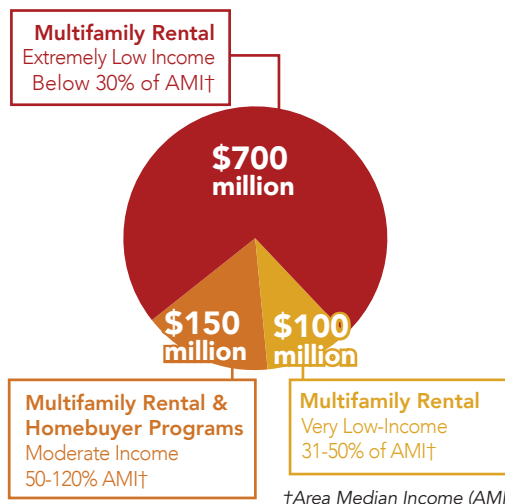
**\$25 MILLION**

FIRST-TIME HOMEBUYER PROGRAM

\*As of December 18, 2018

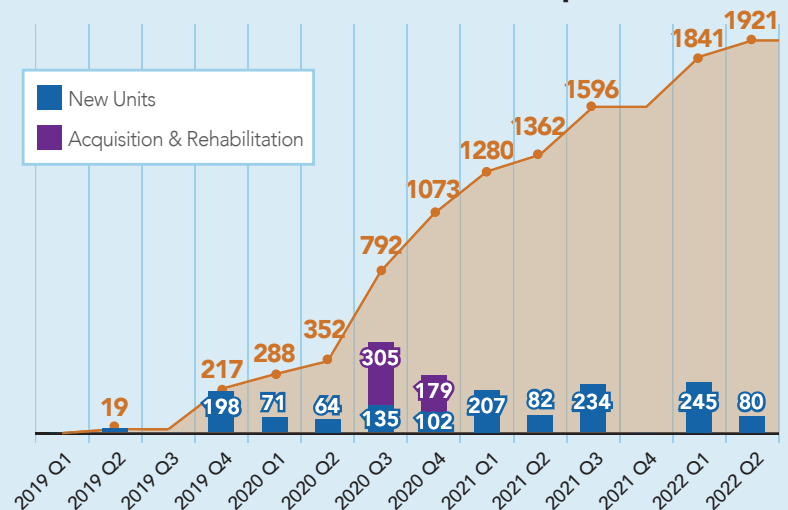
The Housing Bond provides the means for the County to give our community's poorest and most vulnerable residents a fresh start. Many of our veterans, teachers, nurses, single parents, senior citizens, the disabled, foster youth, victims of abuse, chronically homeless, and individuals suffering from mental health or substance abuse illnesses are in need of innovative and effective housing solutions.

### Funding Allocations for Voter Approved 2016 Measure A Housing Bond Total of \$950 million



[www.supportivehousingccc.org/housingbond](http://www.supportivehousingccc.org/housingbond)

### When Will These Homes Open?\*



Details of the developments that make up this timeline can be found on the next page.

\*Apartment openings are based on projected construction timelines, which are subject to change.

# THE SOLUTION TO HOMELESSNESS IS MORE AFFORDABLE HOUSING

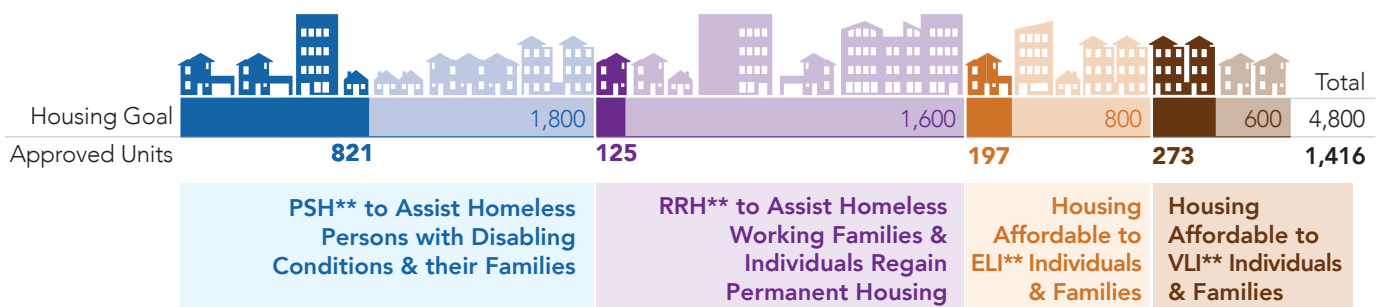
The County's Office of Supportive Housing is leading efforts to increase the supply of housing by funding and spurring the development of housing for low-income households with a prioritization for the poorest and most vulnerable residents who are disproportionately impacted by the lack of affordable housing.

	HOUSING DEVELOPMENTS	CITY	PROJECTED OCCUPANCY DATE*	SUPERVISORIAL DISTRICT	TOTAL # UNITS	SUPPORTIVE HOUSING	COUNTY DEVELOPMENT FUNDING
NEW UNITS							
2019	The Veranda	Cupertino	May 2019	5	19	6	\$1,000,000
	Crossings on Monterey	Morgan Hill	Dec 2019	1	39	20	\$5,800,000
	Gateway Senior Apartments	Gilroy	Dec 2019	2	75	37	\$7,500,000
	Villas on the Park	San Jose	Dec 2019	2	84	83	\$7,200,000
2020	Quetzal Gardens	San Jose	Apr 2020	2	71	24	\$9,830,000
	Leigh Avenue Senior Apts.	San Jose	Feb 2020	4	64	63	\$13,500,000
	North San Pedro Apartments	San Jose	July 2020	2	135	109	\$7,200,000
	Sango Court Apartments	Milpitas	Sep 2020	3	102	40	\$16,000,000
2021	Corvin Apartments	Santa Clara	Jan 2021	4	146	80	\$29,000,000
	Evans Lane Community Village	San Jose	Feb 2021	2	61	30	\$12,000,000
	Page Street Apartments	San Jose	May 2021	4	82	27	\$14,000,000
	Blossom Hill Development	San Jose	Sep 2021	1	147	49	\$19,100,000
2022	Alum Rock Family Housing	San Jose	Aug 2021	2	87	43	\$15,650,000
	Agrihood Sr. Apts.	Santa Clara	Jan 2022	4	165	54	\$23,550,000
	West San Carlos Housing	San Jose	Jan 2022	4	80	40	\$9,300,000
	Roosevelt Park	San Jose	Apr 2022	2	80	40	\$14,400,000
NEW UNITS TOTAL:					1,437	745	\$205,030,000
RENOVATED UNITS							
2020	Markham I	San Jose	Sep 2020	2	153	40	\$7,000,000
	Markham II	San Jose	Sep 2020	2	152	50	\$7,200,000
	Curtner Studios	San Jose	Dec 2020	2	179	111	\$14,950,000
RENOVATED UNITS TOTAL:					484	201	\$29,150,000
TOTAL UNITS:					1,921	946	\$234,180,000

To see a map of supportive housing developments in Santa Clara County, please visit [www.supportivehousingccc.org/map](http://www.supportivehousingccc.org/map).

\*As of December 2018. Apartment openings are based on projected construction timelines, which are subject to change.

## 2016 Measure A Production Goals & Progress



\*\*PSH (Permanent Supportive Housing), RRH (Rapid Rehousing), ELI (Extremely Low Income), VLI (Very Low Income)



# COMMUNITY PLAN TO END HOMELESSNESS IN SANTA CLARA COUNTY 2015-2020

## MAY 2019 PROGRESS REPORT\*

### 1

#### DISRUPT SYSTEMS

Disrupt and transform existing homeless response systems



# 92%

of People in Permanent Supportive Housing  
Remained Stably Housed  
for at Least 12 Months\*\*

Total  
Permanently  
Housed

**TOTAL 6,937**

**2015**



**1,212**

**2016**



**1,883**

**2017**



**2,059**

**2018**



**1,783**

### 2

#### BUILD THE SOLUTION

New housing  
opportunities

#### New Housing Opportunities: Units and Rental Subsidies



### 3

#### SERVE THE PERSON

Deploy the new solutions  
with a client-centered  
approach to meet each  
individual's needs

**1379**  
Veterans Housed

#### Homelessness Prevention System

We have helped **693** Families & Individuals  
at Imminent Risk of Homelessness

**97%** Remained Stably Housed  
While Receiving Prevention Assistance



DESTINATION: HOME

For more information visit: [DestinationHomeSV.org](http://DestinationHomeSV.org)

\*Housing data as of December 31, 2018; Veteran and Prevention data as of March 31, 2019.  
\*\*Based on the number of people housed in permanent supportive housing as of January 1, 2018,  
and the number who were still housed or exited to stable housing as of December 31, 2018.

