

Public Safety, Finance, and Strategic Support Committee

San José Police Department Operations & Performance Bi-Monthly Status Report

September 19, 2019
Item: (d)1



Bi-Monthly Status Report Operations and Performance

1. Citywide Crime Statistics

2. Crime Trends

- **Burglary Reductions**

3. Emerging Issues

- **Justice Assistance Grant**

4. Questions



Citywide Crime Statistics



UCR Crime Statistics

Reported Part I Crimes – January to July

VIOLENT OFFENSES	2018	2019	% Change	5 yr. Average
Homicide	16	21	31.3%	20
Rape	317	371	17.0%	300
Robbery	919	801	-12.8%	762
Aggravated Assault	1,250	1,489	19.1%	1270
Total Violent Crimes	2,502	2,682	7.2%	

PROPERTY OFFENSES	2018	2019	% Change	5 yr. Average
Burglary	2,617	2,378	-9.1%	2,498
Larceny	7,620	8,386	10.1%	7,698
Vehicle Theft	4,834	3,661	-24.3%	4,282
Total Property Crimes	15,071	14,425	-4.3%	

GRAND TOTAL	17,573	17,107	-2.7%	
--------------------	---------------	---------------	--------------	--

Note: Changes to small number-sets result in large percentages

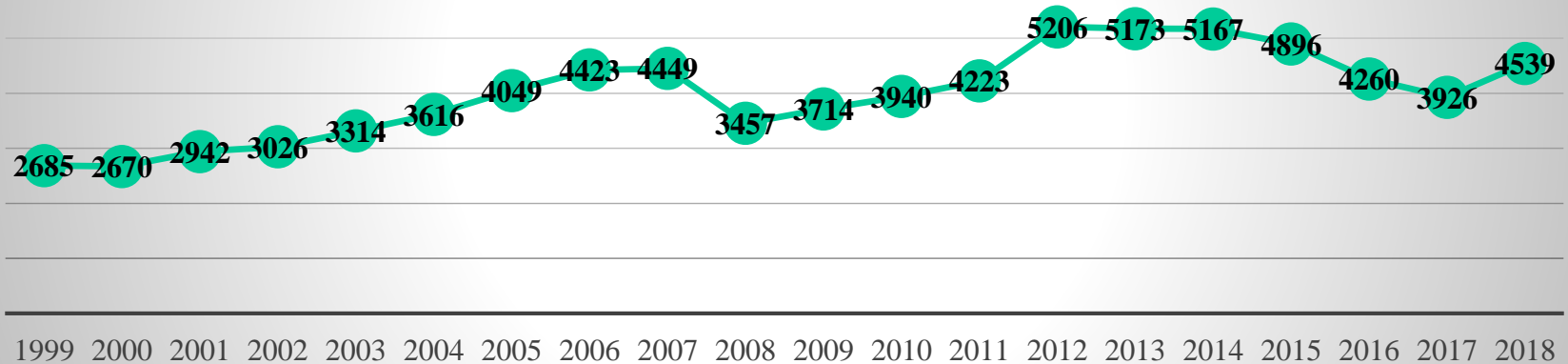


Burglaries



Burglary Prevention Unit

BURGLARY OCCURRENCES HISTORICAL TREND



- In the last 20 years San Jose has seen an upward trend in burglaries.
- The SJPD established the Burglary Prevention Unit One Year Ago.



Burglary Prevention Unit

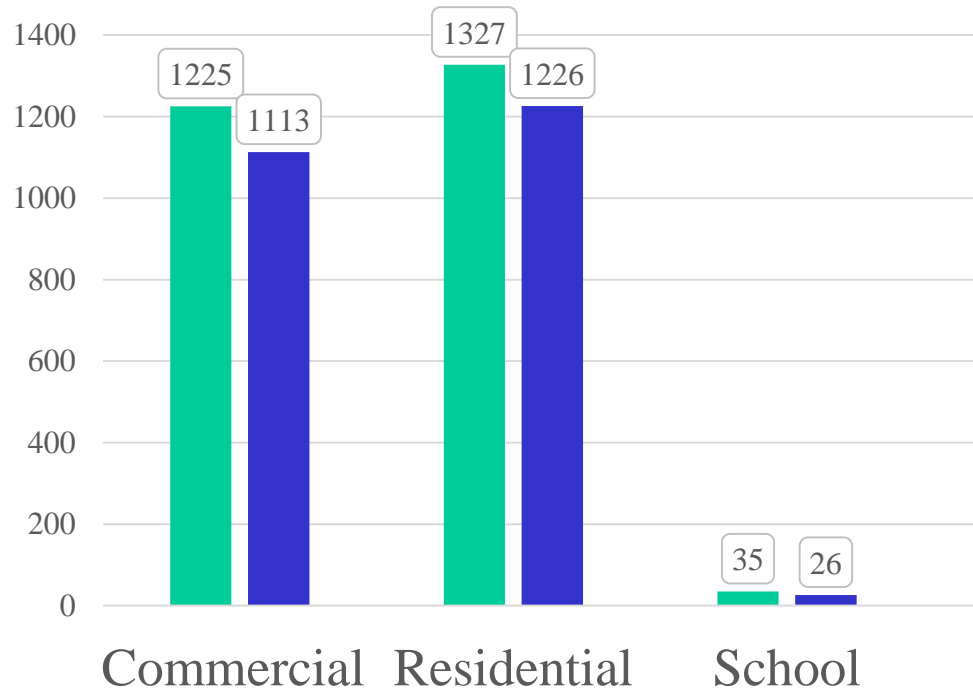
Primary Burglary Prevention Strategies

- Preventative Measures
 - Example: Self Storage Facilities
- Investigative Measures
 - Example: Operation Kickstand



2018 vs 2019

Jan-Jul Burglary Reductions



■ 2018 ■ 2019

Commercial Burglaries -9%

Residential Burglaries -8%

School Burglaries* -26%

***Small number of events results in large percentages**



FY 2019 Edward Byrne Memorial Justice Assistance Grant (JAG)



FY 2019 Edward Byrne Memorial Justice Assistance Grant (JAG) Program

- FY 2019 JAG Program is designed to provide additional personnel, equipment, supplies, contractual support, training, technical assistance, and information systems pertaining to crime prevention, control, or reduction, or the enforcement of the criminal law, including, but not limited to, police efforts to prevent, control, or reduce crime or to apprehend criminal offenders.
- The FY 2019 JAG application was submitted in August.
- Conditions require the grant to be reviewed by a governing body.
- Santa Clara County declined their portion of this year's grant.




FY 2019 Edward Byrne Memorial Justice Assistance Grant (JAG) Program

ALLOCATION DESCRIPTION	DOLLAR AMOUNT
Portable HD Cameras	\$124,127
P25 Motorola Handheld Radios	\$139,000
Staff Hours for Grant Management	\$18,571
Training on NIBRS Data Submission Compliance (National Incident Based Reporting System)	\$8,889
TOTAL GRANT AMOUNT	\$290,587



3%



Questions?

