

# Bike Plan 2020 & Trail Network Annual Update

April 8, 2019



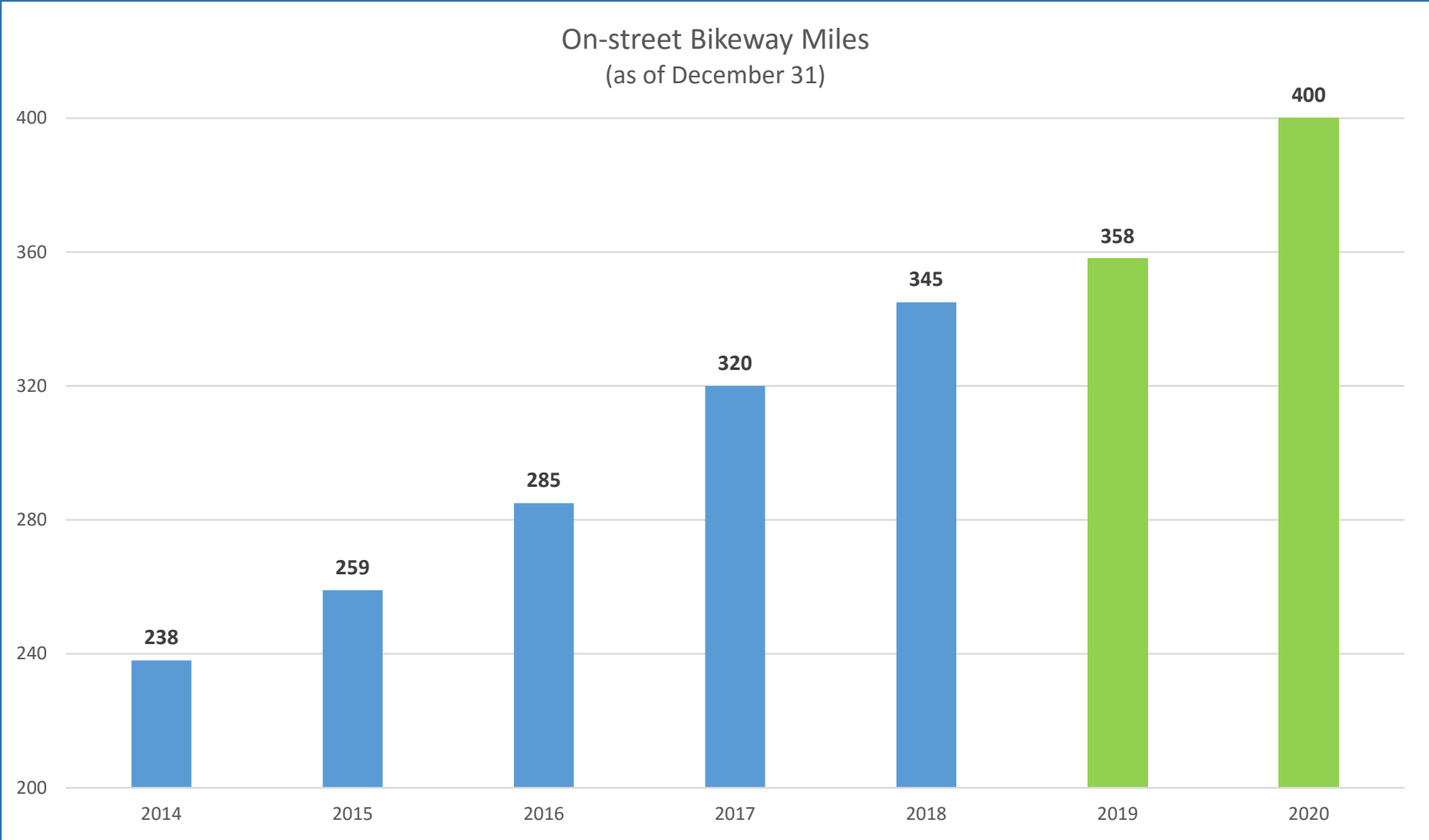


# Agenda

- Bikeways & Trails
- Bike Parking
- Shared Micro-Mobility
- Better Bike Plan 2025
- Encouragement & Culture



# Bike Plan 2020 Progress (400 mile On-street Bike Network)





# Better BikewaySJ



# You're in the network!



[sanjoseca.gov/betterbikeways](https://sanjoseca.gov/betterbikeways)





# Trail Network Development

- 62 miles completed and open





# Bike Parking

- 162 new spaces, 3,234 total



# Data

- Census and Household Travel Survey
- Manual Counts
- Video Detection Pilot





# Shared Micro-Mobility

- E-scooters
- Ford GoBike





# E-scooters

- 1.8m trips in first 12 months
- City ordinance & permitting system in effect
  - 3 operator applications under review
  - Recruiting staff to manage program





# Ford GoBike

- Lyft acquisition of operator (Motivate)
- Expansion to date: 57 stations, 200 dockless bikes (NSJ)
- Summer buildout to 83 stations in central and north San Jose
- More E-assist bikes

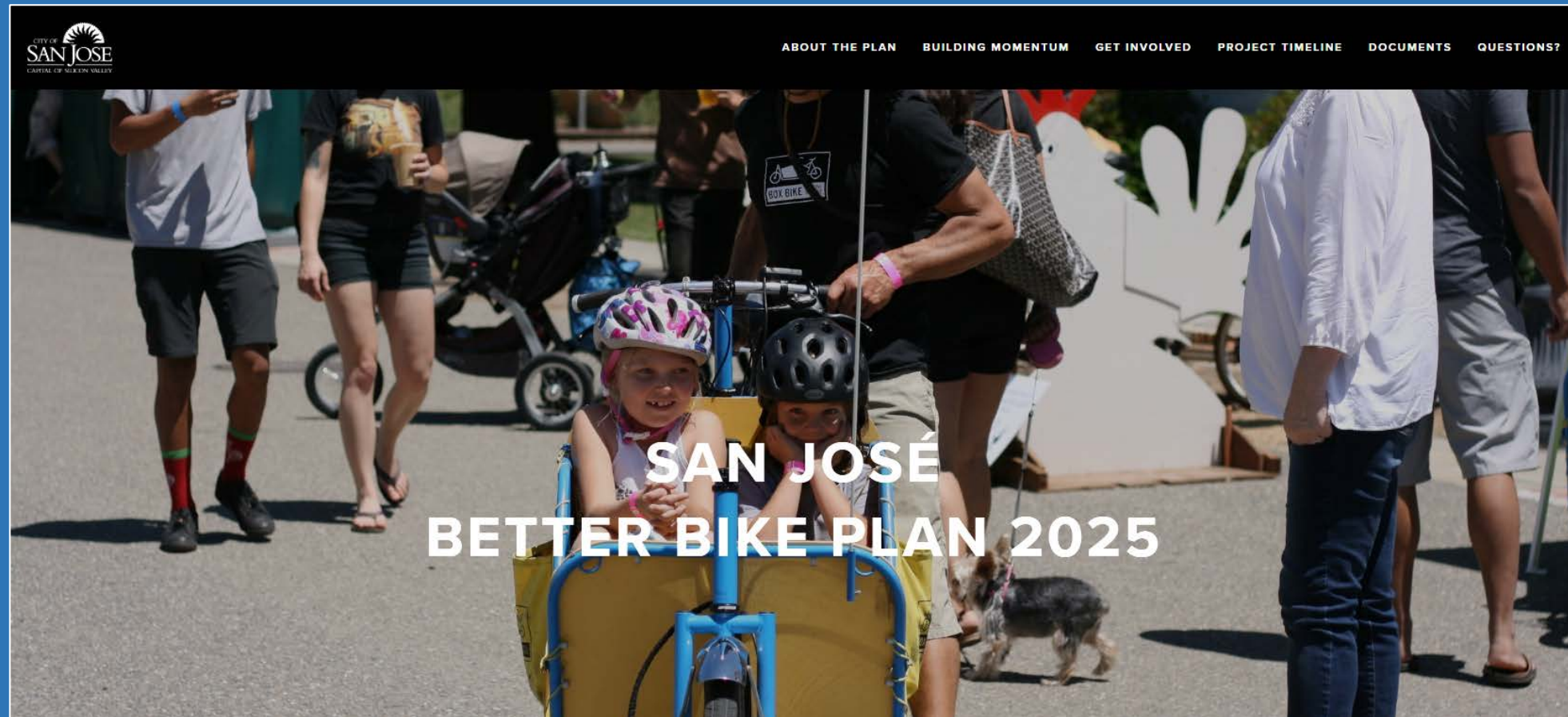




# *Better Bike Plan 2025 – Project Priorities*

- Mode Shift
- Safety
- Equity

*Project website [www.bikesanjose.com](http://www.bikesanjose.com)*





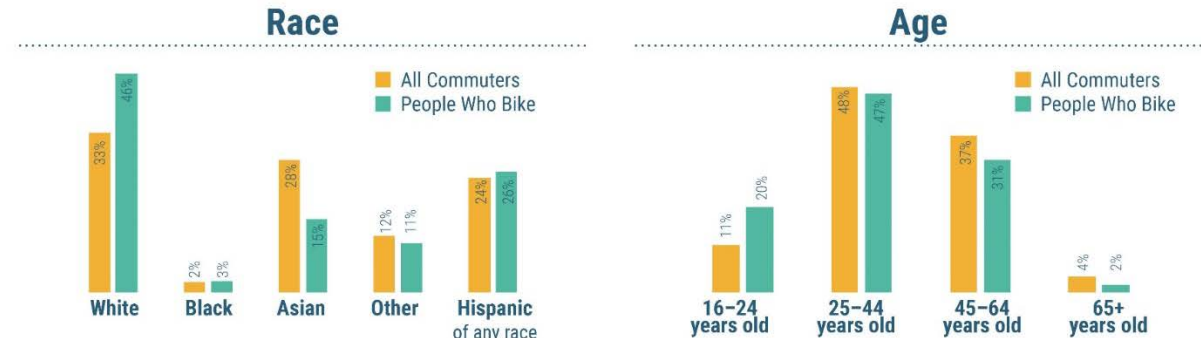
# Better Bike Plan 2025 – Project Tasks

- Existing Conditions
- Outreach
- Policy Recommendations
- Facility Recommendations
- Program Recommendations
- Implementation Schedule
- Draft Plan
- Final Plan

City of San Jose

## Characteristics of people who bike to work:

Source: US Census, ACS 5-Year Estimates 2016.



## General travel characteristics (all modes):

Source: California Household Travel Survey, 2016.





# Better Bike Plan 2025 – Project Schedule

Tasks	Fall 2018	Winter 2019	Spring 2019	Summer 2019	Fall 2019	Winter 2020	Spring 2020
Kick-off Meetings							
Community Engagement	← Ongoing →						
Existing Conditions							
Policy Recommendations							
Bike Facility Recommendations							
Support Programs							
Cost Estimates and Implementation							
Draft and Final Bike Plan							

We are here!



# *Better Bike Plan 2025 – Outreach Highlights*

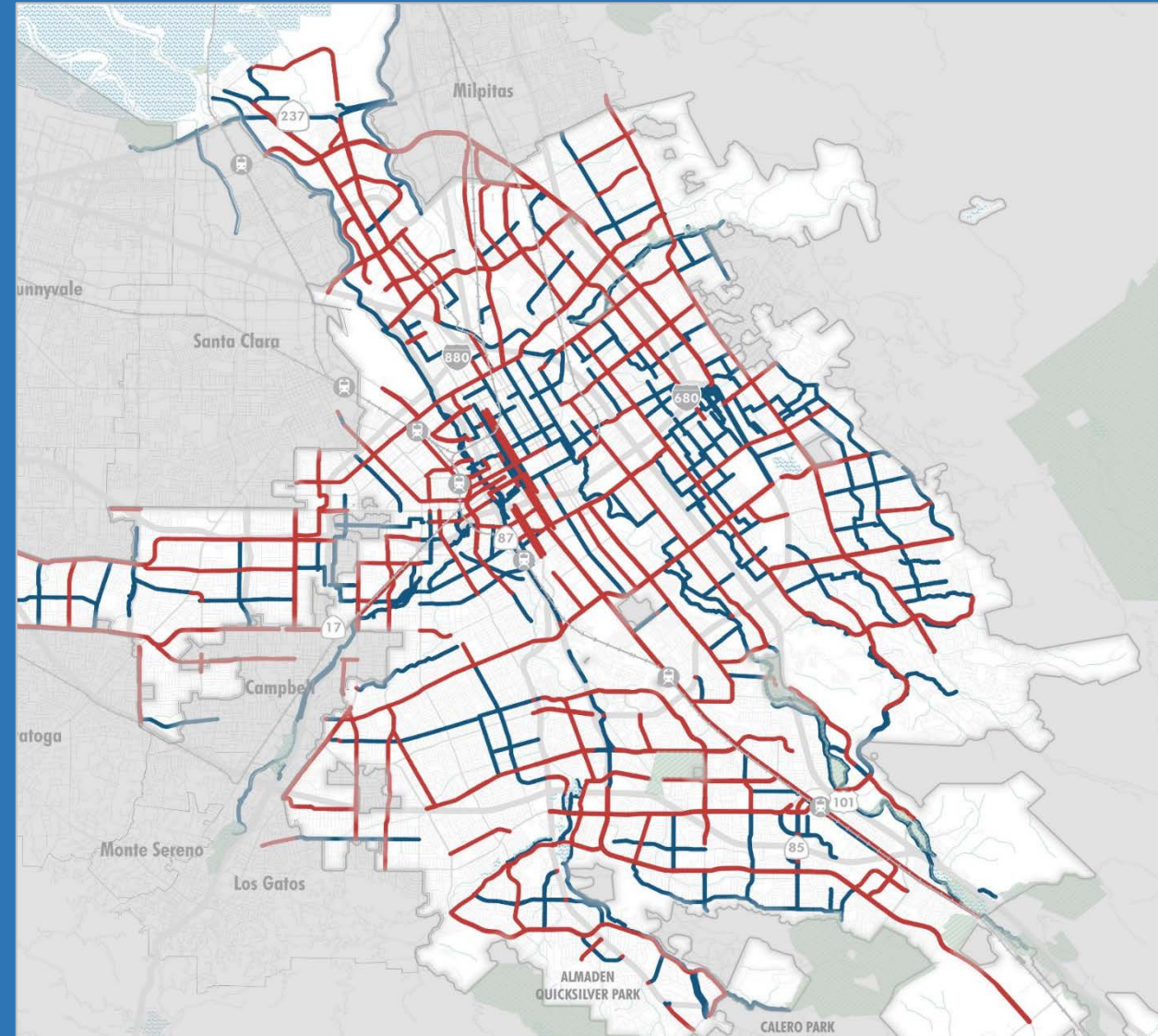
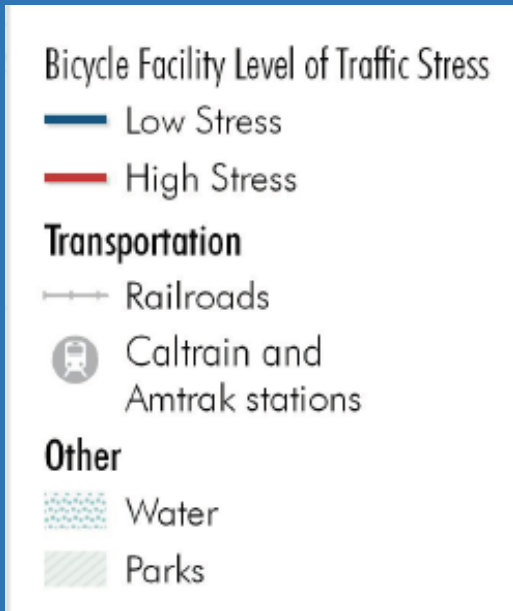
- CBO Partners: VIVO, LUNA, Veggielution
- Meet people where they are: 20 meetings to date
  - Neighborhood Associations
  - Business Associations
  - Tet Festival
  - Viva CalleSJ





# *Better Bike Plan 2025* – Network Development

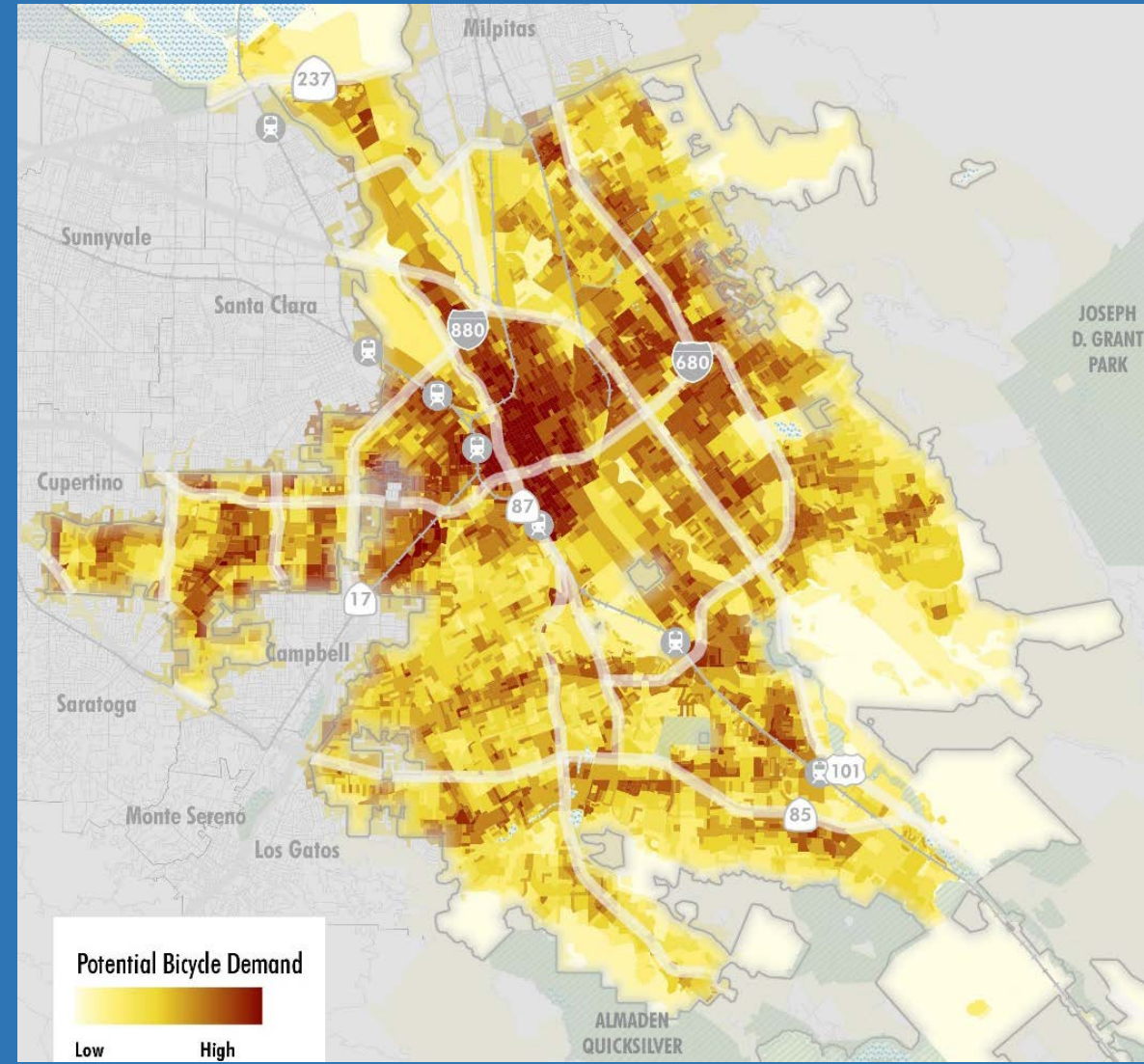
- Level of Traffic Stress



# *Better Bike Plan 2025* – Network Development

- Potential Bike Demand Considerations

- Housing & Jobs Density
- Transit Access
- Street character
- Income and other demographics





# Encouragement & Culture

- Earth Ride (ESD/Climate Smart) – May 4
- Bike to Work Day – May 9
- Viva CalleSJ – May 19
- City Green Trip Challenge – May
- Smart Moves
- WalknRoll
- Partnerships
  - Silicon Valley Bicycle Coalition
  - San Jose Bike Party





# Bike Plan 2020 & Trail Network Annual Update

April 8, 2019

