

**Public Safety, Finance, and
Strategic Support Committee**

San José Police Department Operations & Performance Bi-Monthly Status Report

**September 20, 2018
Item: (d) 1**



Bi-Monthly Status Report Operations and Performance

- 1. Citywide Crime Statistics**
- 2. Crime Trends – Aggravated Assault Data**
- 3. Questions**



Citywide Crime Statistics

3



UCR Crime Statistics

Reported Part I Crimes

Jan–Jul 2017 vs Jan–Jul 2018

PART ONE CRIMES REPORTED

YTD 2018 vs 2017

| OFFENSES | 2018 Jan-Jul | 2017 Jan-Jul | % Change |
|-----------------------------|-----------------|-----------------|-------------|
| Homicide | 16 | 17 | -5.9% |
| Rape | 317 | 345 | -8.1% |
| Robbery | 919 | 732 | 25.5% |
| Aggravated Assault | 1,250 | 1,196 | 4.5% |
| <i>total Violent Crimes</i> | <i>2,502</i> | <i>2,290</i> | <i>9.3%</i> |

| | | | |
|------------------------------|---------------|---------------|-------------|
| Burglary | 2,617 | 2,218 | 18.0% |
| Larceny | 7,620 | 7,559 | 0.8% |
| Vehicle Theft | 4,834 | 4,777 | 1.2% |
| <i>total Property Crimes</i> | <i>15,071</i> | <i>14,554</i> | <i>3.6%</i> |

| | | | |
|---------------------|---------------|---------------|-------------|
| GRAND TOTAL: | 17,573 | 16,844 | 4.3% |
|---------------------|---------------|---------------|-------------|



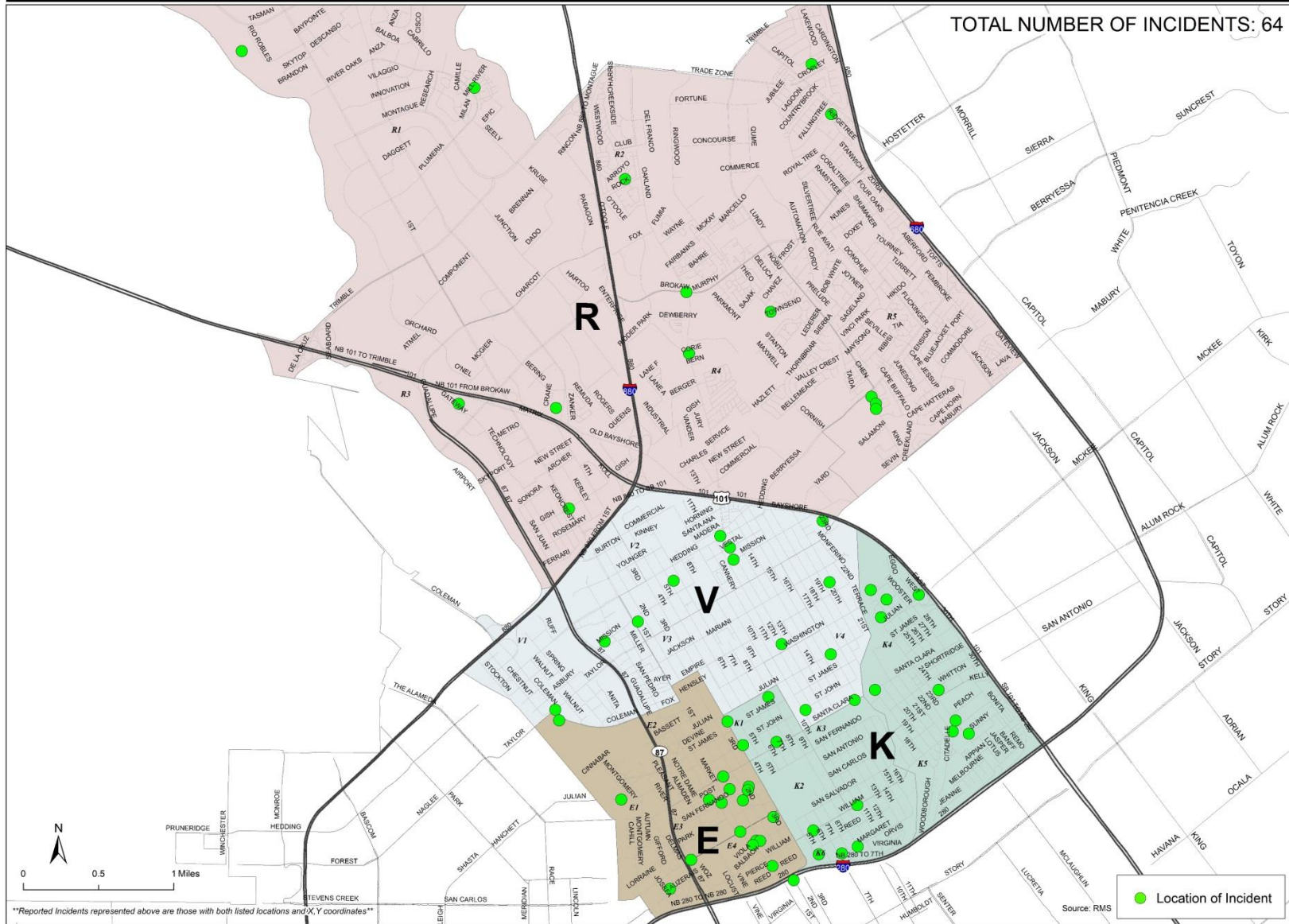
Crime Trends

Aggravated Assaults



Aggravated Assault Incidents (excl DV Related Incidents) for Central Division 6.1.2018 - 7.31.2018

TOTAL NUMBER OF INCIDENTS: 64

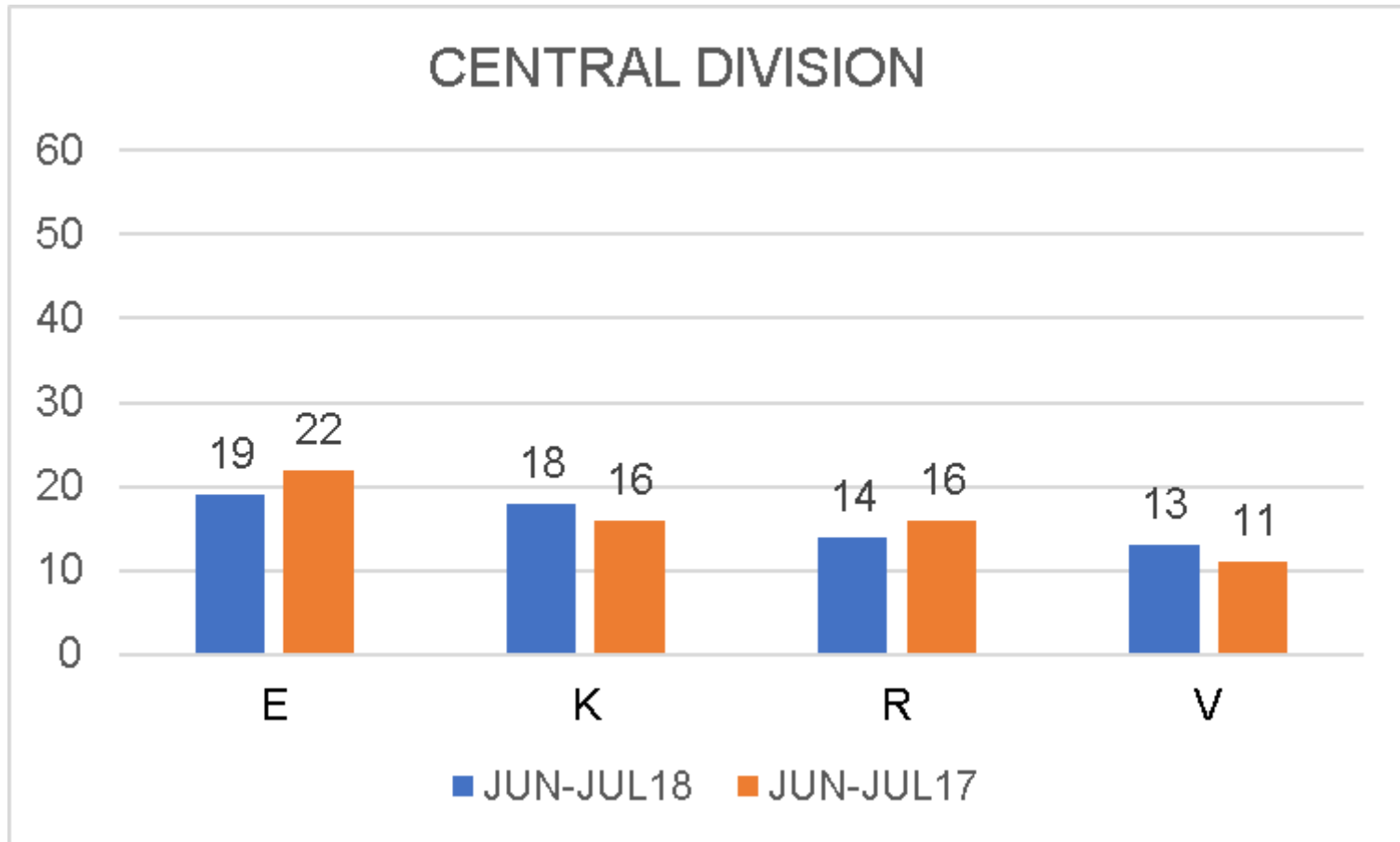


Reported incidents represented above are those with both listed locations and X,Y coordinates



Central Division: Aggravated Assaults Summary

June – July: 2018, 2017



(excludes DV Related Incidents)



Central Division: Aggravated Assaults

Incident Comparison

June – July: 2018 vs 2017

JUN – JUL 2018

| INCIDENT TYPE DESCRIPTION | E | K | R | V | TOTAL |
|-------------------------------|----|----|----|----|-------|
| 148(D) PC ATT TO TAKE FIREARM | | | | | 0 |
| 244.5(B)PC ASLT STUNGUN/TASER | 1 | | | | 1 |
| 245A1 PC ASSAULT W/O FIREARM | 14 | 10 | 8 | 9 | 41 |
| 245A2 PC ASSAULT W/ FIREARM | 1 | 1 | | | 2 |
| 245C PC ASLT OFC W/O FIREARM | | | | | 0 |
| 246 PC SHOOT OCCU DWELL/VEH | | | 1 | 1 | 2 |
| 273DA PC CHLD ABUSE AGG INJ | | 1 | 2 | | 3 |
| 417(A)(1) PC BRANDISH WEAPON | 2 | 5 | 2 | 1 | 10 |
| 417(A)(2) PC BRANDISH FIREARM | 1 | 1 | 1 | 2 | 5 |
| GRAND TOTAL | 19 | 18 | 14 | 13 | 64 |

JUN – JUL 2017

| INCIDENT TYPE DESCRIPTION | E | K | R | V | TOTAL |
|-------------------------------|----|----|----|----|-------|
| 148(D) PC ATT TO TAKE FIREARM | | | | 1 | 1 |
| 244.5(B)PC ASLT STUNGUN/TASER | | | | | 0 |
| 245A1 PC ASSAULT W/O FIREARM | 20 | 11 | 11 | 7 | 49 |
| 245A2 PC ASSAULT W/ FIREARM | | | 1 | | 1 |
| 245C PC ASLT OFC W/O FIREARM | | | 1 | 1 | 2 |
| 246 PC SHOOT OCCU DWELL/VEH | | 1 | | | 1 |
| 273DA PC CHLD ABUSE AGG INJ | | | | | 0 |
| 417(A)(1) PC BRANDISH WEAPON | 2 | 4 | 3 | 2 | 11 |
| 417(A)(2) PC BRANDISH FIREARM | | | | | 0 |
| GRAND TOTAL | 22 | 16 | 16 | 11 | 65 |

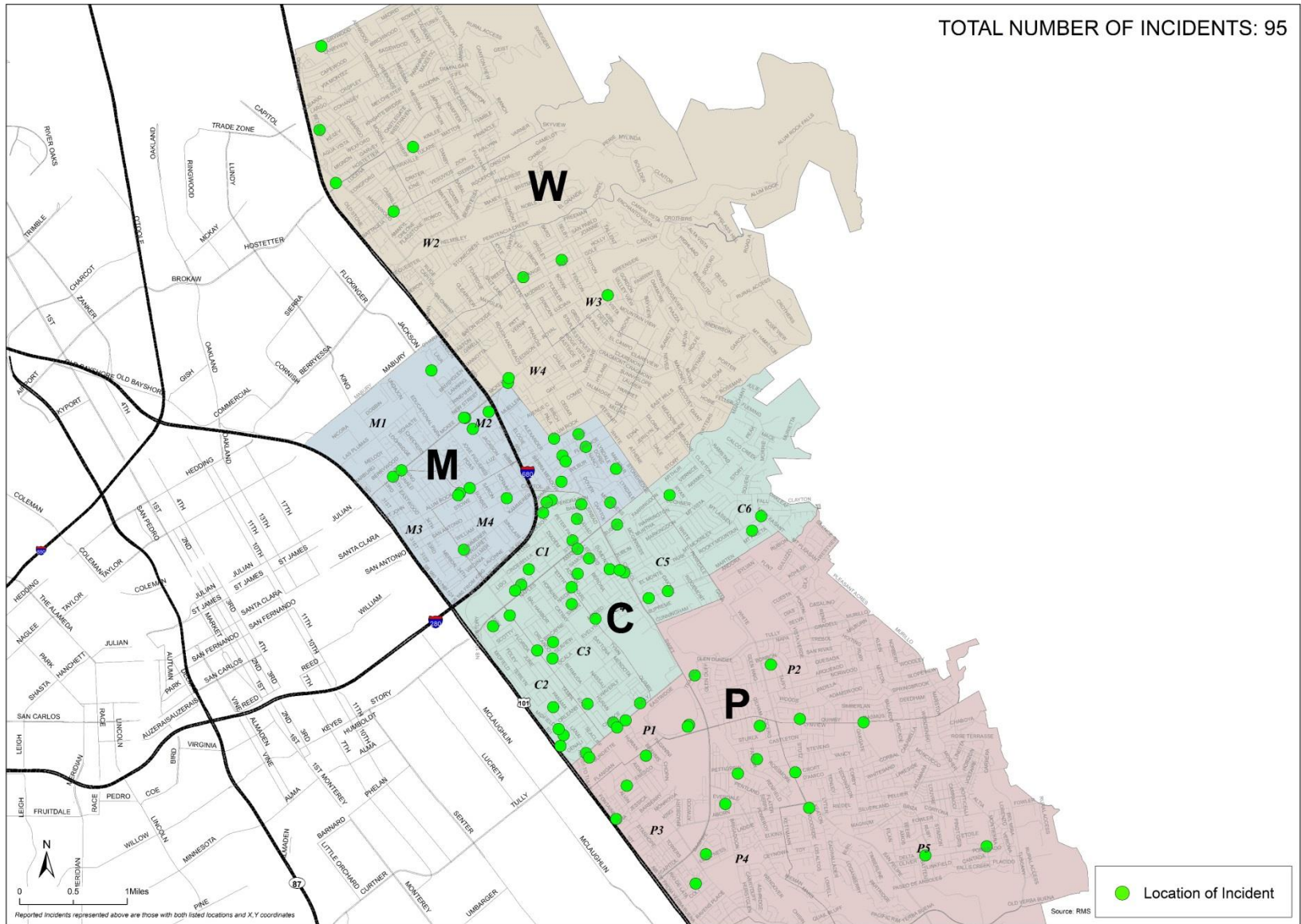
COMPARISON
JUN-JUL 2018
VS
JUN-JUL 2017

| INCIDENT TYPE DESCRIPTION | E | K | R | V | TOTAL |
|-------------------------------|--------|---------|---------|---------|---------|
| 148(D) PC ATT TO TAKE FIREARM | NC | NC | NC | -100.0% | -100.0% |
| 244.5(B)PC ASLT STUNGUN/TASER | NC | NC | NC | NC | NC |
| 245A1 PC ASSAULT W/O FIREARM | -30.0% | -9.1% | -27.3% | 28.6% | -16.3% |
| 245A2 PC ASSAULT W/ FIREARM | NC | NC | -100.0% | NC | 100.0% |
| 245C PC ASLT OFC W/O FIREARM | NC | NC | -100.0% | -100.0% | -100.0% |
| 246 PC SHOOT OCCU DWELL/VEH | NC | -100.0% | NC | NC | 100.0% |
| 273DA PC CHLD ABUSE AGG INJ | NC | NC | NC | NC | NC |
| 417(A)(1) PC BRANDISH WEAPON | 0.0% | 25.0% | -33.3% | -50.0% | -9.1% |
| 417(A)(2) PC BRANDISH FIREARM | NC | NC | NC | NC | NC |
| GRAND TOTAL | -13.6% | 12.5% | -12.5% | 18.2% | -1.5% |



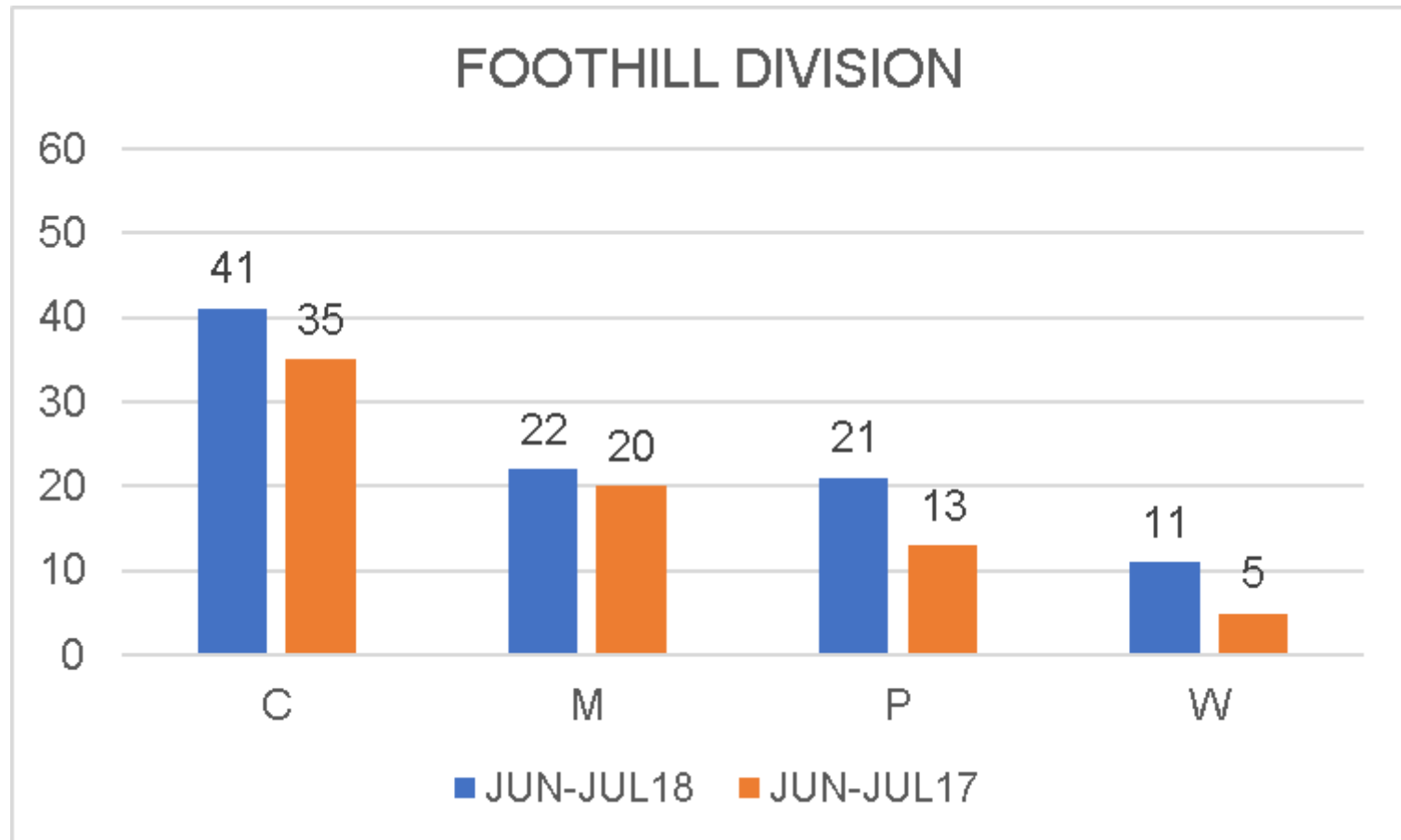
Aggravated Assault Incidents (excl DV Related Incidents) for Foothill Division 6.1.2018 - 7.31.2018

TOTAL NUMBER OF INCIDENTS: 95



Foothill Division: Aggravated Assaults Summary

June – July: 2018, 2017



(excludes DV Related Incidents)



Foothill Division: Aggravated Assaults

Incident Type Comparison

June – July: 2018 vs 2017

JUN – JUL 2018

| INCIDENT TYPE DESCRIPTION | C | M | P | W | TOTAL |
|--------------------------------|----|----|----|----|-------|
| 148(D) PC ATT TO TAKE FIREARM | | | | | 0 |
| 245A1 PC ASSAULT W/O FIREARM | 22 | 13 | 15 | 6 | 56 |
| 245A2 PC ASSAULT W/ FIREARM | 7 | 5 | | 2 | 14 |
| 245C PC ASLT OFC W/O FIREARM | 1 | | | | 1 |
| 246 PC SHOOT OCCU DWELL/VEH | 5 | | 2 | | 7 |
| 273DA PC CHLD ABUSE AGG INJ | | | 1 | 1 | 2 |
| 417(A)(1) PC BRANDISH WEAPON | 2 | 4 | 1 | 1 | 8 |
| 417(A)(2) PC BRANDISH FIREARM | 3 | | 2 | 1 | 6 |
| 664 187(A) PC ATTEMPTED MURDER | 1 | | | | 1 |
| GRAND TOTAL | 41 | 22 | 21 | 11 | 95 |

JUN – JUL 2017

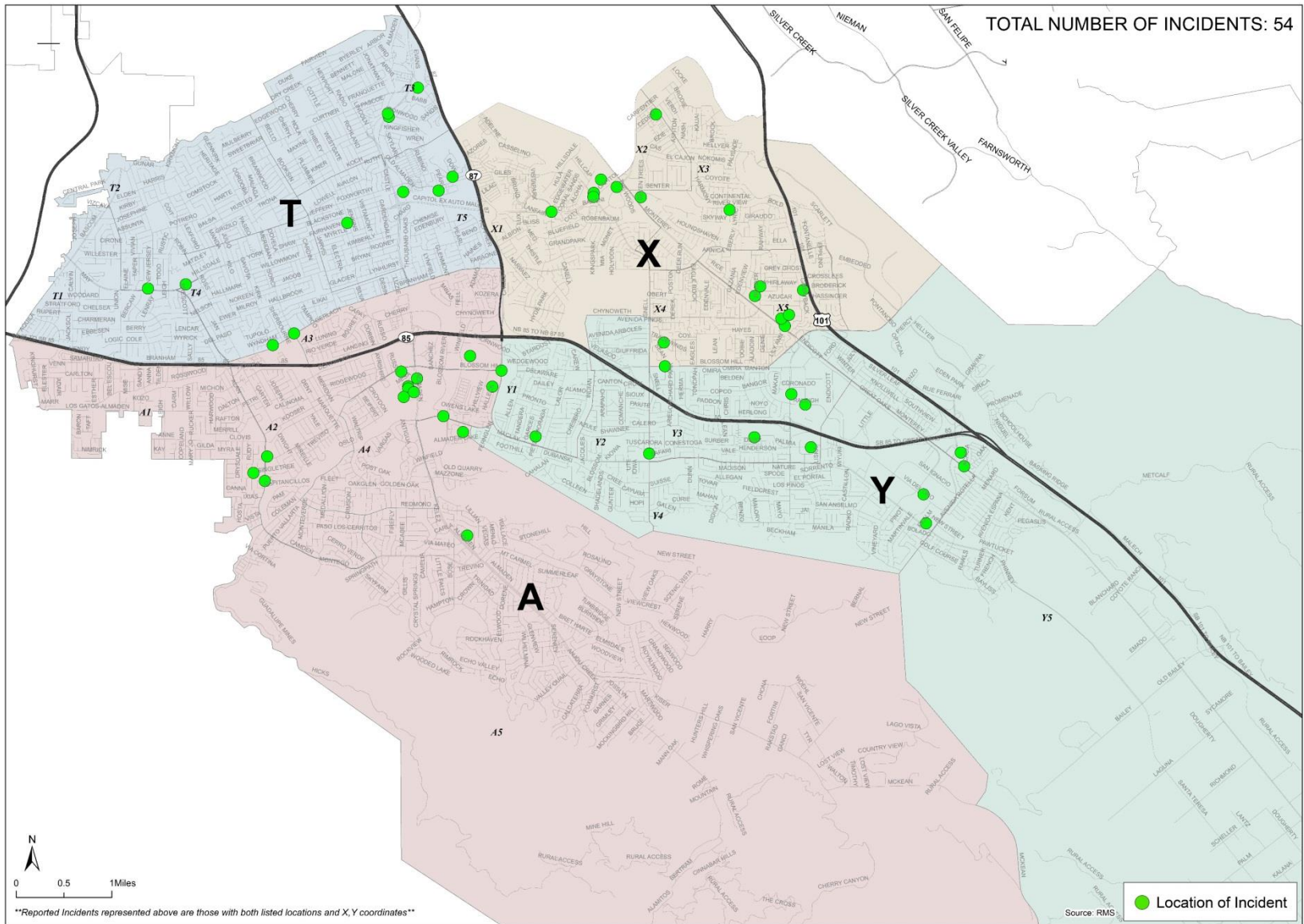
| INCIDENT TYPE DESCRIPTION | C | M | P | W | TOTAL |
|--------------------------------|----|----|----|---|-------|
| 148(D) PC ATT TO TAKE FIREARM | 1 | | | | 1 |
| 245A1 PC ASSAULT W/O FIREARM | 17 | 11 | 8 | 3 | 39 |
| 245A2 PC ASSAULT W/ FIREARM | 7 | 2 | 1 | | 10 |
| 245C PC ASLT OFC W/O FIREARM | 1 | | 1 | | 2 |
| 246 PC SHOOT OCCU DWELL/VEH | 4 | | 2 | | 6 |
| 273DA PC CHLD ABUSE AGG INJ | | 1 | | | 1 |
| 417(A)(1) PC BRANDISH WEAPON | 3 | 5 | | 2 | 10 |
| 417(A)(2) PC BRANDISH FIREARM | 2 | 1 | 1 | | 4 |
| 664 187(A) PC ATTEMPTED MURDER | | | | | 0 |
| GRAND TOTAL | 35 | 20 | 13 | 5 | 73 |

COMPARISON
JUN-JUL 2018
VS
JUN-JUL 2017

| INCIDENT TYPE DESCRIPTION | C | M | P | W | TOTAL |
|--------------------------------|---------|---------|---------|--------|---------|
| 148(D) PC ATT TO TAKE FIREARM | -100.0% | NC | NC | NC | -100.0% |
| 245A1 PC ASSAULT W/O FIREARM | 29.4% | 18.2% | 87.5% | 100.0% | 43.6% |
| 245A2 PC ASSAULT W/ FIREARM | 0.0% | 150.0% | -100.0% | NC | 40.0% |
| 245C PC ASLT OFC W/O FIREARM | 0.0% | NC | -100.0% | NC | -50.0% |
| 246 PC SHOOT OCCU DWELL/VEH | 25.0% | NC | 0.0% | NC | 16.7% |
| 273DA PC CHLD ABUSE AGG INJ | NC | -100.0% | NC | NC | 100.0% |
| 417(A)(1) PC BRANDISH WEAPON | -33.3% | -20.0% | NC | -50.0% | -20.0% |
| 417(A)(2) PC BRANDISH FIREARM | 50.0% | -100.0% | 100.0% | NC | 50.0% |
| 664 187(A) PC ATTEMPTED MURDER | NC | NC | NC | NC | NC |
| GRAND TOTAL | 17.1% | 10.0% | 61.5% | 120.0% | 30.1% |

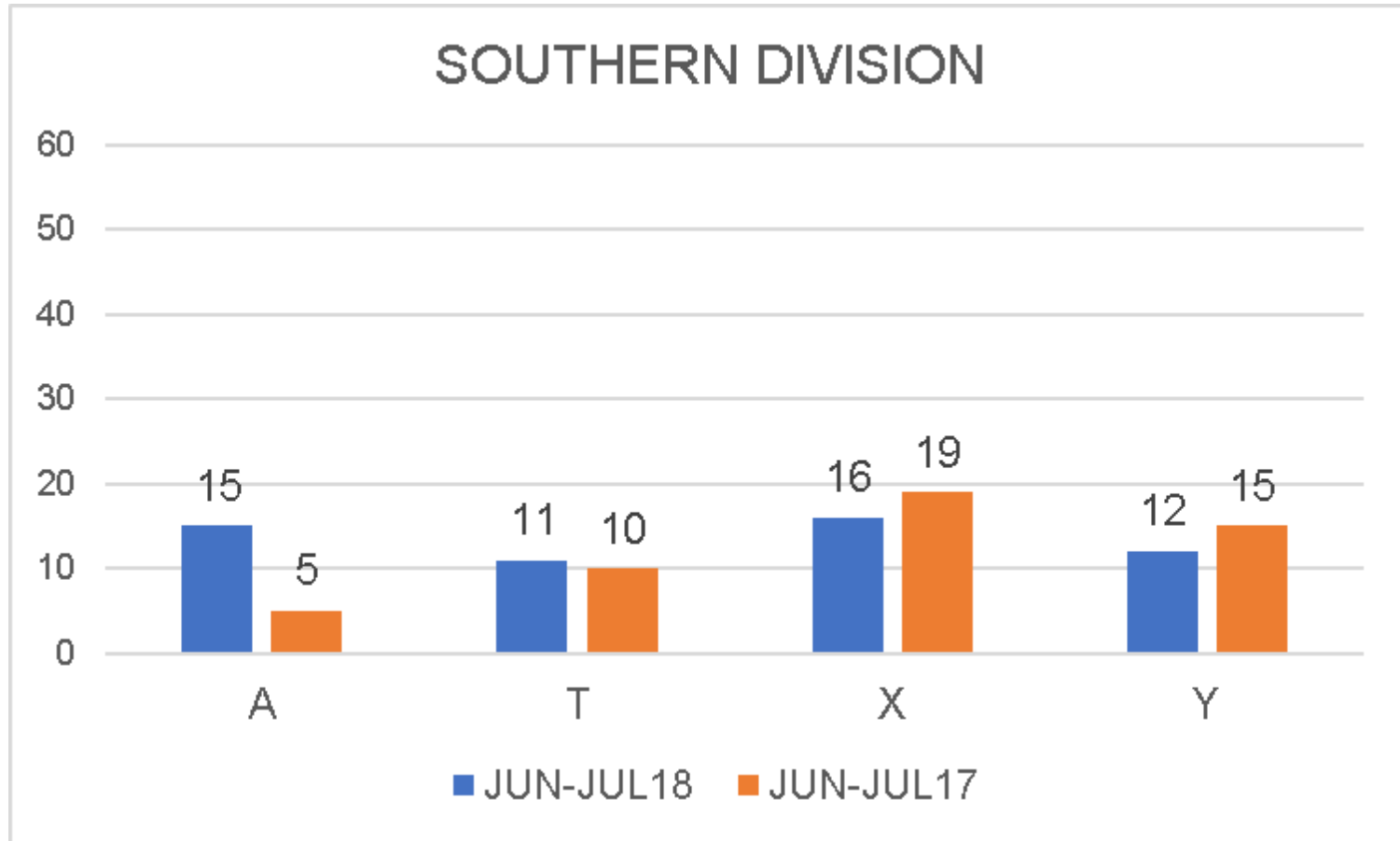


Aggravated Assault Incidents (excl DV Related Incidents) for Southern Division 6.1.2018 - 7.31.2018



Southern Division: Aggravated Assaults Summary

June – July: 2018, 2017



(excludes DV Related Incidents)



Southern Division: Aggravated Assaults

Incident Type Comparison

June – July: 2018 vs 2017

JUN – JUL 2018

| INCIDENT TYPE DESCRIPTION | A | T | X | Y | TOTAL |
|--------------------------------|----|----|----|----|-------|
| 245A1 PC ASSAULT W/O FIREARM | 11 | 6 | 8 | 7 | 32 |
| 245A2 PC ASSAULT W/ FIREARM | 1 | | 2 | 1 | 4 |
| 245C PC ASLT OFC W/O FIREARM | | | | | 0 |
| 246 PC SHOOT OCCU DWELL/VEH | | | 1 | | 1 |
| 273DA PC CHLD ABUSE AGG INJ | 1 | 1 | | | 2 |
| 417(A)(1) PC BRANDISH WEAPON | 2 | 3 | 2 | 1 | 8 |
| 417(A)(2) PC BRANDISH FIREARM | | 1 | 2 | 3 | 6 |
| 664 187(A) PC ATTEMPTED MURDER | | | 1 | | 1 |
| GRAND TOTAL | 15 | 11 | 16 | 12 | 54 |

JUN – JUL 2017

| INCIDENT TYPE DESCRIPTION | A | T | X | Y | TOTAL |
|--------------------------------|---|----|----|----|-------|
| 245A1 PC ASSAULT W/O FIREARM | 2 | 6 | 8 | 9 | 25 |
| 245A2 PC ASSAULT W/ FIREARM | 1 | | 1 | 1 | 3 |
| 245C PC ASLT OFC W/O FIREARM | | | 1 | | 1 |
| 246 PC SHOOT OCCU DWELL/VEH | | | 2 | | 2 |
| 273DA PC CHLD ABUSE AGG INJ | | | 1 | 1 | 2 |
| 417(A)(1) PC BRANDISH WEAPON | 1 | 2 | 4 | 3 | 10 |
| 417(A)(2) PC BRANDISH FIREARM | 1 | 2 | 2 | 1 | 6 |
| 664 187(A) PC ATTEMPTED MURDER | | | | | 0 |
| GRAND TOTAL | 5 | 10 | 19 | 15 | 49 |

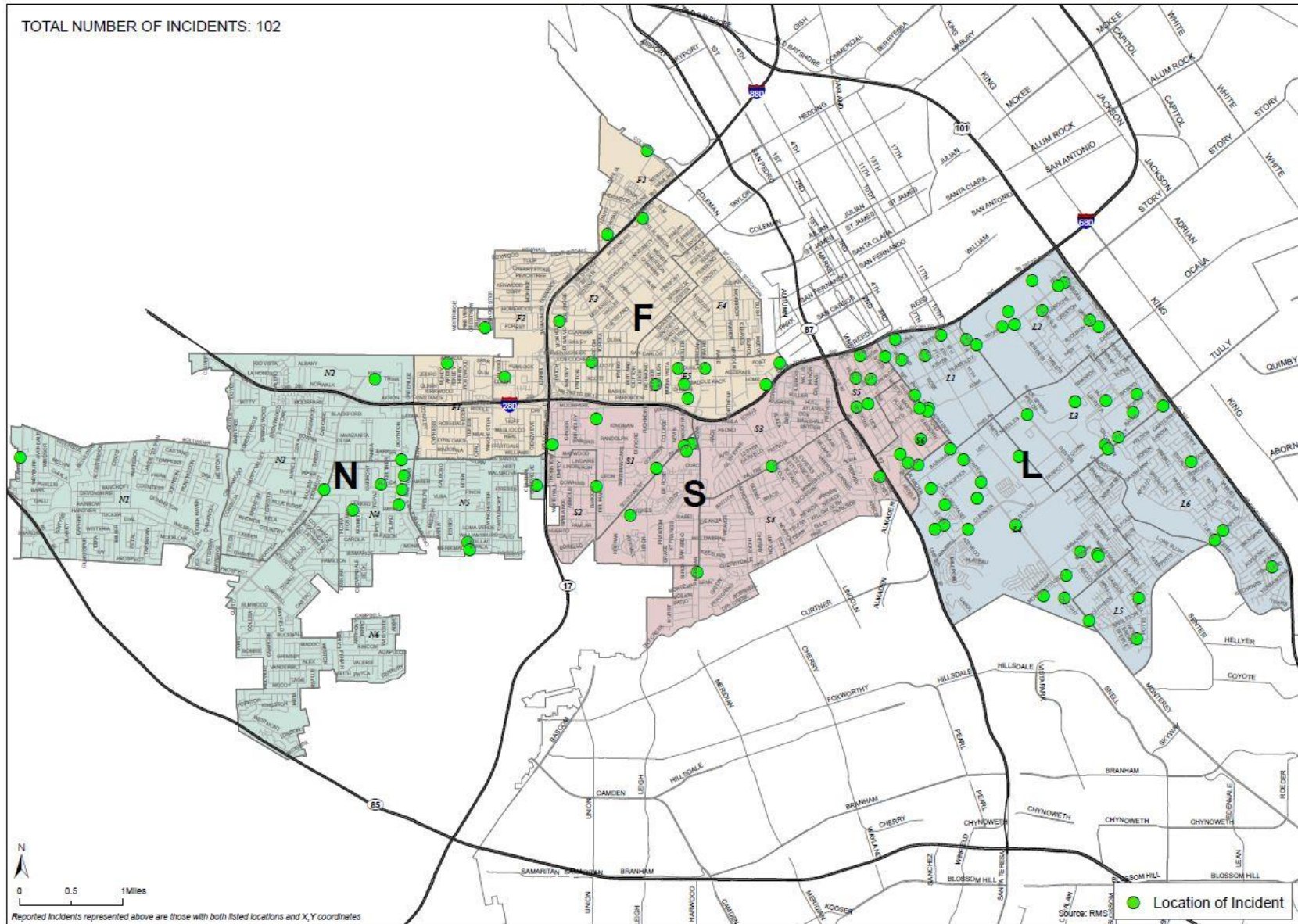
COMPARISON
JUN-JUL 2018
VS
JUN-JUL 2017

| INCIDENT TYPE DESCRIPTION | A | T | X | Y | TOTAL |
|--------------------------------|---------|--------|---------|---------|---------|
| 245A1 PC ASSAULT W/O FIREARM | 450.0% | 0.0% | 0.0% | -22.2% | 28.0% |
| 245A2 PC ASSAULT W/ FIREARM | 0.0% | NC | 100.0% | 0.0% | 33.3% |
| 245C PC ASLT OFC W/O FIREARM | NC | NC | -100.0% | NC | -100.0% |
| 246 PC SHOOT OCCU DWELL/VEH | NC | NC | -50.0% | NC | -50.0% |
| 273DA PC CHLD ABUSE AGG INJ | NC | NC | -100.0% | -100.0% | 0.0% |
| 417(A)(1) PC BRANDISH WEAPON | 100.0% | 50.0% | -50.0% | -66.7% | -20.0% |
| 417(A)(2) PC BRANDISH FIREARM | -100.0% | -50.0% | 0.0% | 200.0% | 0.0% |
| 664 187(A) PC ATTEMPTED MURDER | NC | NC | NC | NC | NC |
| GRAND TOTAL | 200.0% | 10.0% | -15.8% | -20.0% | 10.2% |



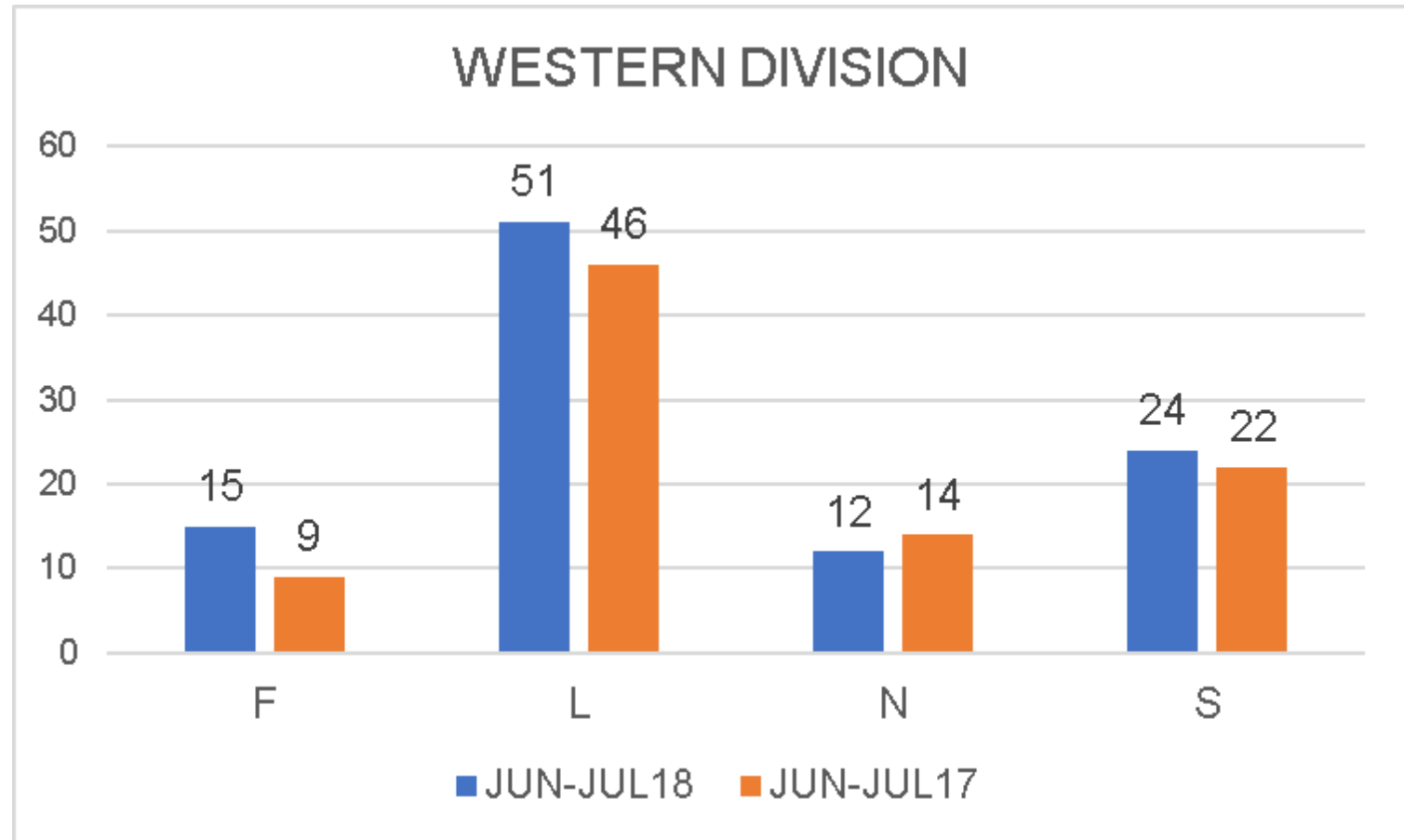
Aggravated Assault Incidents (excl DV Related Incidents) for Western Division 6.1.2018 - 7.31.2018

TOTAL NUMBER OF INCIDENTS: 102



Western Division: Aggravated Assaults Summary

June – July: 2018, 2017



(excludes DV Related Incidents)



Western Division: Aggravated Assaults

Incident Type Comparison

June – July: 2018 vs 2017

JUN – JUL 2018

| INCIDENT TYPE DESCRIPTION | F | L | N | S | TOTAL |
|-------------------------------|----|----|----|----|-------|
| 148(D) PC ATT TO TAKE FIREARM | | 1 | | | 1 |
| 244 PC ASSAULT CAUSTIC CHEM | | | | | 0 |
| 245A1 PC ASSAULT W/O FIREARM | 10 | 24 | 7 | 15 | 56 |
| 245A2 PC ASSAULT W/ FIREARM | | 3 | 1 | 3 | 7 |
| 245C PC ASLT OFC W/O FIREARM | 1 | | | | 1 |
| 246 PC SHOOT OCCU DWELL/VEH | | 3 | | 1 | 4 |
| 273DA PC CHLD ABUSE AGG INJ | | 1 | 1 | | 2 |
| 417(A)(1) PC BRANDISH WEAPON | 2 | 15 | 1 | 4 | 22 |
| 417(A)(2) PC BRANDISH FIREARM | 2 | 4 | 2 | 1 | 9 |
| GRAND TOTAL | 15 | 51 | 12 | 24 | 102 |

JUN – JUL 2017

| INCIDENT TYPE DESCRIPTION | F | L | N | S | TOTAL |
|-------------------------------|---|----|----|----|-------|
| 148(D) PC ATT TO TAKE FIREARM | | | | | 0 |
| 244 PC ASSAULT CAUSTIC CHEM | | | | 1 | 1 |
| 245A1 PC ASSAULT W/O FIREARM | 5 | 27 | 7 | 15 | 54 |
| 245A2 PC ASSAULT W/ FIREARM | | 6 | 1 | 1 | 8 |
| 245C PC ASLT OFC W/O FIREARM | | 1 | 1 | 1 | 3 |
| 246 PC SHOOT OCCU DWELL/VEH | 1 | 2 | | 2 | 5 |
| 273DA PC CHLD ABUSE AGG INJ | | | | 1 | 1 |
| 417(A)(1) PC BRANDISH WEAPON | | 6 | 4 | 1 | 11 |
| 417(A)(2) PC BRANDISH FIREARM | 3 | 4 | 1 | | 8 |
| GRAND TOTAL | 9 | 46 | 14 | 22 | 91 |

COMPARISON
JUN-JUL 2018
VS
JUN-JUL 2017

| INCIDENT TYPE DESCRIPTION | F | L | N | S | TOTAL |
|-------------------------------|---------|---------|---------|---------|---------|
| 148(D) PC ATT TO TAKE FIREARM | NC | NC | NC | NC | NC |
| 244 PC ASSAULT CAUSTIC CHEM | NC | NC | NC | -100.0% | -100.0% |
| 245A1 PC ASSAULT W/O FIREARM | 100.0% | -11.1% | 0.0% | 0.0% | 3.7% |
| 245A2 PC ASSAULT W/ FIREARM | NC | -50.0% | 0.0% | 200.0% | -12.5% |
| 245C PC ASLT OFC W/O FIREARM | NC | -100.0% | -100.0% | -100.0% | -66.7% |
| 246 PC SHOOT OCCU DWELL/VEH | -100.0% | 50.0% | NC | -50.0% | -20.0% |
| 273DA PC CHLD ABUSE AGG INJ | NC | NC | NC | -100.0% | 100.0% |
| 417(A)(1) PC BRANDISH WEAPON | NC | 150.0% | -75.0% | 300.0% | 100.0% |
| 417(A)(2) PC BRANDISH FIREARM | -33.3% | 0.0% | 100.0% | NC | 12.5% |
| GRAND TOTAL | 66.7% | 10.9% | -14.3% | 9.1% | 12.1% |



Aggravated Assault Strategies

- **Collaborative approach** to follow-up on aggravated assault incidents and ultimately apprehend those responsible.
- **Proactivity** - prevent aggravated assaults before they occur.
 - BFO Captains & Lieutenants are utilizing aggravated assault hot spot data to target proactive patrol.
 - Overtime “quality of life” cars
 - Special Operations “gang cars”



Aggravated Assault Case Highlights – Collaborative efforts

- **7/19/18 Shooting at a vehicle @ King and Cunningham**
 - Witness called police and reported seeing three suspects firing a firearm at a vehicle.
 - Officers arrived on-scene and located shell casings.
 - Through investigative follow up, GIU identified three gang members as suspects.
 - CRU, VCET, and Patrol apprehended the three suspects
- **8/27/18 Shooting @ Walnut Woods and Lucretia**
 - 5 Yerba Buena students walking home had a car full of males approach
 - Gang slurs and hand signs were exchanged between the groups
 - Juvenile suspect in vehicle shot at the YB students
 - One of the YB students produced a firearm and shot back
 - GIU detectives were able to identify the shooter in the vehicle and MERGE apprehended him.
 - YB student was apprehended and the firearm was recovered.



Proactive Approach

From Jan 1, 2018-June 30, 2018, calls for service (Priority 1-4) increased 7.2%

- **189,125** (2018) versus **176,500** (2017) = increase of **12,625** calls
- Despite this increase, proactivity increased

TIME PERIOD: JAN - JUNE 2017 vs JAN - JUNE 2018

| | CITYWIDE | | | | | | |
|-------------------------|-----------------|-----------------|-------|--|-----------------|-----------------|-------|
| | PRIORITY 5 | | | | PRIORITY 6 | | |
| DISPOSITION DESCRIPTION | 2017 JAN-JUN | 2018 JAN-JUN | % | | 2017 JAN-JUN | 2018 JAN-JUN | % |
| (A) - ARREST MADE | 1000 | 992 | -0.8% | | 329 | 313 | -4.9% |
| (B) - ARREST BY WARRANT | 428 | 581 | 35.7% | | 311 | 440 | 41.5% |
| (C) - CRIMINAL CITATION | 786 | 850 | 8.1% | | 669 | 819 | 22.4% |
| TOTAL | 2214 | 2423 | 9.4% | | 1309 | 1572 | 20.1% |

Priority 5 – All “on view” events (e.g., CPF, CPM)

Priority 6 – All car and person stops

20



Proactive Enforcement

Q2 (April-June)

- **VCET**
 - 39 on-view felony & 14 on-view misdemeanor arrests
 - 9 firearms seized
- **METRO**
 - 46 on-view felony & 34 on-view misdemeanor arrests
 - 9 firearms seized
- **Gang Cars**
 - 28 on-view & 53 warrant arrests
 - 59 Criminal citations
 - 1 firearm seized
- **Patrol Officers**
 - Since the beginning of the year, patrol officers have seized over 160 firearms.

