

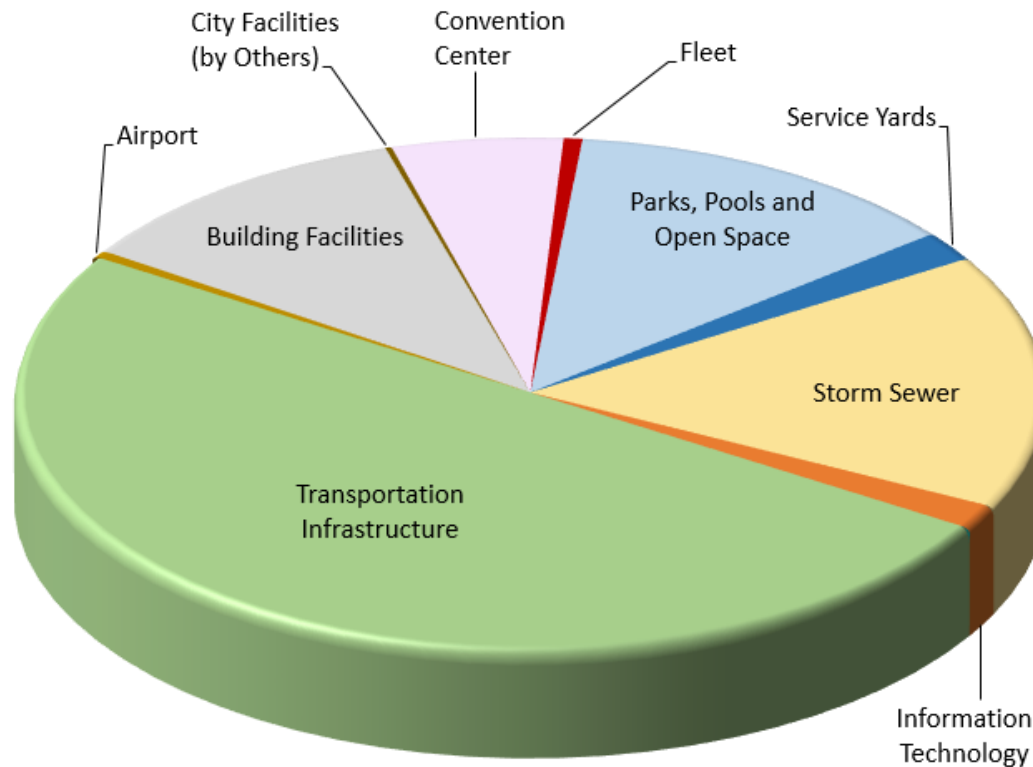
General Obligation Bond Measure Projects

3.7

SEPTEMBER 11, 2018

PROJECT CATEGORY LIST

Infrastructure Backlog: \$1.4B, increasing by \$112M annually



Infrastructure Backlog Transportation

LED lighting


Street
Repair

Bridges



Infrastructure Backlog

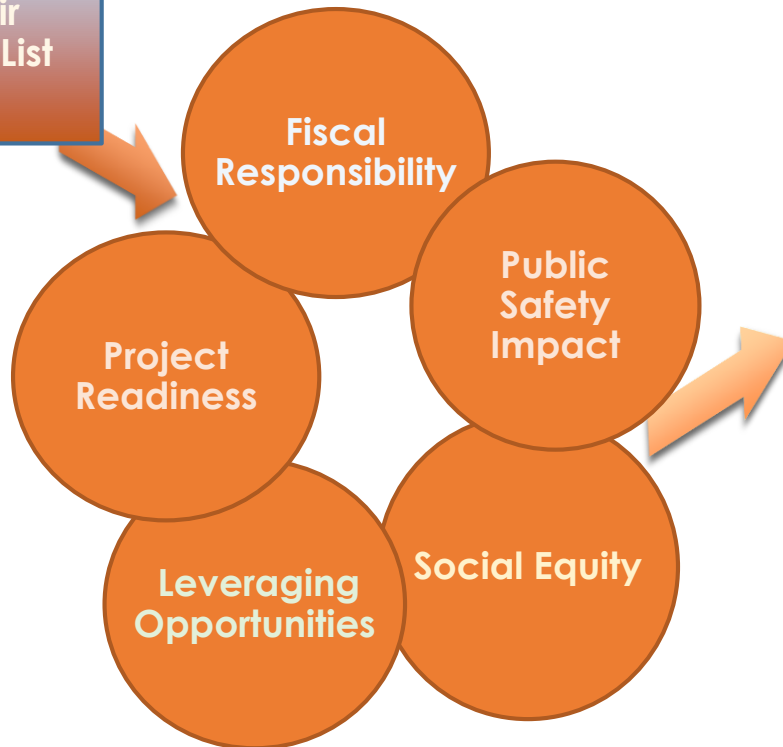
Project Sample: PAB



Over 400 Buildings, comprising over 5 Million Square Feet

Project Criteria and List Selection

Infrastructure
Repair
Priority List



What is
most
important to
our
residents?

Bond Project List	Anticipated Dollar Amount
▪ Street Repair ¹	\$ 300,000,000
▪ Police/Fire/Emergency Operations Center ²	\$ 175,000,000
▪ Environmental Protection Projects	\$ 50,000,000
▪ Storm System Conveyance & Flood Prevention Projects	\$ 35,000,000
▪ Clean Water Project	\$ 25,000,000
▪ Bridges	\$ 20,000,000
▪ LED Lighting	\$ 20,000,000
▪ Public safety parks/community center facility improvements	\$ 12,950,000
▪ Other Priority Critical Infrastructure	\$ 5,000,000
Total ³	\$ 642,950,000

Project List

Summary Project List

Bond Project List	Anticipated Dollar Amount
▪ Street Repair	\$ 300,000,000
▪ Police/Fire/Emergency Operations Center	\$ 175,000,000
▪ Environmental Protection Projects	\$ 50,000,000
▪ Storm System Conveyance & Flood Prevention Projects	\$ 35,000,000
▪ Clean Water Projects	\$ 25,000,000
▪ Bridges	\$ 20,000,000
▪ LED Lighting	\$ 20,000,000
▪ Public safety parks/community center facility improvements	\$ 12,950,000
▪ Other Priority Critical Infrastructure	\$ 5,000,000
Total³	\$ 642,950,000

Next Steps

- ▶ November 6, 2018: Election Day
- ▶ Early 2019: Finalize project list and implementation schedule