



San Jose's Education Initiative

**San Jose City Council – Special Meeting
May 7, 2018**

WHY EDUCATION?

City Efforts in Education, Digital Literacy, and Inclusion

- Schools/City Collaborative
- My Brother's Keeper
- Broadband and Digital Inclusion

Education as a Key Indicator of Community Success

- Economic and Community Development
- Workforce Development and Employment
- Public Safety



San José Public Library
Foundation

At the heart of our community, our Library provides a place where everyone can learn, create, study and explore. The San José Public Library Foundation was established in 1987 by a group of community volunteers who understood that a great Library system needed more than public funding.

VALUES

- **Equity**
- **Opportunity**
- **Quality**
- **Accountability**

APPROACH

- **Early Education**
- **Learning at Grade Level**
- **Graduating Ready for College & Career**
- **Digital Literacy**
- **Governance Recommendations**

MAPPING THE SAN JOSE STUDENT EXPERIENCE



EARLY EDUCATION

ENTERING SCHOOL READY TO
LEARN AND SUCCEED

80% OF A CHILD'S BRAIN DEVELOPS BY AGE 3
AND 90% BY AGE 5.

MEET THANH!



- 4 years old
- Recent Vietnamese immigrant
- English Language Learner
- Lives with mom, grandma, uncle and sister
- Learns English by watching cartoons
- Thanh and his grandma utilize Family Resource Centers, parks, community library branches, and public transit
- Accesses ESL/citizenship information, early education learning programs, Vietnamese language books, and health referrals through these centers.

START SMART

EARLY EDUCATION MATTERS




76,000

children under the
age of 5 live in
San José



90%

of a child's critical
brain development
happens by age 5



75%

of the unmet need
for licensed
preschools in the
County is in SJ




Matthew Tinsley, Ph. D.
Director, Strong Start Project
Santa Clara County Office of Education









Read and Write

A Day... Art
Music
PE
Medi

69	70	71	72	73	74	75	76	77	78	79	80
81	82	83	84	85	86	87	88	89	90		
91	92	93	94	95	96	97	98	99	100		

Letter of the Day
Rhyme Time
Color
Shay
Letters & Rh

Children who attended a high quality preschool are:

40%

less likely to become teen parents

50%

less likely to be referred for special education

70%

less likely to be arrested for a violent crime

County-wide Preschool Access Gaps

All Children



■ Served ■ Unserved

Children in Poverty



■ Served ■ Unserved

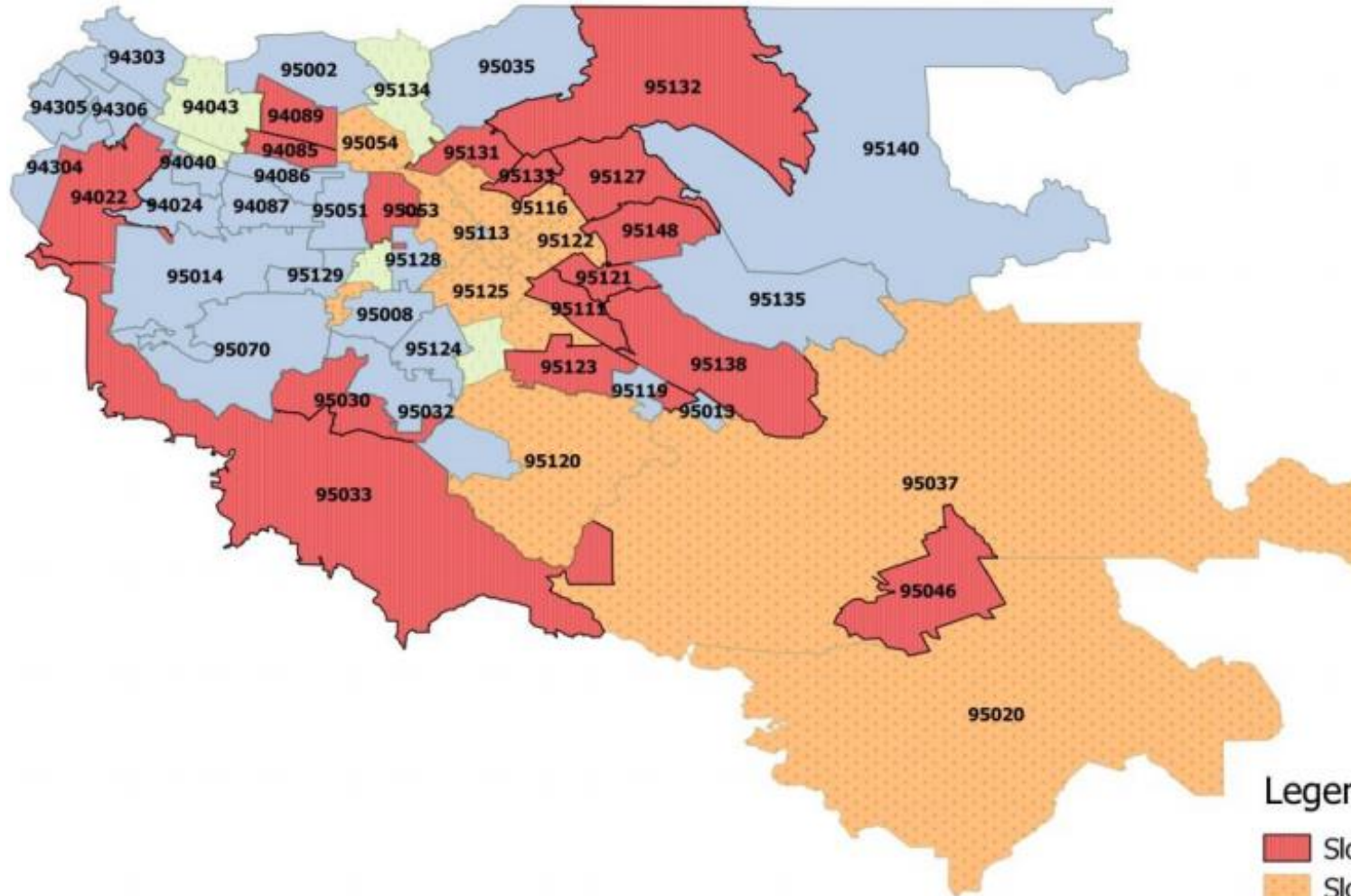
“Affordable” child care costs 7% of family income

Average cost of a licensed pre-school slot- \$11,991

Average cost of a licensed infant-toddler slot- \$16,375

A family must earn **\$171,300** to make fulltime licensed care for one preschooler affordable in Santa Clara County

EARLY EDUCATION



Legend

- Slots for <34% of Population
- Slots for 34-54% of Population
- Slots for 55-74% of Population
- Slots for 75%+ of Population

EARLY EDUCATION

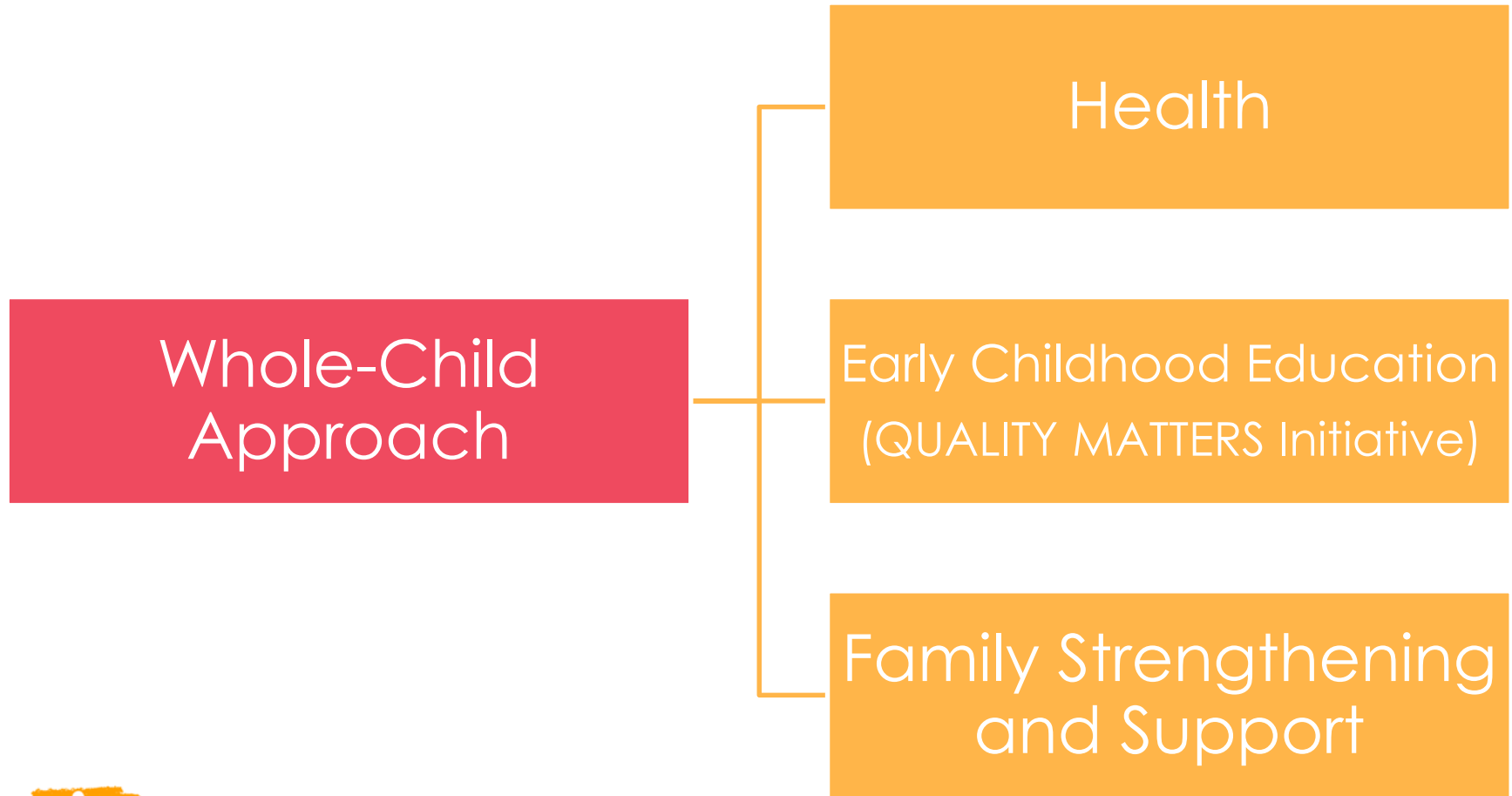
STRONG START



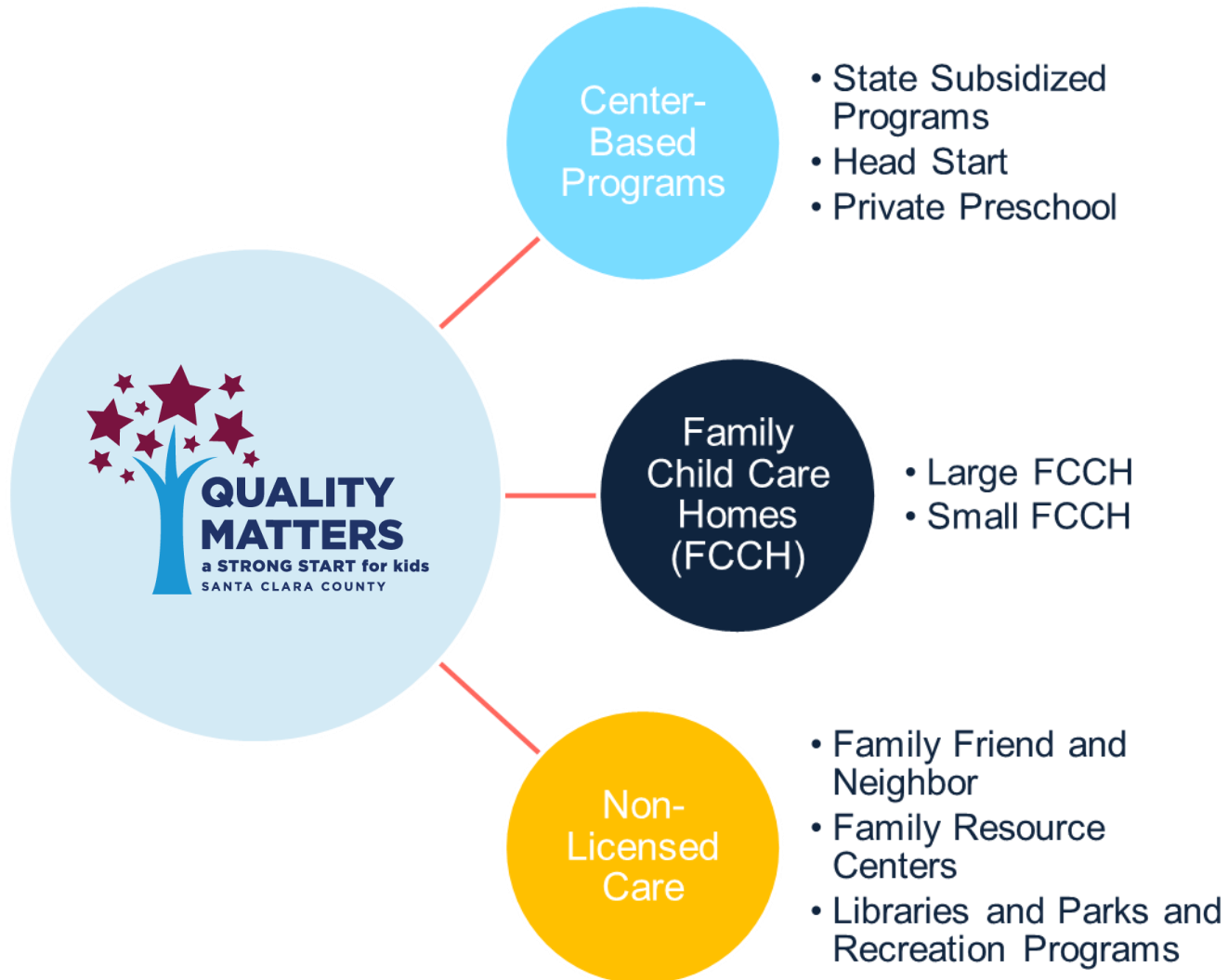


Wendi Mahaney-Gurahoo
Deputy Chief of Early Learning
FIRST 5 Santa Clara County

SANTA CLARA COUNTY'S BIRTH THROUGH AGE 8 SYSTEM - WHOLE CHILD APPROACH



INTRODUCTION TO QUALITY MATTERS... A STRONG START FOR KIDS



SEEDS OF LEARNING

Nationally recognized model created by Kate Horst, based on current research in early childhood education, child development, emergent literacy, and effective teaching.

Core Components:

- SEEDS Quality Interactions
 - Sensitivity, Encouragement, Education, Development through doing and Self-Image
- The BIG 5 Early Literacy Predictors
 - Language | Phonological Awareness | Print | Alphabet | Vocabulary
- Utilizes validated assessment tools
 - The Child/Home Early Language and Utilizes validated assessment tools
 - Literacy Observation Tool (CHELLO)
 - Individual Growth and Development Indicators (IGDI)
 - Phonological Awareness Literacy Screening for Preschoolers (PALS-PreK)





Quality Matters Partners



CITY OF SAN JOSÉ EARLY EDUCATION PARTNERS



EARLY EDUCATION

How might Thanh's experience change if we:

- Ensured that all programs implemented quality standards
- Worked to add more preschool enrollment opportunities?



- Enrolled in preschool in his neighborhood
- Made great strides learning English
- Was screened for learning disabilities in preschool
- Assessment showed he was ready to enter Kindergarten!

BRAIN QUEST BREAK!

What is the third month of the year?

March

October

February





LEARNING AT GRADE LEVEL

**EXPANDING EDUCATION
BEYOND THE SCHOOL DAY**

**HALF OF SAN JOSE 3RD GRADERS
CAN READ AT GRADE LEVEL**

MEET MERCEDES!



- 7 years old
- Speaks Spanish at home
- Lives with aunt, brother and cousins
- Loves drawing and soccer, but struggles with reading and relationship building at school
- Relies on free/reduced breakfast and lunch at school
- Before school: SJ Learns program



Dr. Hilaria Bauer
Superintendent
Alum Rock Union School District



SJ Learns in Alum Rock Union School District



Focus on Kindergarten: sight words and number operations



434 Students served at six schools



Daily student assessments to understand progress



Instruction time: 5 hours per day, 5 days per week



85% Free & Reduced Lunch



LEARNING AT GRADE LEVEL: SJ LEARNS

Exhibit 11. iReady: Pre and Post Reading Placement Level (Kindergarten, ARUESD)

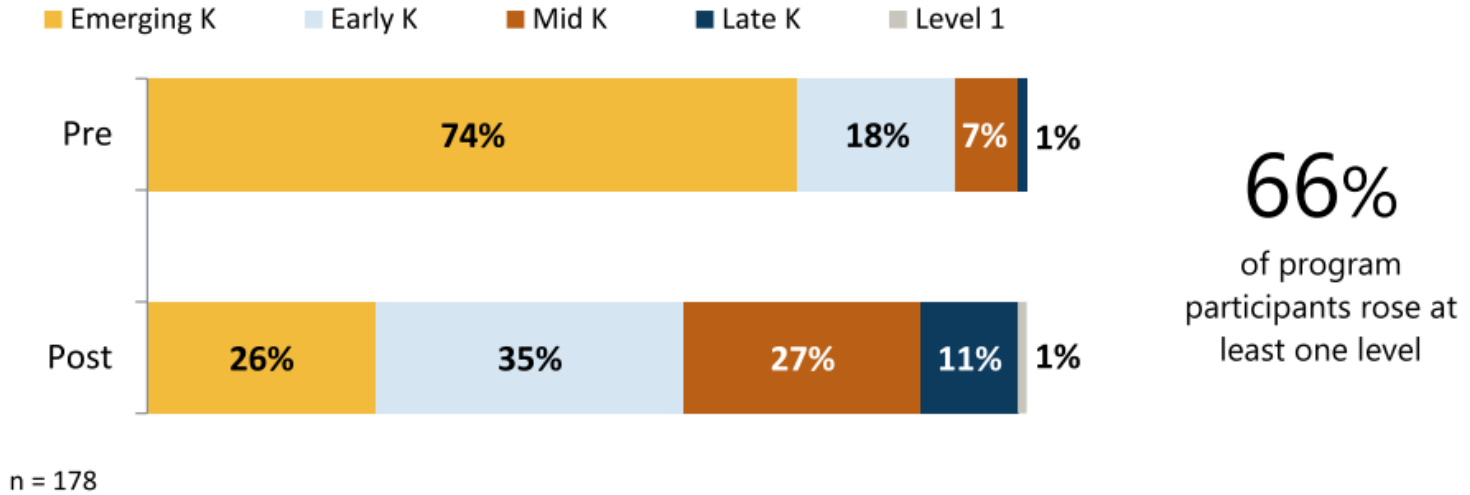
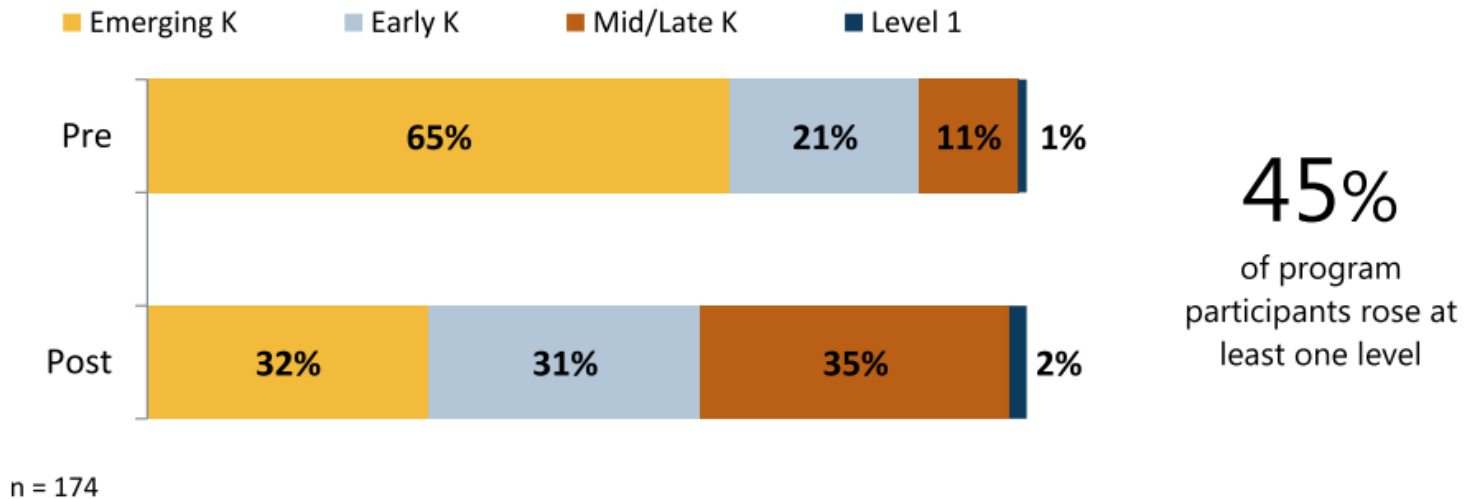


Exhibit 12. iReady: Pre and Post Math Placement Levels (Kindergarten, ARUESD)





Mara Wold

Regional Lead | Region 5 Expanded Learning Partnerships
Monterey County Office of Education



VISION STATEMENT

“California’s Expanded Learning Programs are an *integral part* of young people’s education, engaging them in *year-round learning* opportunities that prepare them for *college, career, and life.*”

Parents in California strongly support afterschool programs

86%

Support public funding of afterschool programs

82%

Say that afterschool programs help them keep their jobs

72%

Say afterschool programs excite children about learning

80%

Say that afterschool programs reduce the likelihood that children will engage in risky behavior

SUPPLY OF AFTERSCHOOL PROGRAMMING IN CALIFORNIA

1,661,374

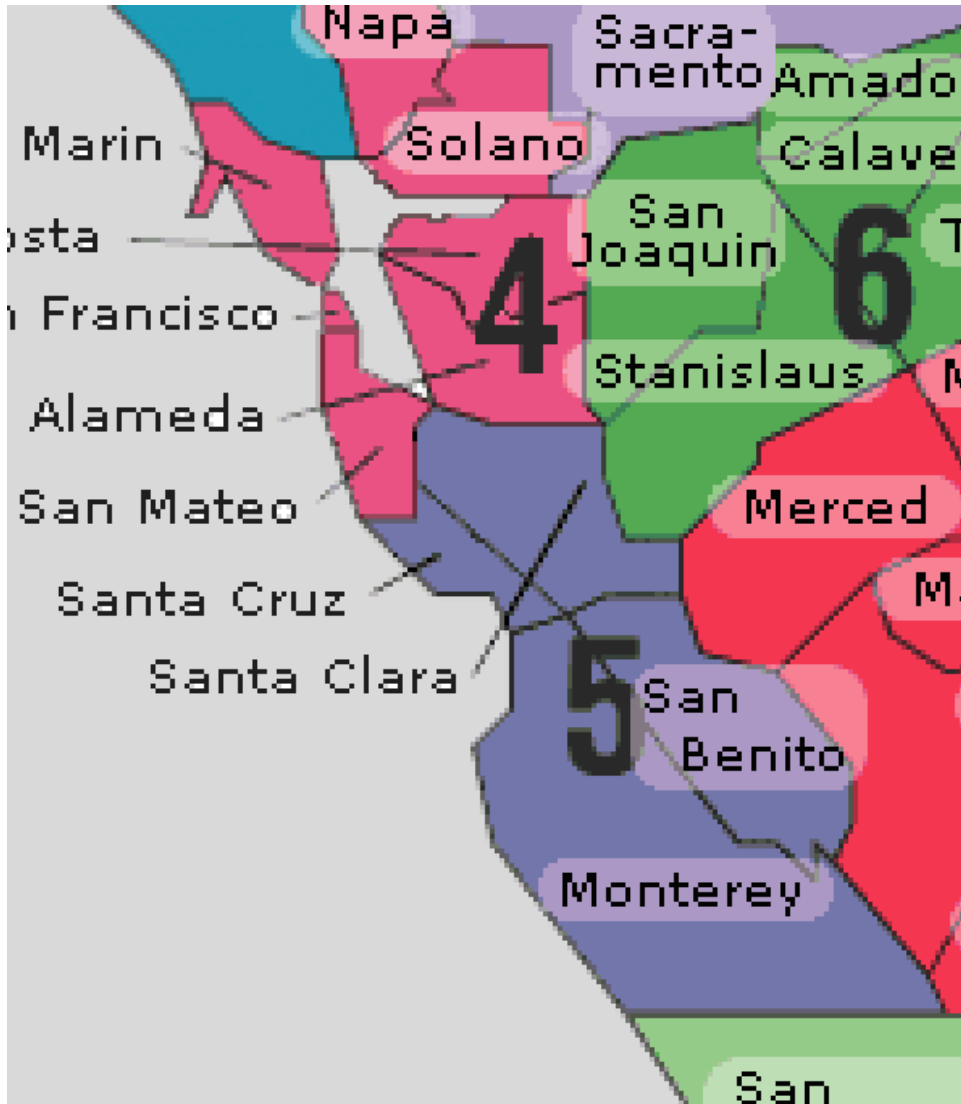
Students are **enrolled** in afterschool

2,435,254

Students are **waiting** for an available program

1,247,699

Students are **alone and unsupervised** after school



241 sites

After School Education & Safety (ASES)

21st Century Community Learning Centers (21st CCLC)





\$20.4
MIL

SANTA CLARA COUNTY
TK-12th GRADE



\$16.2
MIL

SAN JOSE
TK-12TH GRADE



11,000

SAN JOSE YOUTH
SERVED DAILY

NUMBER OF STUDENTS SERVED PER SITE | COST OF QUALITY

After School Education Safety
(ASES) - STATE

Grades K-8

\$8.19/student/day

\$2.73/student/hour

21st Century Community Learning
Centers (CCLC) - FEDERAL

Grades K-8

\$7.50/student/day

\$2.50/student/hour

84

Elem.

138

HS

111

Middle

Grades 9-12

\$10/student/day

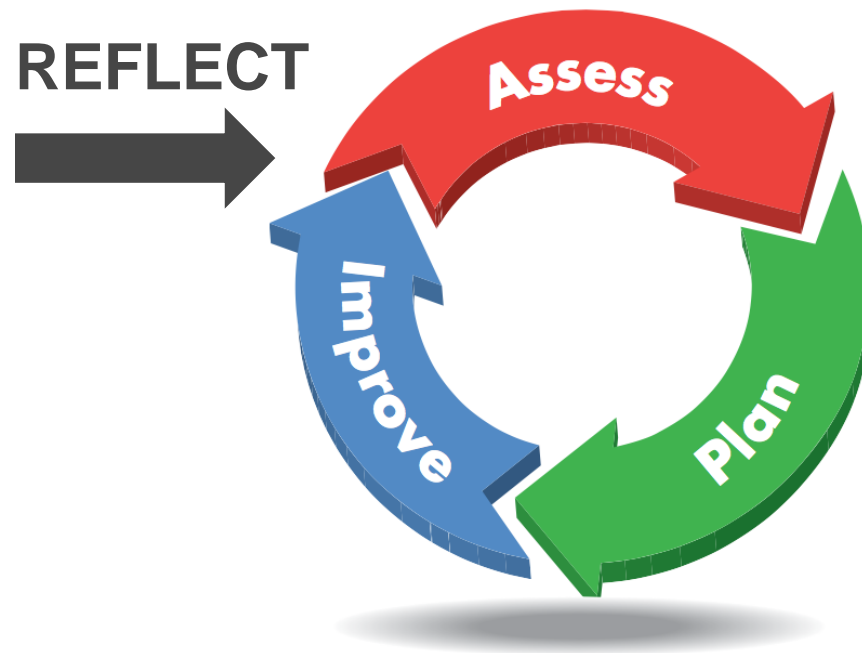
\$3.33/student/hour

Point of Service

1. Safe + supportive environment
2. Active + engaged learning
3. Skill building
4. Youth voice + leadership
5. Healthy choices + behaviors
6. Diversity, access + equity

Programmatic

7. Quality staff
8. Clear vision, mission + purpose
9. Collaborative partnerships
10. Continuous quality improvement
11. Program management
12. Sustainability



OPPORTUNITY: WE ALL PLAY A ROLE



BOYS & GIRLS CLUBS
OF SILICON VALLEY



Santa Clara County



After School Collaborative



think
TOGETHER

techbridge girls™

Excite, Educate and Equip Girls through STEM



UC | University of California
CE | Agriculture and Natural Resources

Mount Pleasant
Elementary School District



San José Public Library



BAY AREA
WILDERNESS
TRAINING

HELPING YOU GET
YOUTH OUTDOORS!



The Tech
Museum of Innovation



***“Coming together is a beginning;
Keeping together is progress;
Working together is success.”***

-Henry Ford



Regan Suhay

Co-Founder, Denver Afterschool Alliance

Afterschool Provider Liaison, City + County of Denver

Denver Looking Back

Started in 2002 to address their student achievement gap.

First launched Denver Quality Afterschool Connection

- Evolved into the **Denver Afterschool Alliance**
 - Grounded in City of Denver Department of Children's Affairs
 - Focus on **quality** programming and collaboration



Quality Brings Denver Together

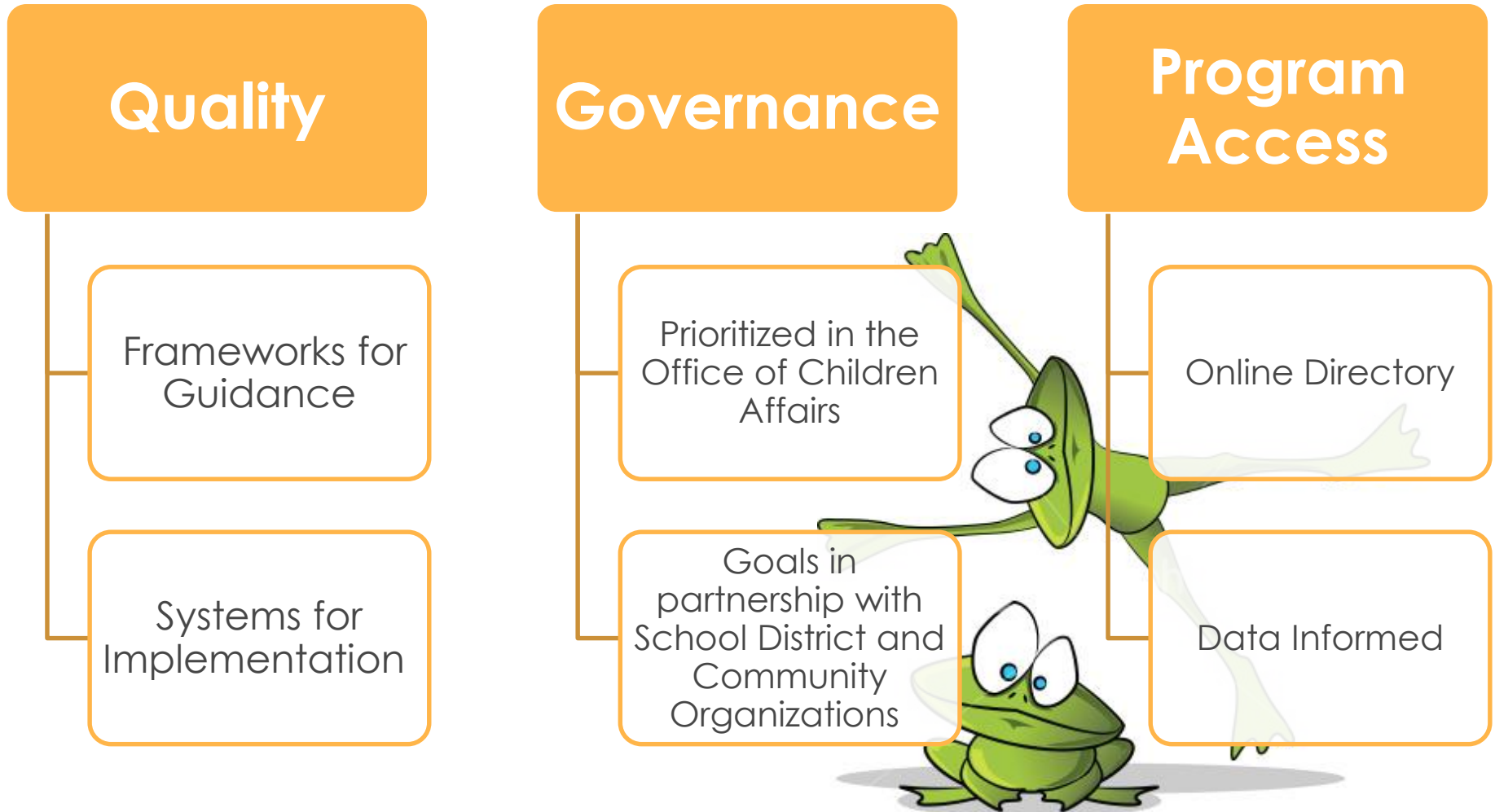
Quality Pillars

Sound Fiscal Practice	Safety	Accessibility and Belonging
Opportunities to Learn and Lead	Continuous Improvement	Partnership

Collaborative Produces

- Quality constructs - frameworks for guidance and systems for implementation
- Data Informed and Data Sharing
- Professional and Technical Assistance

Learning From Denver's Evolution



LEARNING AT GRADE LEVEL: INPLAY SAN JOSE!

The screenshot shows the InPlay San Jose website. At the top, the browser address bar displays <https://www.inplay.org/us/ca/san-jose>. The website header includes the InPlay logo, "San Jose", and a "Sign Up" link. The main banner features a group of five children in costumes (Batman, Adidas, Grinch, soccer jersey, and pink hoodie) with confetti falling around them. A "Learn More" button is positioned below the "San José Public Library" logo. A central blue button with a magnifying glass icon says "Find Local Activities". At the bottom, a horizontal menu contains six categories: "Free & Discount" (with a gift icon), "Reading & Writing" (with a child reading icon), "Art & Dance" (with a dance icon), "Sports" (with a soccer ball icon), "Science" (with a child at a microscope icon), and "Youth 14+" (with a group of children icon).

LEARNING AT GRADE LEVEL

How might Mercedes' experience change if we:

- expanded learning opportunities beyond the school day
- created a baseline for student success
- increased awareness of expanded learning opportunities for families?



- Aunt found PRNS ROCK program through InPlay website
- Experienced positive adult relationships through mentoring programs
- Attended a STEM & literacy based summer camp
- Started 4th grade at grade level in math and reading!

BRAIN QUEST BREAK!

What type of rocks are formed from volcanoes?

Sedimentary

Igneous

Metamorphic



PATHWAYS TO POST- ACADEMIC SUCCESS

GRADUATING READY FOR COLLEGE & CAREER

75% OF SANTA CLARA COUNTY HIGH SCHOOL
GRADUATES GO ON TO A 2 OR 4 YEAR
INSTITUTION WITHIN 16 MONTHS OF
GRADUATION.

MEET KESHAV!

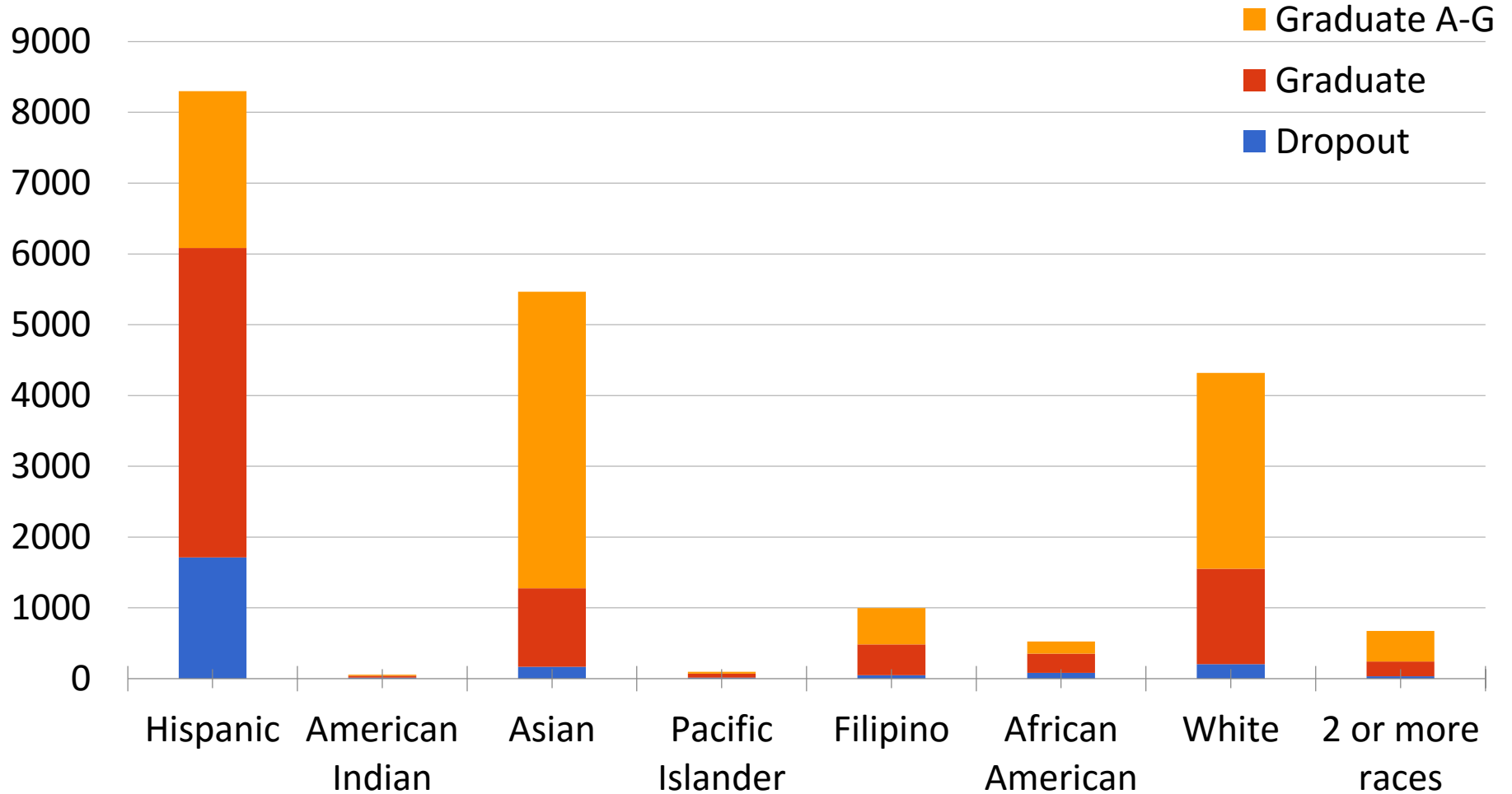


- 14 years old
- Lives with mom, dad and sister
- Loves video games, and is excited about robotics and programming
- Thinks about college, but worries about cost
- Utilizes coding classes at Education Park library branch
- Uses community computers to complete his homework
- Parents both have some college experience but don't have degrees.



Mary Ann Dewan, Ph.D.
Superintendent
Santa Clara County Office of Education

Santa Clara County Graduation Rates





In 2016, only 43% of foster youth graduated from high school on time

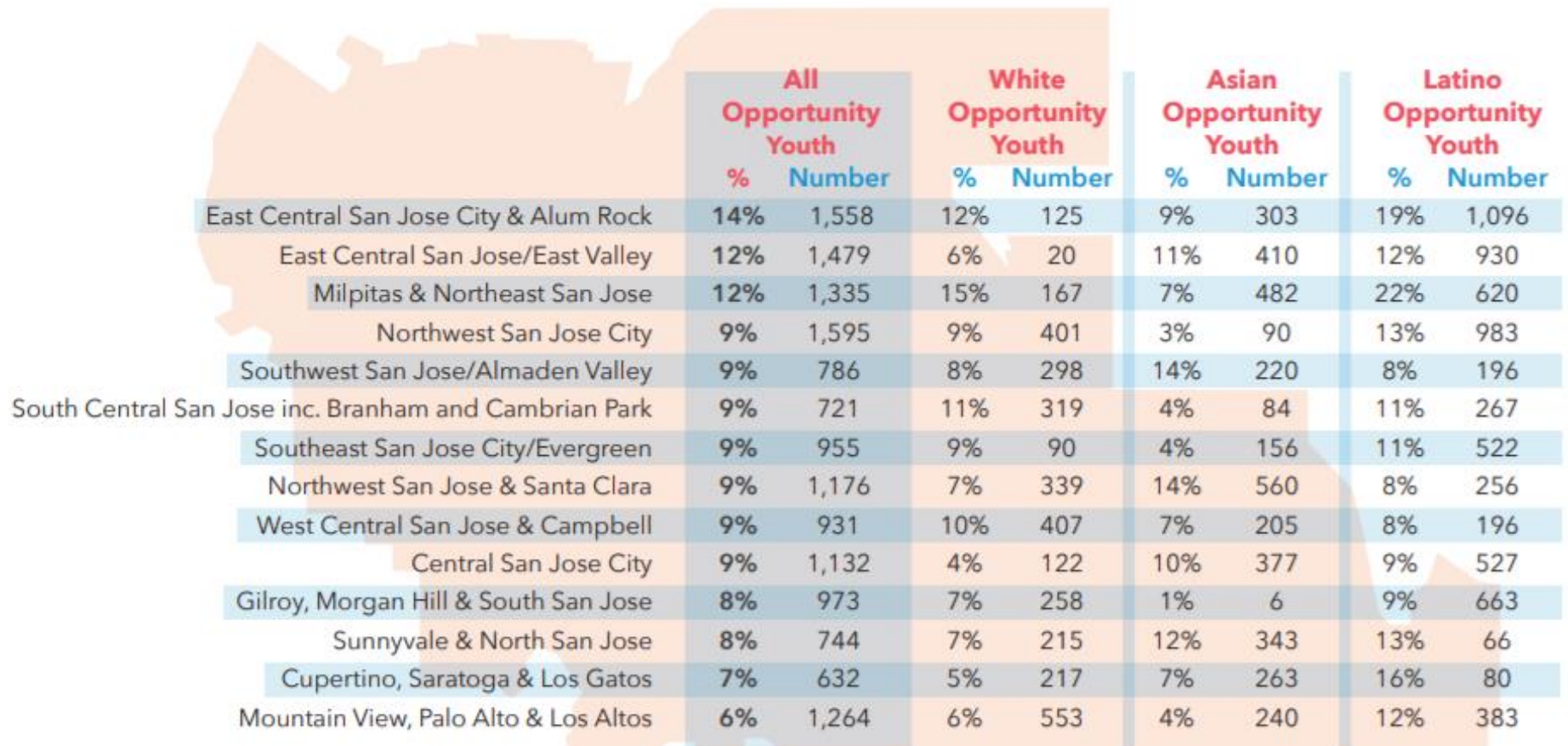
Opportunity Youth:

Youth (ages 16-24) that are disconnected; not enrolled in school and not employed

15,281 Opportunity Youth in Santa Clara County
between 2011-2015¹

¹ Kids in Common Databook. 2018.

OPPORTUNITY YOUTH



	All Opportunity Youth		White Opportunity Youth		Asian Opportunity Youth		Latino Opportunity Youth	
	%	Number	%	Number	%	Number	%	Number
East Central San Jose City & Alum Rock	14%	1,558	12%	125	9%	303	19%	1,096
East Central San Jose/East Valley	12%	1,479	6%	20	11%	410	12%	930
Milpitas & Northeast San Jose	12%	1,335	15%	167	7%	482	22%	620
Northwest San Jose City	9%	1,595	9%	401	3%	90	13%	983
Southwest San Jose/Almaden Valley	9%	786	8%	298	14%	220	8%	196
South Central San Jose inc. Branham and Cambrian Park	9%	721	11%	319	4%	84	11%	267
Southeast San Jose City/Evergreen	9%	955	9%	90	4%	156	11%	522
Northwest San Jose & Santa Clara	9%	1,176	7%	339	14%	560	8%	256
West Central San Jose & Campbell	9%	931	10%	407	7%	205	8%	196
Central San Jose City	9%	1,132	4%	122	10%	377	9%	527
Gilroy, Morgan Hill & South San Jose	8%	973	7%	258	1%	6	9%	663
Sunnyvale & North San Jose	8%	744	7%	215	12%	343	13%	66
Cupertino, Saratoga & Los Gatos	7%	632	5%	217	7%	263	16%	80
Mountain View, Palo Alto & Los Altos	6%	1,264	6%	553	4%	240	12%	383

Note: Due to low population numbers, the percentages for African American youth are not stable enough to be included on this table. County-wide, 12% of African American youth (539) are Opportunity Youth.

¹ Kids in Common Databook. 2018.

YOUTH IN CITY OF SAN JOSE

Foster care

Poverty

Gang Violence



Homelessness

Food Insufficiency



San Jose

EAST SIDE

The Hub

591 N. King Road
San Jose, CA 95133

ConXion

749 Story Road
San Jose, CA 95122

DOWNTOWN

Washington Youth Center
921 S. First Street
San Jose, CA 95110

Additional Locations

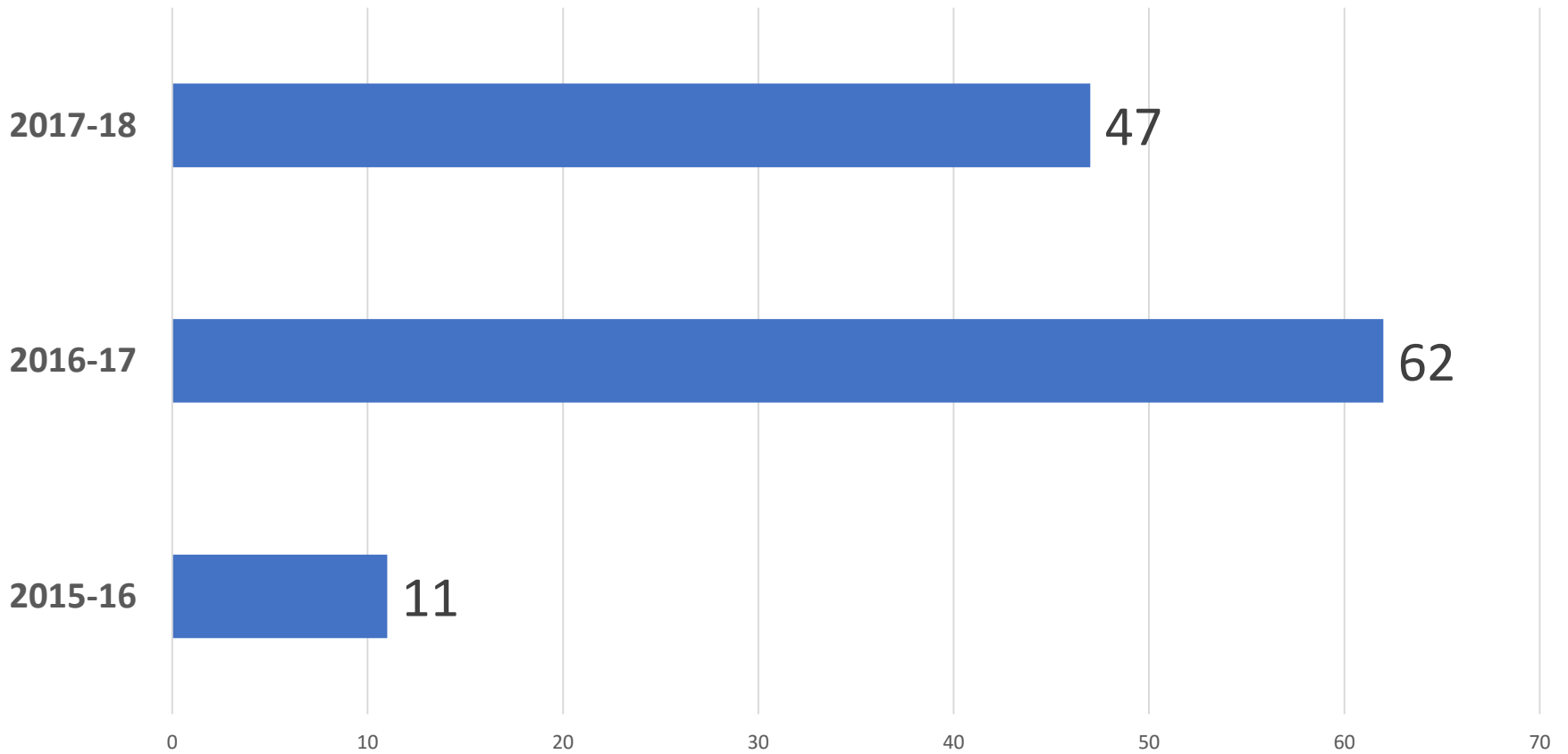
Sobrato

512 Valley Way
Milpitas, CA 95035

South County

7680 Monterey Road
Suite 101
Gilroy, CA 95020

OYA Graduates



GRADUATING READY FOR COLLEGE & CAREER



Israel Canjura

Community Services Supervisor
Parks, Recreation, and Neighborhood Services

Monique Melchor
Director, work2future
Office of Economic Development



SJ WORKS

A Partnership of:



SAN JOSE
**PARKS, RECREATION &
NEIGHBORHOOD SERVICES**

work²futureSM
opportunity • jobs • success



**Mayor's Gang
Prevention Task Force**

Since 2015:



Nearly 2,200 Youth Served

San Jose Works 3.0 – Ended April 2018



375 subsidized younger youth served during summer 2017

- **235** career pathways placement
 - Information Technology
 - Manufacturing
 - Construction
 - Health Care
 - Business

Since 2015:



SJWorks Continued

- **140** youth served from MGPTF gang hot spots
 - Community Centers
 - Parks
 - Libraries
 - MGPTF partner Community Base Organizations (Boy's and Girl's Club, Catholic Charities, Firehouse, YMCA etc.)



550 unsubsidized older youth served

GRADUATING READY FOR COLLEGE & CAREER

Since 2015: Nearly 2,200 Youth Served



Pay Day!!!



Goals for SJ Works 4.0 – Starting May 2018



Serve 1,000 Youth

Program Enhancements

- College Promise scholarships
- Online tool for job readiness
- Expand connections through CaJobs
- Expand community relationships like JUMA
- BizCamp for 25 youth
- Expand current financial offerings

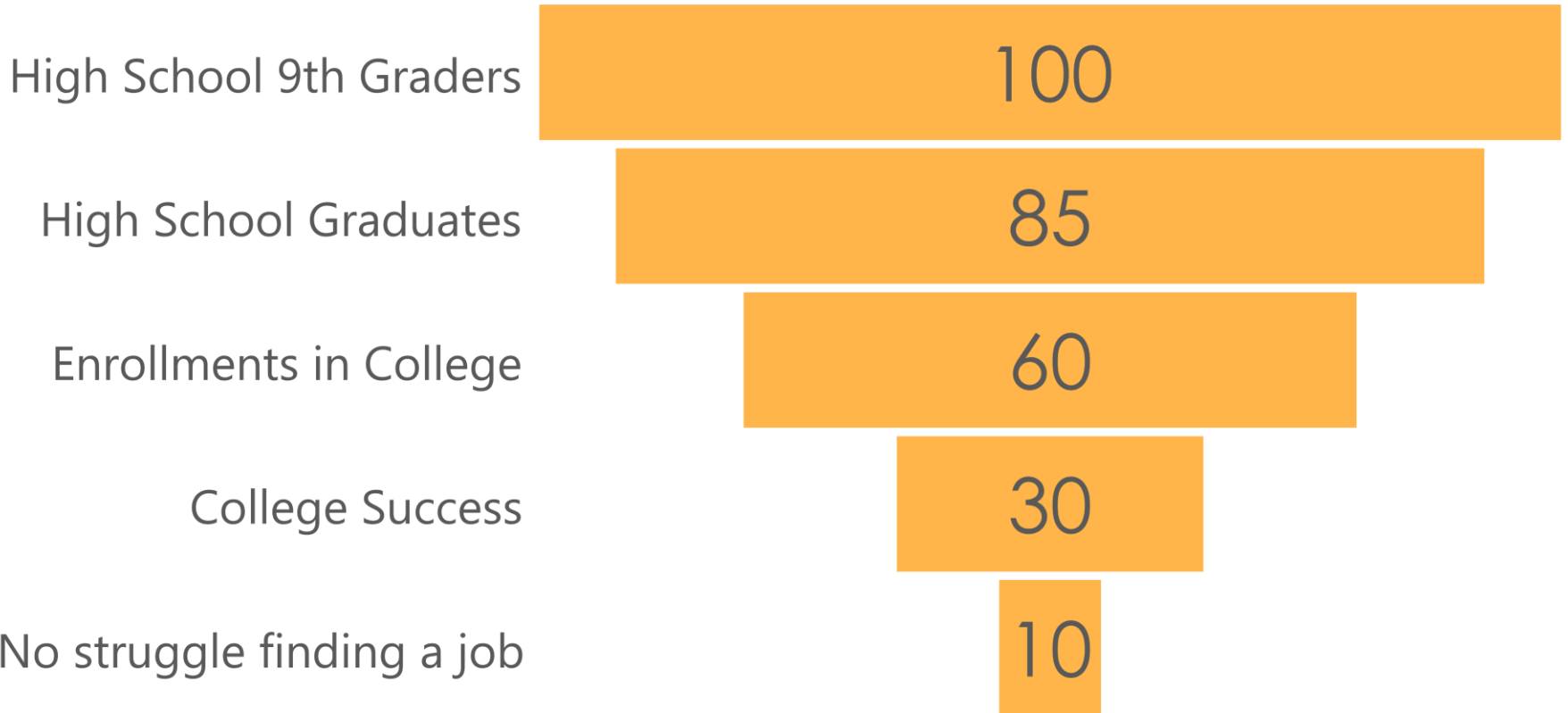


Ingrid Holguin

Policy Advisor of Strategic Partnerships
Office of Mayor Sam Liccardo

 **SJ PROMISE** College & Career Readiness & Success

Outlook for San Jose Ninth Graders



 **SJ PROMISE** College & Career Readiness & Success

College Readiness Identity & Ability	College Success Resources & Support	Career Pathways Skills & Credentials
Dual Enrollment	College Promise Scholarship	Internships and work experience
College Promise Online	Mentoring	In-demand occupations
Summer Bridge Program	Wrap-around services	Pathways to a 4-year

EXPANDING ACCESS TO READINESS TOOLS: LRNG

LRNG Discovery Dashboard

college


8 Results for college/San Jose

Content (7) Categories (0) Organizations (0) Networks (1)

Follow


Filter by Interest Category

Showing: Content




Fill out a college application

San Jose Public Library
[Career & Job Readiness]




Ace Your Application!

San Jose Public Library
[Career & Job Readiness]




Write Your Admissions Essay

San Jose Public Library
[Career & Job Readiness]




Application Ace

San Jose Public Library
[Career & Job Readiness]




Find A Major

San Jose Public Library
[Career & Job Readiness]



re-search



2

EXPANDING ACCESS TO READINESS TOOLS: LRNG



Find A Major →



Fill out a college application →



Write Your Admissions Essay →



Fill out your FAFSA →



Research Skills →



Playlist Opportunity

[View Opportunity Rules ↗](#)

Applying for college can sometimes be intimidating- it can be hard to know where to start. This playlist gets you ready to ace your college applications, making it easier to write your admissions essay, apply for financial aid, and choose the best major for you!

INTEREST CATEGORIES

[Career & Job Readiness](#)

SHARE THIS PLAYLIST



Earn this Badge



Application Ace

EXPANDING ACCESS TO READINESS TOOLS: LRNG

The screenshot displays the LRNG Discovery Dashboard interface. At the top left, the LRNG logo is followed by 'Discovery' and 'Dashboard' tabs. A search bar on the top right contains the text 'college'. Below the search bar, it says 'Showing: All'. The main content area is a grid of ten resource cards, each with a unique icon, title, provider, and associated skills.

Card Title	Provider	Skills
Work Readiness	work2future Foundation	[Career & Job Readiness]
Job Search	work2future Foundation	[Career & Job Readiness]
Build Your LinkedIn	work2future Foundation	[Career & Job Readiness] [Writing & Communication]
Job Search	work2future Foundation	[Career & Job Readiness]
LinkedIn Profile	work2future Foundation	[Career & Job Readiness]
Work Readiness	work2future Foundation	[Career & Job Readiness]
1-Build Your LinkedIn Profile	LRNG Sandbox	[Career & Job Readiness] [Writing & Communication]
Digital Sharing	LRNG Sandbox	[Career & Job Readiness] [Technology & Computer Science]
Teamwork & Collaboration	LRNG Sandbox	[Career & Job Readiness]
CAPSTONE: Teamwork & C...	LRNG Sandbox	[Career & Job Readiness]

GRADUATING READY FOR COLLEGE & CAREER

How might Keshav's experience change if we:

- created more self-directed learning opportunities for youth
- paired learning opportunities with real, tangible incentives like internships
- create a microsolarship program for middle and high school students?



- Accessed self-directed learning experiences through LRNG
- Worked with CS professionals to develop hard and soft industry skills
- Referred his best friend to SJ Works
- Earned microsolarships for college & related expenses prior to HS graduation
- Learned how to sign himself up for the SAT and got free prep materials because he completed an LRNG challenge

BRAIN QUEST BREAK!

Who was the 26th US President?

Theodore Roosevelt

Rutherford B Hayes

Calvin Coolidge





PROGRAM & GOVERNANCE RECOMMENDATIONS

Establish evidence-based quality standards for all programs that are City-funded, sponsored, or endorsed;

- Work in collaboration with all partners to determine appropriate standards,
- Align program standards with existing program standards and assessments whenever possible

Direct staff to **establish and convene an expanded learning collaborative** network that engages City, County, community, and school agencies.

Return to Council with a draft education policy

- clarify the City's role in education
- establishes expected service delivery and reporting requirements
- drafted in partnership with stakeholders and community feedback

Establish a clear framework for annual and programmatic reporting

- Expand the scope of the **Library and Early Education Commission** as the oversight commission for the City's education initiative;
- Establish annual and programmatic reporting through the **Neighborhood Services and Education Committee** and the City Council.

Reimagining the City as a Classroom

