

# (D) 3. Pavement Maintenance Status Report and Funding Strategy Update



**John Ristow**  
Director, DOT

**Jennifer Seguin**  
Deputy Director, DOT



**Frank Farshidi**  
Division Manager, DOT

**Anie Yeh**  
Senior Engineer, DOT

# Pavement Condition Overview

Street Network	Miles	2024 PCI	2025 PCI	Total PCI Change
Major	967	78	76	-2
Local/Neighborhood	1,552	69	73	+4
<b>Combined</b>	<b>2,519</b>	<b>73</b>	<b>74</b>	<b>+1</b>

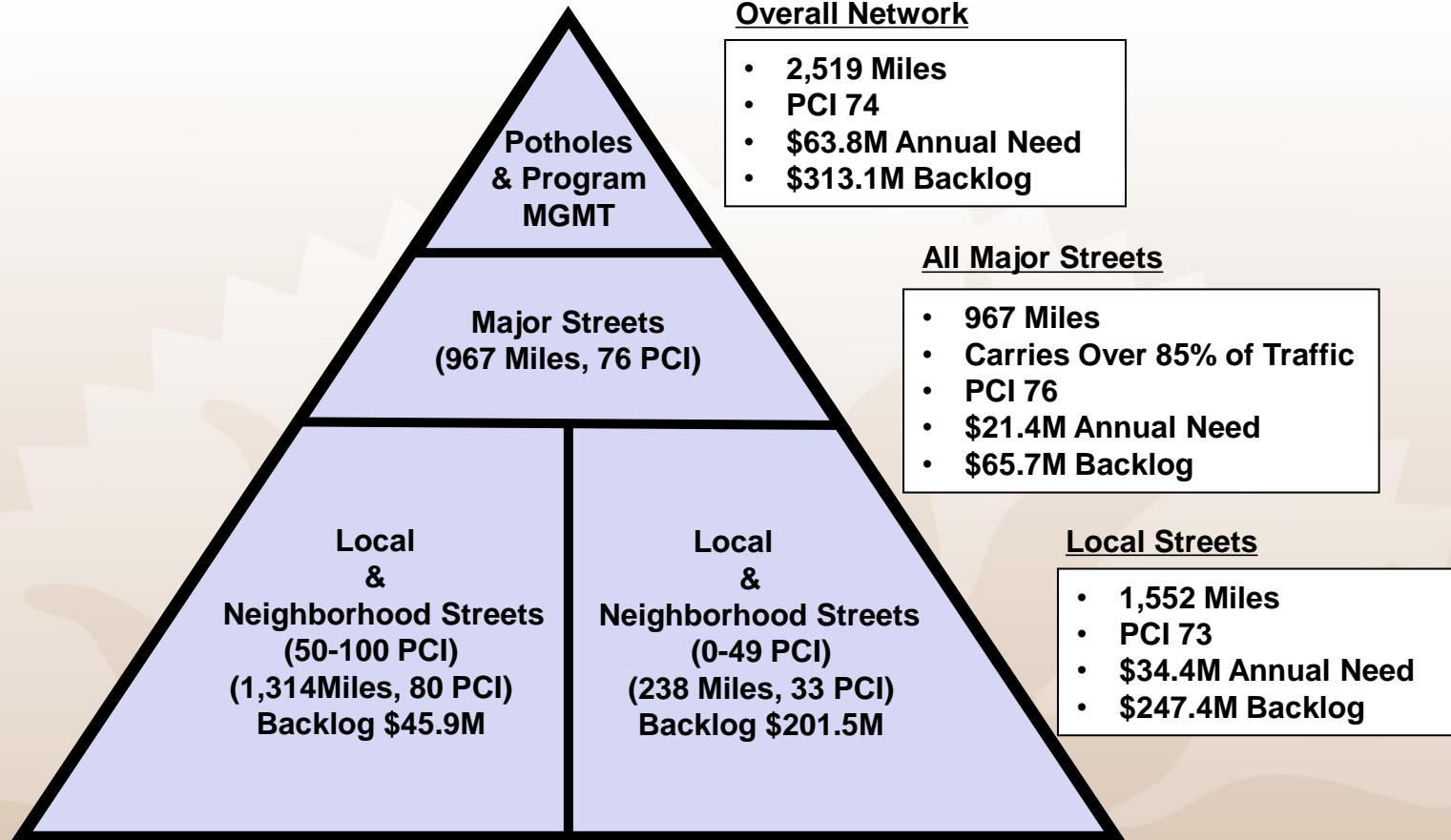
# “Grading” San Jose Street Conditions

<b>Major Streets</b> (967 miles; PCI 76)	
<b>A, B</b> Good to Excellent	<b>68%</b>
<b>C</b> At Risk to Fair	<b>27%</b>
<b>D, F</b> Poor to Failed	<b>5%</b>

<b>Local Streets</b> (1552 miles; PCI 73)	
<b>A, B</b> Good to Excellent	<b>64%</b>
<b>C</b> At Risk to Fair	<b>21%</b>
<b>D, F</b> Poor or Failed	<b>15%</b>

“Grades” based on 2025 PCI Ratings

# Pavement Needs and Funding



## Overall Network

- 2,519 Miles
- PCI 74
- \$63.8M Annual Need
- \$313.1M Backlog

## All Major Streets

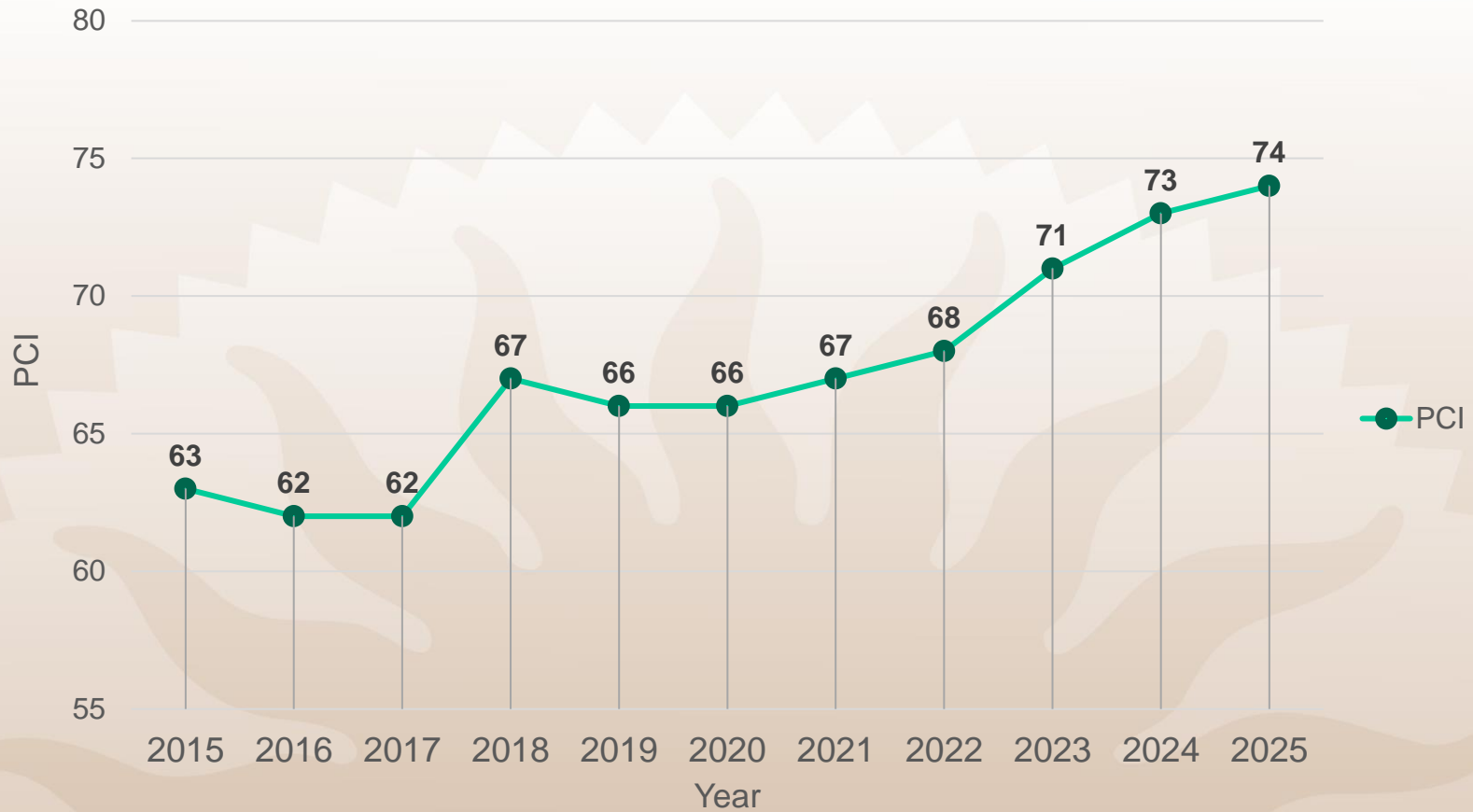
- 967 Miles
- Carries Over 85% of Traffic
- PCI 76
- \$21.4M Annual Need
- \$65.7M Backlog

## Local Streets

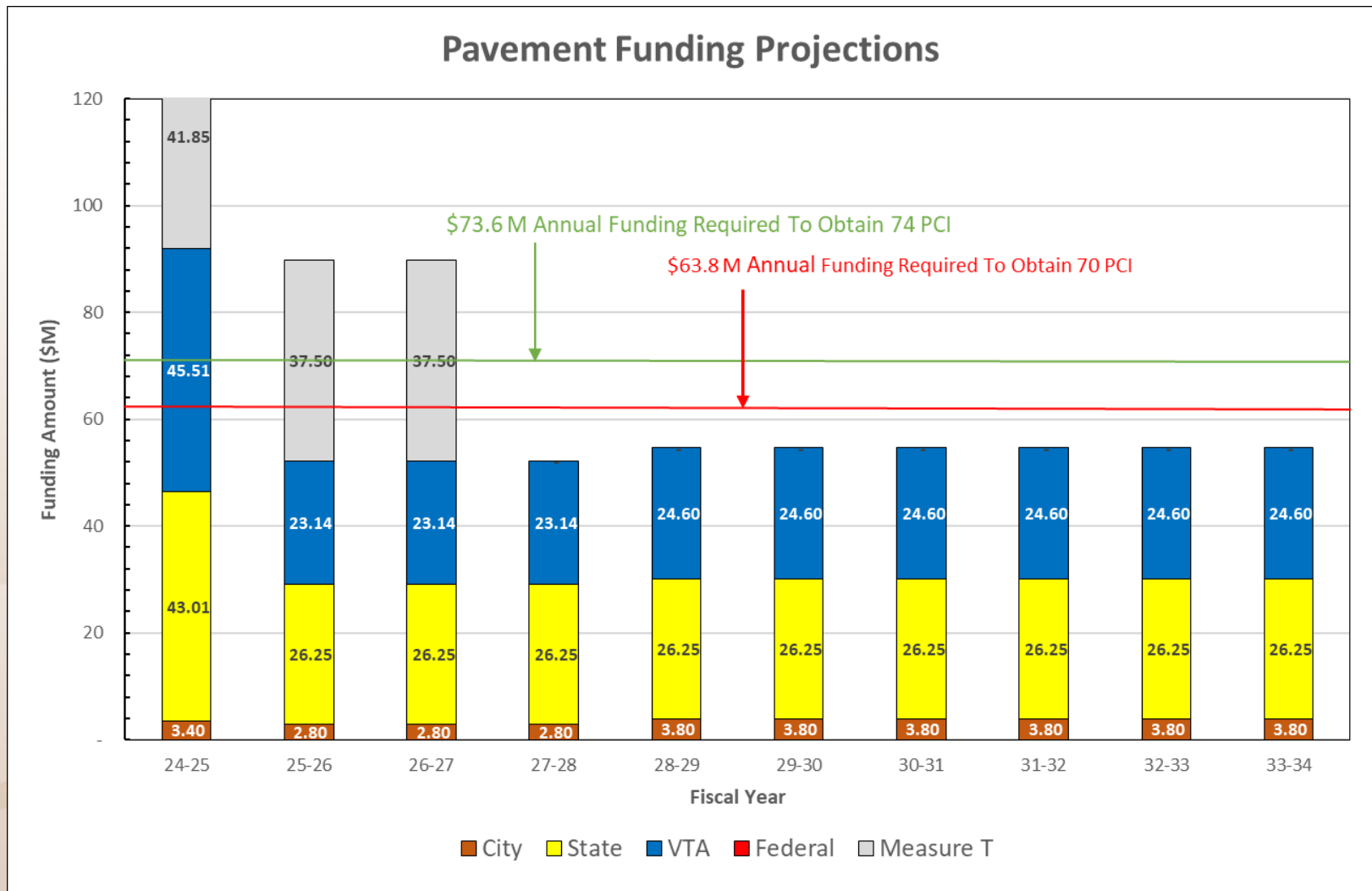
- 1,552 Miles
- PCI 73
- \$34.4M Annual Need
- \$247.4M Backlog

# Pavement Condition Index (PCI) History

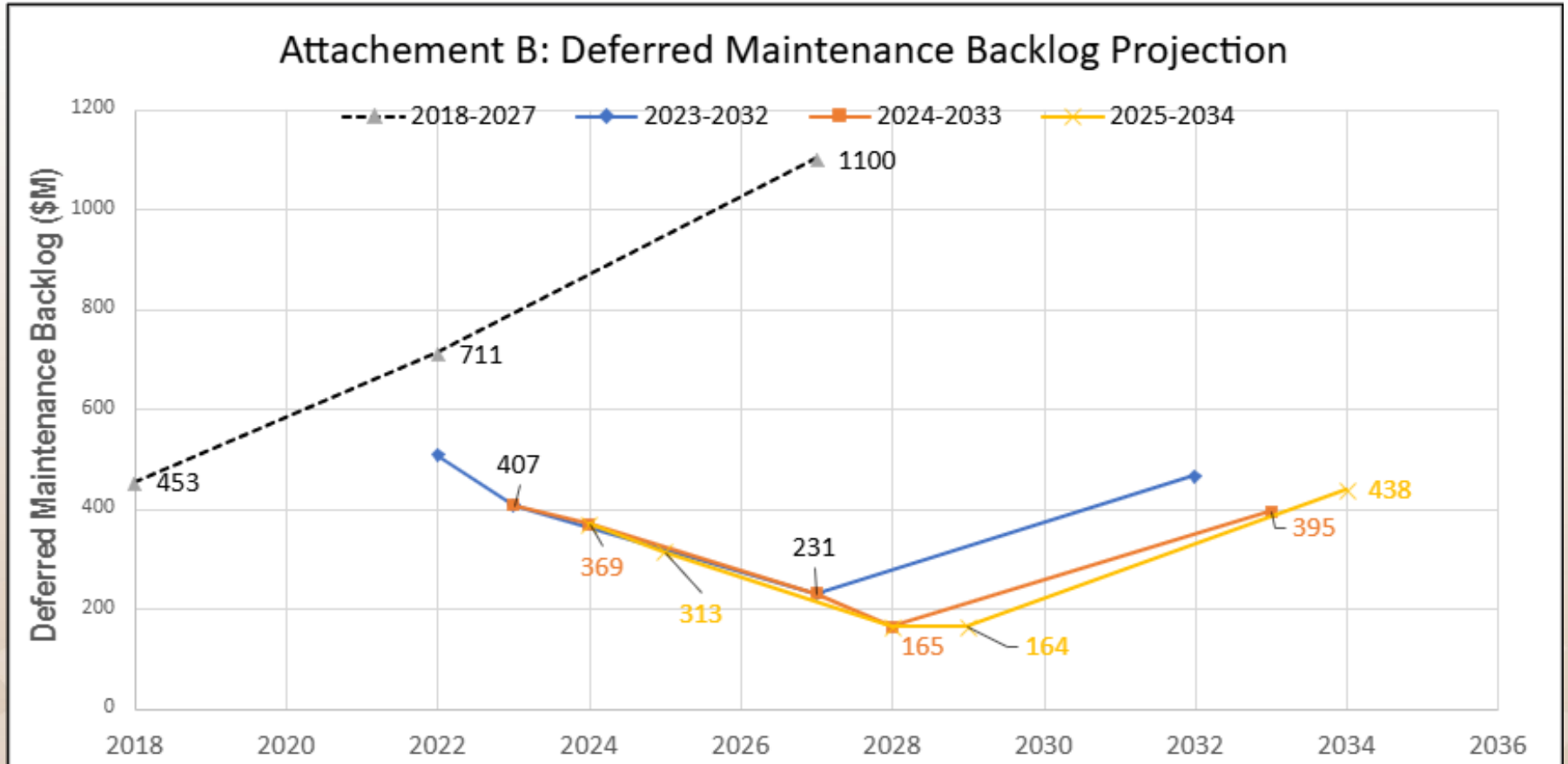
## CSJ Pavement Condition Index History



# 10-Year Funding Status

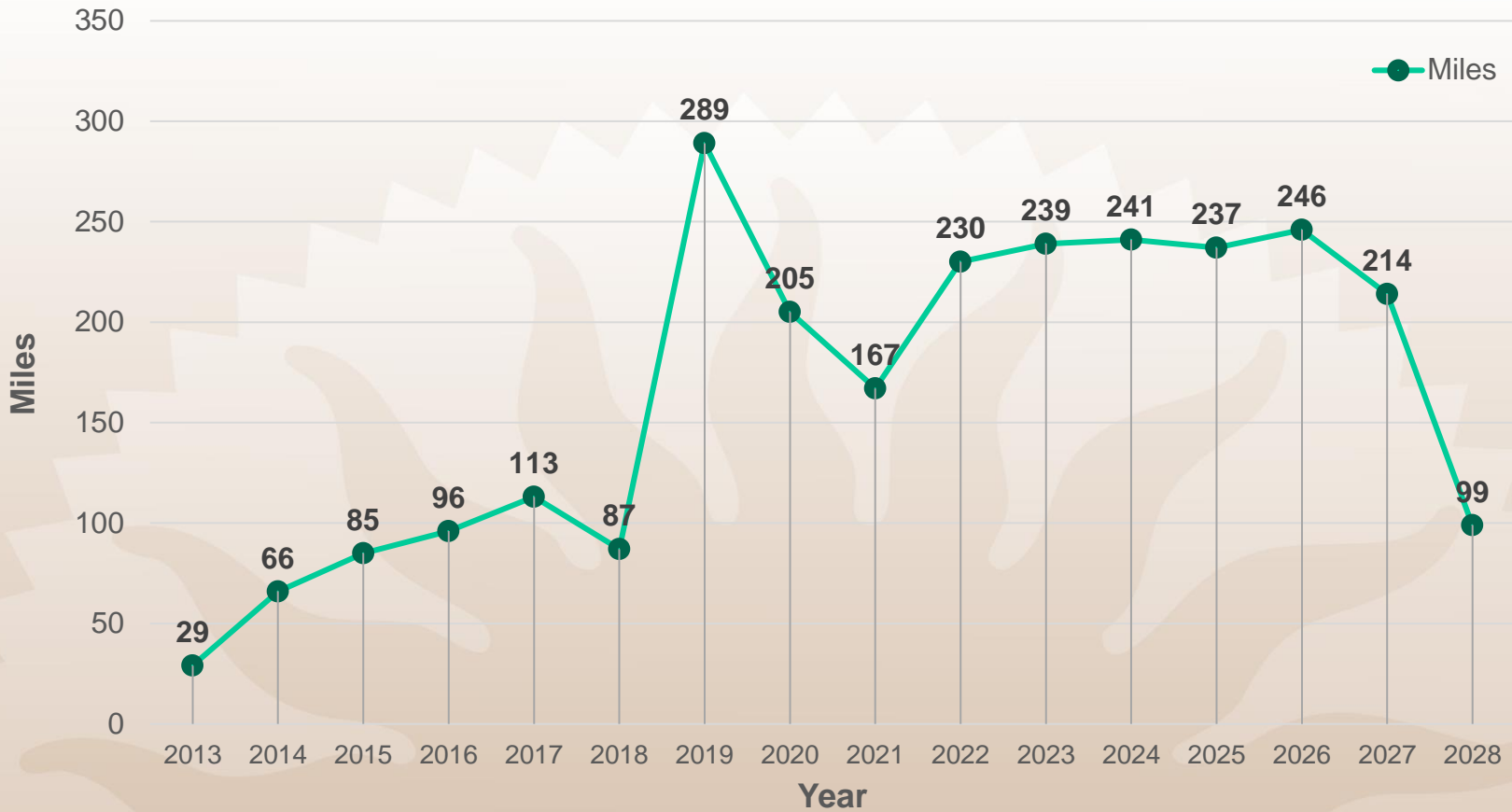


# Cost to Recover Based on Current Funding Level



# Pavement Production History/Planned

## CSJ Pavement Maintenance History (Miles)





# 2025 Pipeline – 33 Projects!

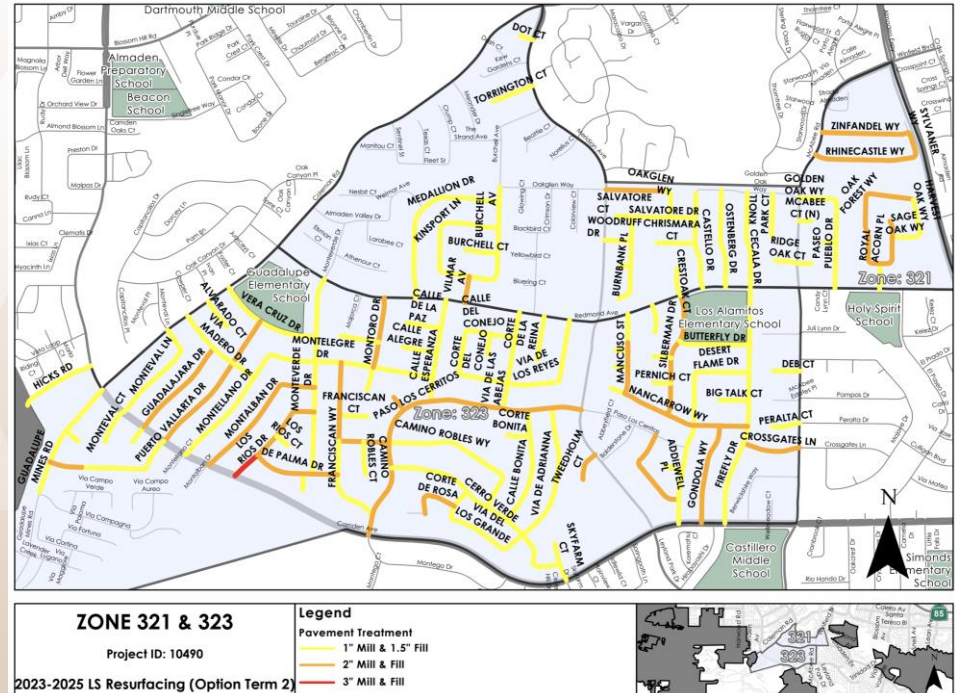
Major Streets Award Date	Project	Miles
November 2024 – March 2025	2025 Major Streets Concrete & ADA Ramp Minor Project #1-5	
March 11, 2025	2025 MS R&R Project	
April 29, 2025	2025 MS Sealing	36
May 20, 2025	2025 MS Resurfacing	20
April 29, 2025	Katherine Ct Pavement Rehabilitation Project	1
	<b>Total Major Streets</b>	<b>57</b>
Local Streets Award Date	Project	Miles
September 2024 – March 2025	2025 LS ADA Ramps #1-15	
March 25, 2025	2025 LS R&R Project	
November 22, 2024	2023-2025 LS Multi-year Resurfacing (Option Term 2)	31
March 11, 2025	2025-2027 LS Multi-year Resurfacing (Initial Term)	30
May 25, 2025	2025 LS Resurfacing East	25
June 3, 2025	2025 LS Resurfacing West	25
May 20, 2025	2025 LS Sealing Project	69
	<b>Total Local &amp; Neighborhood Streets</b>	<b>180</b>
<b>Total Combined Major + Local Streets</b>		<b>237</b>

- 15 Minor Contracts on Local Streets
- 5 Minor Contract on Major Streets

# Local & Neighborhood Streets

## 135 Pavement Maintenance Zones

- Geographically contiguous
- Efficient planning and delivery of paving projects
- Maximize work completed in a neighborhood area
- Provide geographic spread across the City
- Considers Equity Priority Community as a tool in planning phase



# Local & Neighborhood Streets

## 2024 Before and After

**Garces Ave**  
*2024 Sealing*




**Tander Av**  
*2024 Resurfacing*



# Local & Neighborhood Streets

## 2025 Projects

- 15 minor construction projects (prep)
- 6 major construction projects (1 prep, 1 sealing, 4 resurfacing)
- Addresses nearly 180 miles
- Total funding: \$56.5 million
- Focused on maintenance zones “poor and failed” to maximize cost-effective treatment
- Approximately 1,145 miles maintained in 2019-2025 (74% of network)



# Innovation

## *Sustainable & Green Infrastructure*

### Low carbon concrete

- Implemented Global Warming Potential (GWP) threshold for concrete mix designs
- Reduced carbon footprint up to 50% from baseline

### Permeable Interlocking Concrete Pavement (PICP)

- Permeable paver surface built on top of open-graded aggregate-filled openings
- Reduces stormwater runoff and pollutants while providing a strong pavement and longer service life

### City goals:

- Reduce ~5,000 metric tons of CO<sub>2e</sub> emissions from construction of ~12,500 ADA ramps in the next 7 years (equivalent to removing 1,170 cars from the road in a year)
- Pilot PICP project on Katherine Ct



# Public Right-of-Way Accessibility Guidelines

*Full PROWAG adoption anticipated in 2026  
(GSA and Federal DOT already adopted in 2024)*

## New requirements

- Dual directional ramps
- Crosswalk grade (2% or 5%)
- No pedestrian crossing signs



**Budget implications for LS, MS  
and ADA ramp request programs**



# Conclusion

- **Investments have yielded results**
  - Major Street rated as "Good"
  - PCI on Local Streets continued to improve from 60 to 73 since 2018
  - 2027 maintenance backlog decreased by \$935 million due to investment
- **Future pavement funding will decrease**
  - Decrease of 30 percent in 2028
  - Gas tax uncertain with electrification
  - Condition WILL decline
- **DOT ready to deliver**
  - 237 miles of street pavement projects in 2025
  - Building capacity to plan, procure and deliver in 2025 and beyond



Ruby Av, post-resurfacing 2024



San Felipe Rd, post-resurfacing 2024

# (D) 3. Pavement Maintenance Status Report and Funding Strategy Update



**John Ristow**  
Director, DOT

**Jennifer Seguin**  
Deputy Director, DOT



**Frank Farshidi**  
Division Manager, DOT

**Anie Yeh**  
Senior Engineer, DOT