

April 11, 2024

PARKS, RECREATION AND NEIGHBORHOOD SERVICES VOLUNTEER MANAGEMENT PROGRAMS ANNUAL REPORT

NEIGHBORHOOD SERVICES AND EDUCATION COMMITTEE

PRESENTERS:

LETICIA ESPINO

PROGRAM MANAGER

TORIE O'REILLY

DIVISION MANAGER

ANTHONY GONZALEZ

COMMUNITY COORDINATOR

HILDA MORALES

COMMUNITY SERVICES SUPERVISOR

JEREMY SHOFFNER

RECREATION SUPERINTENDENT




SAN JOSE
PARKS, RECREATION &
NEIGHBORHOOD SERVICES
Building Community Through Fun



PARKS, RECREATION, AND NEIGHBORHOOD SERVICES


VOLUNTEER PROGRAMS



**COMMUNITY
SERVICES DIVISION**



**RECREATION
DIVISION**



**PARKS
DIVISION**

PARKS, RECREATION, AND NEIGHBORHOOD SERVICES

VOLUNTEER COORDINATION



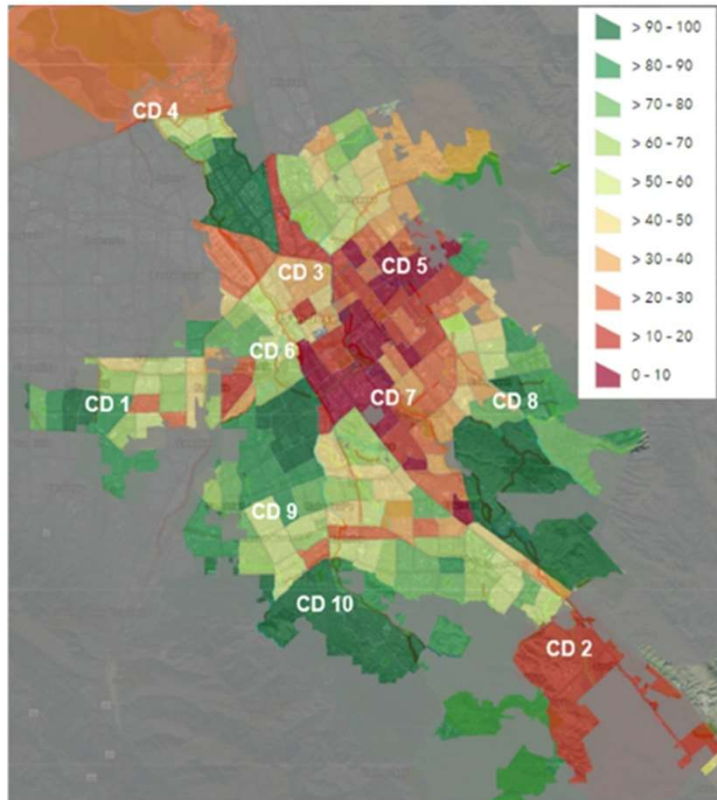
VOLUNTEER HOURS ADDING UP

The Independent Sector stated that in 2022, one (1) hour of volunteer time in California was valued at \$37.32.

Volunteer Hours & Value*	FY 2021-2022		FY 2022-2023	
	Hours	Value	Hours	Value
Senior Nutrition & Special Events	2,352	\$83,637.12	8,903	\$332,259.96
Community Centers	6,926	\$246,288.56	6,589	\$245,901.48
Recreation Subtotal	9,278	\$329,925.68	15,492	\$578,161.44
Neighborhood Litter Program	15,789	\$561,456.84	22,081	\$824,062.92
Project Hope	2,507	\$89,148.92	2,765	\$103,189.80
Graffiti Removal Program	175	\$6,223.00	74	\$2,761.68
Community Services Subtotal	18,471	\$656,828.76	24,920	\$930,014.40
One-Day Events	17,353	\$617,072.68	16,203	\$604,695.96
Adopt-A-Park	14,850	\$528,066.00	11,281	\$421,006.92
Happy Hollow Park & Zoo**			6,316	\$235,713.12
Placemaking**			2,064	\$77,028.48
Family Camp**			1,206	\$45,007.92
Parks Subtotal	32,203	\$1,145,138.68	37,070	\$1,383,452.40
Department Total	59,952	\$2,131,893.12	77,482	\$2,891,628.24

*The Independent Sector states that one (1) hour of volunteer time in California was valued at \$35.56 in 2021 and \$37.32 in 2022.

** Happy Hollow Park & Zoo, Placemaking, and Family Camp volunteer hours were added to the report for FY 2022-2023.



COUNCIL DISTRICT	AVERAGE HPI PERCENTILE
1	63.90
2	54.40
3	27.90
4	52.23
5	14.96
6	64.85
7	25.11
8	54.88
9	66.03
10	76.33

VOLUNTEERS SUPPORT ACTIVATESJ

Volunteer efforts support the guiding principles of ActivateSJ

- STEWARDSHIP
- NATURE
- EQUITY & ACCESS
- IDENTITY

PARK HIGHLIGHTS

- One Day Events
- Adopt-A-Park
- Corporate Events
- Friends of Groups
- Eagle Scout Projects
- Sunday Series



6,396
VOLUNTEERS



37,070
HOURS



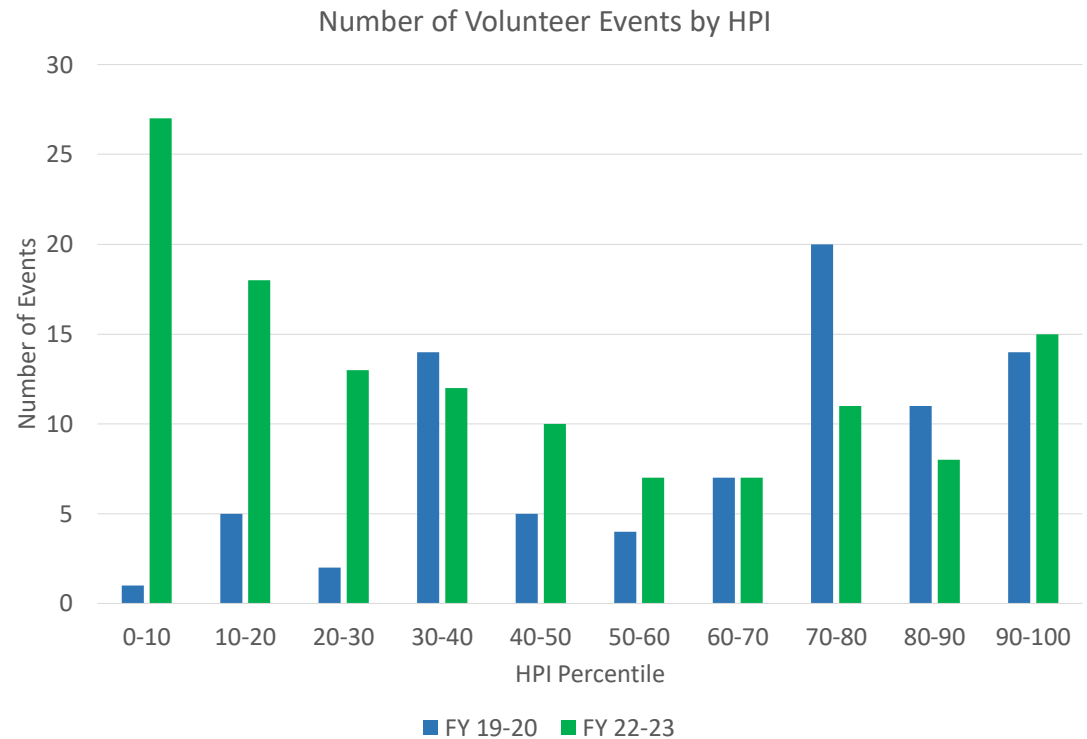
128
PARK LOCATIONS



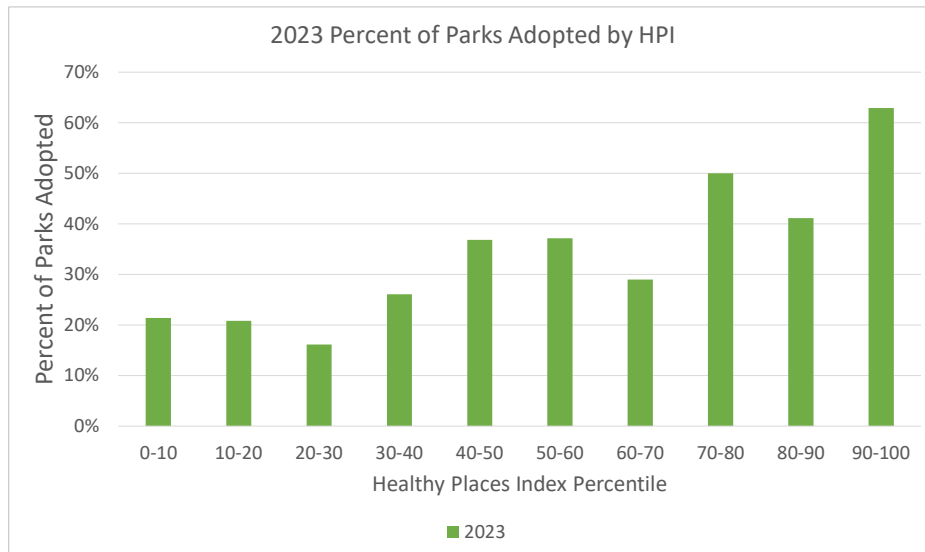
ONE DAY EVENTS

Successful Events

- The use of HPI data dramatically altered one-day event planning.
- Events targeted to increase PCA scores.



One Day Park Volunteer Events



2023 Adopt-A-Park Program Statistics

ADOPT-A-PARK

Increasing Participation

The Department recognizes that fewer parks in low HPI areas are currently adopted, and is actively working to increase park adoption through:

- Engaging Communities
- Targeted Outreach Efforts
- Collaborative Partnerships

COMMUNITY SERVICES HIGHLIGHTS

Safe + Clean + Engaged



24,920
HOURS VOLUNTEERED





BEAUTIFYSJ

Neighborhood Litter Program

Trash Collected:

- 425,110 Pounds

Efforts Through:

- School Events
- Community Groups
- Neighborhood Associations
- Creek Partners
- Highway Cleanups



12,756
VOLUNTEERS



22,081
HOURS



290
EVENTS

PROJECT HOPE

- Cadillac/Winchester (D1)
- Hoffman Via Monte (D10)
- Roundtable (D2)
- Welch Park (D8)
- Foxdale (D5)
- Poco Way (D5)
- Jeanne (D3)
- Santee (D7)
- Washington (D3)



2,765
HOURS VOLUNTEERED



RECREATION HIGHLIGHTS

Senior Services &
Community Centers



15,492
HOURS VOLUNTEERED





SENIOR SERVICES

- Senior Nutrition
- Senior Classes & Fitness
- Special Events
- Food Distribution



178
VOLUNTEERS



8,903
HOURS



14
SENIOR
PROGRAM SITES

COMMUNITY CENTERS

- Gen2Gen events with Youth and Adults
- Special Events and Recreation Activities



6,589
HOURS



3
OUTREACH SITES



10
HUB SITES



442
VOLUNTEERS





NEXT STEPS

- Increase ease of volunteering
- Improved community outreach and engagement
- Equity training for volunteers
- Collaborative partnerships

April 11, 2024

PARKS, RECREATION AND NEIGHBORHOOD SERVICES VOLUNTEER MANAGEMENT PROGRAMS ANNUAL REPORT

NEIGHBORHOOD SERVICES AND EDUCATION COMMITTEE

PRESENTERS:

LETICIA ESPINO

PROGRAM MANAGER

TORIE O'REILLY

DIVISION MANAGER

ANTHONY GONZALEZ

COMMUNITY COORDINATOR

HILDA MORALES

COMMUNITY SERVICES SUPERVISOR

JEREMY SHOFFNER

RECREATION SUPERINTENDENT



SAN JOSE
PARKS, RECREATION &
NEIGHBORHOOD SERVICES
Building Community Through Fun

