

Status Update on Solid Waste Programs

Valerie Osmond, Deputy Director, Environmental Services Department
Jennie Loft, Public Information Manager, Environmental Services Department

T&E Committee
February 6, 2023




Environmental Services

Delivering world-class utility services and programs
to improve our health, environment, and economy.

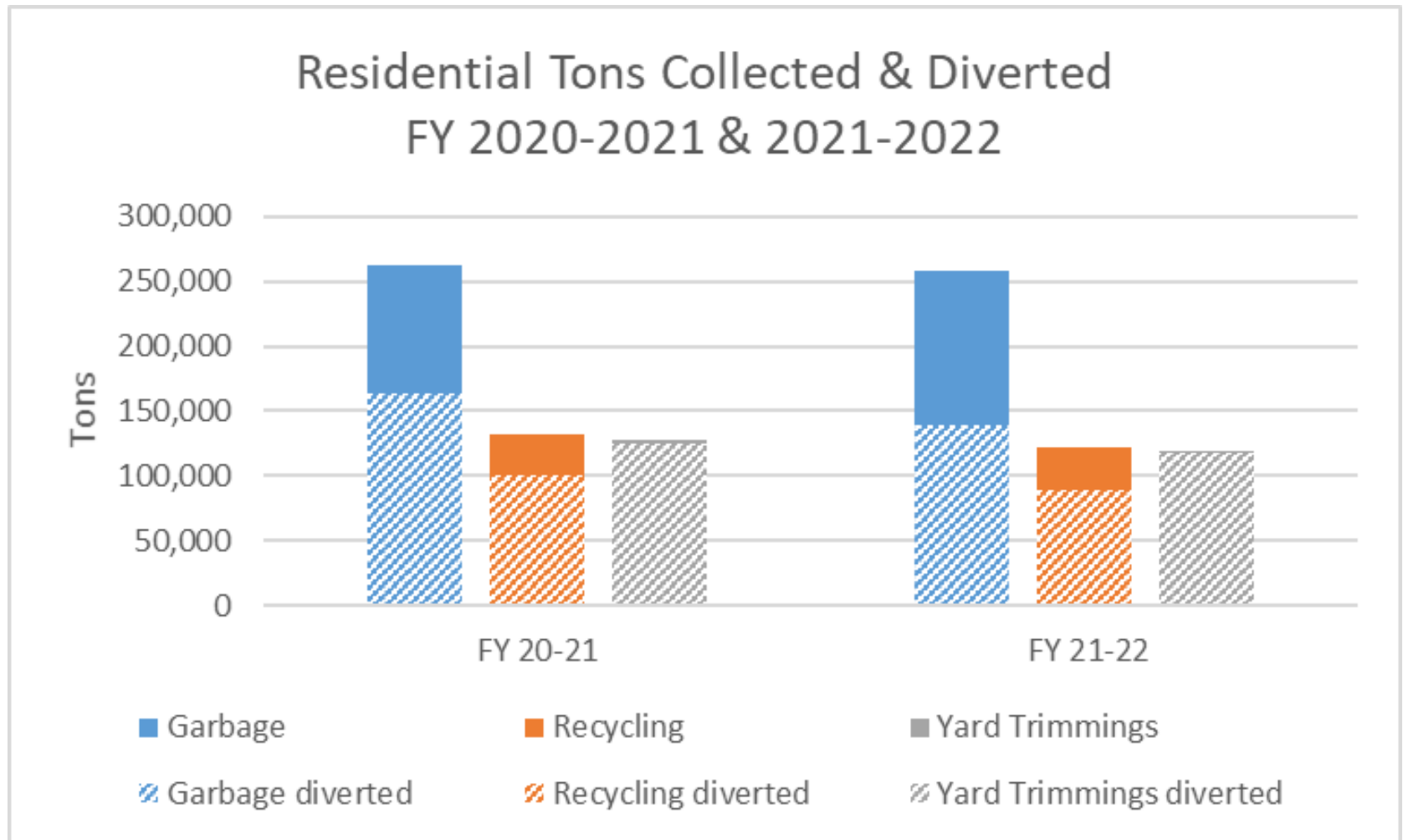
Integrated Waste Management

- Solid waste collection, processing, and disposal
- Residential, Commercial, and City facilities
- Leader in recycling since 1985
- Program goals surpass state recycling mandates



**Multi-family
Households**
Citywide:118,400

Residential Tons: Collection and Diversion



Examples of Recycle Right campaign



New recycling search feature: now in Spanish and Vietnamese

Es.SanJoseRecycles.org and Viet.SanJoseRecycles.org



Community engagement: sharing recycling tips with our diverse community



Commercial Program

- Serviced 7,600 accounts including 35,000 outreach communications
- “Wet” (organics) = sorted & processed at an anaerobic digestion facility resulting in electricity and compost
- “Dry” (mixed recyclables + non-recyclables) & “Customized” (source separated recyclables) = sorted at a material recovery facility for reuse
- Facility upgrades resulting in increased diversion



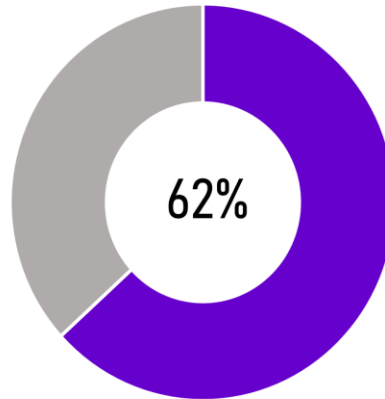
IWM Enforcement & Public Litter Cans (PLCs)

- In FY 2021-2022:
 - 664 inspections
 - 144 inspection reports
 - 33 verbal warnings
 - 223 warning notices
 - 10 administrative citations
- IWM manages about 1,330 PLCs citywide
 - Excludes those at VTA stops, parks, community centers, and libraries



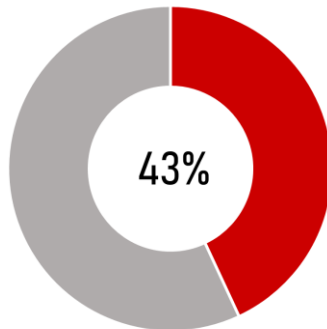
FY 2021-22 City Diversion Overview

CITYWIDE DIVERSION



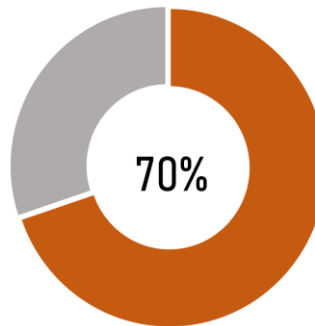
Tons Diverted = 446,689 T
Tons Disposed = 268,388 T
Total Tons Generated = 715,077 T

COMMERCIAL



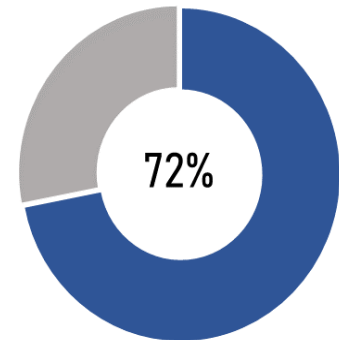
Tons Diverted = 85,053 T
Tons Disposed = 112,419 T
Total Tons Generated = 197,472 T

RESIDENTIAL



Tons Diverted = 355,089 T
Tons Disposed = 153,418 T
Total Tons Generated = 508,507 T

CITY FACILITIES



Tons Diverted = 6,547 T
Tons Disposed = 2,551 T
Total Tons Generated = 9,098 T

SB 1383 Implementation Update



Organic
Collection
Services



Hauler
Program



Contamination
Minimization



Waivers



Education &
Outreach



Edible Food
Recovery
Program



Recycled
Organic Waste
Procurement



Recycled
Paper
Procurement



Commercial
Edible Food
Generators



Jurisdiction
Inspection &
Enforcement

Next Steps

- Decreasing Residential recycling contamination
- Continued SB 1383 implementation
- Climate Smart Zero Waste Element
- Residential Program updates at April 2023 T&E

Status Update on Solid Waste Programs

Valerie Osmond, Deputy Director, Environmental Services Department
Jennie Loft, Public Information Manager, Environmental Services Department

T&E Committee
February 6, 2023



Environmental Services

Delivering world-class utility services and programs
to improve our health, environment, and economy.