



MAY 11, 2023

VOLUNTEER MANAGEMENT PROGRAMS ANNUAL REPORT

**NEIGHBORHOOD SERVICES AND EDUCATION
COMMITTEE**

PRESENTERS:

LETICIA ESPINO
PROGRAM MANAGER
HILDA MORALES
COMMUNITY SERVICES SUPERVISOR

AVI YOTAM
DEPUTY DIRECTOR
JEREMY SHOFFNER
RECREATION SUPERINTENDENT

TORIE O'REILLY
DIVISION MANAGER
XOCHITL MONTES
COMMUNITY SERVICES SUPERVISOR



PARKS, RECREATION, AND NEIGHBORHOOD SERVICES

VOLUNTEER PROGRAMS



**COMMUNITY
SERVICES DIVISION**



**RECREATION
DIVISION**



**PARKS
DIVISION**

PARKS, RECREATION, AND NEIGHBORHOOD SERVICES

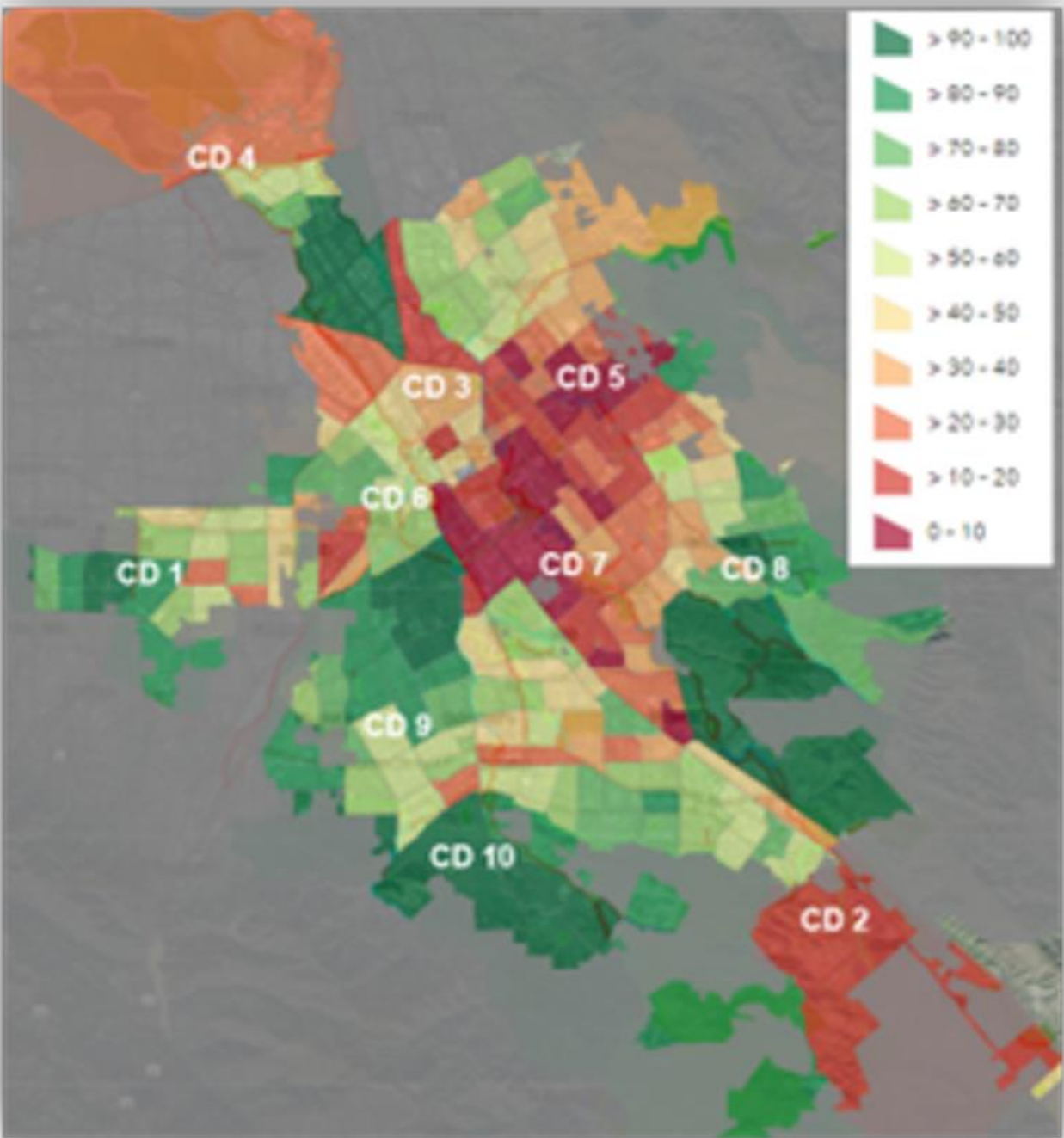
VOLUNTEER COORDINATION



VOLUNTEER HOURS ADDING UP

The Independent Sector stated that in 2022, one (1) hour of volunteer time in California was valued at \$35.56.

VOLUNTEER HOURS & VALUE	2020 - 2021		2021 - 2022	
	HOURS	VALUE	HOURS	VALUE
COMMUNITY CENTERS	0	\$0.00	6,926	\$246,288.56
SENIOR NUTRITION & SPECIAL EVENTS	60	\$2,133.60	2,352	\$83,637.12
RECREATION SUBTOTAL	60	\$2,133.60	9,278	\$329,925.68
GRAFFITI REMOVAL PROGRAM	466	\$16,570.96	175	\$6,223.00
NEIGHBORHOOD LITTER PROGRAM	11,009	\$391,480.04	15,789	\$561,456.84
PROJECT HOPE	**	**	2,507	\$89,148.92
COMMUNITY SERVICES SUBTOTAL	11,475	\$408,051.00	18,471	\$656,828.76
ADOPT-A-PARK	10,659	\$379,034.04	14,850	\$528,066.00
ONE-DAY EVENTS	10,651	\$378,749.56	17,353	\$617,072.68
PARKS SUBTOTAL	21,310	\$757,783.60	32,203	\$1,145,138.68
DEPARTMENT TOTAL	32,845	\$1,167,968.20	59,952	\$2,131,893.12



COUNCIL DISTRICT	AVERAGE HPI PERCENTILE
1	66.51
2	55.42
3	28.47
4	53.45
5	14.96
6	66.17
7	25.71
8	54.83
9	64.91
10	76.33

VOLUNTEERS SUPPORT ACTIVATESJ

Volunteer efforts support the guiding principles of ActivateSJ

- STEWARDSHIP
- NATURE
- EQUITY & ACCESS
- IDENTITY
- PUBLIC LIFE

PARK HIGHLIGHTS

- One Day Events
- Adopt-A-Park
- Corporate Events
- Friends of Groups
- Eagle Scout Projects
- Sunday Series



6,673
VOLUNTEERS



32,203
HOURS



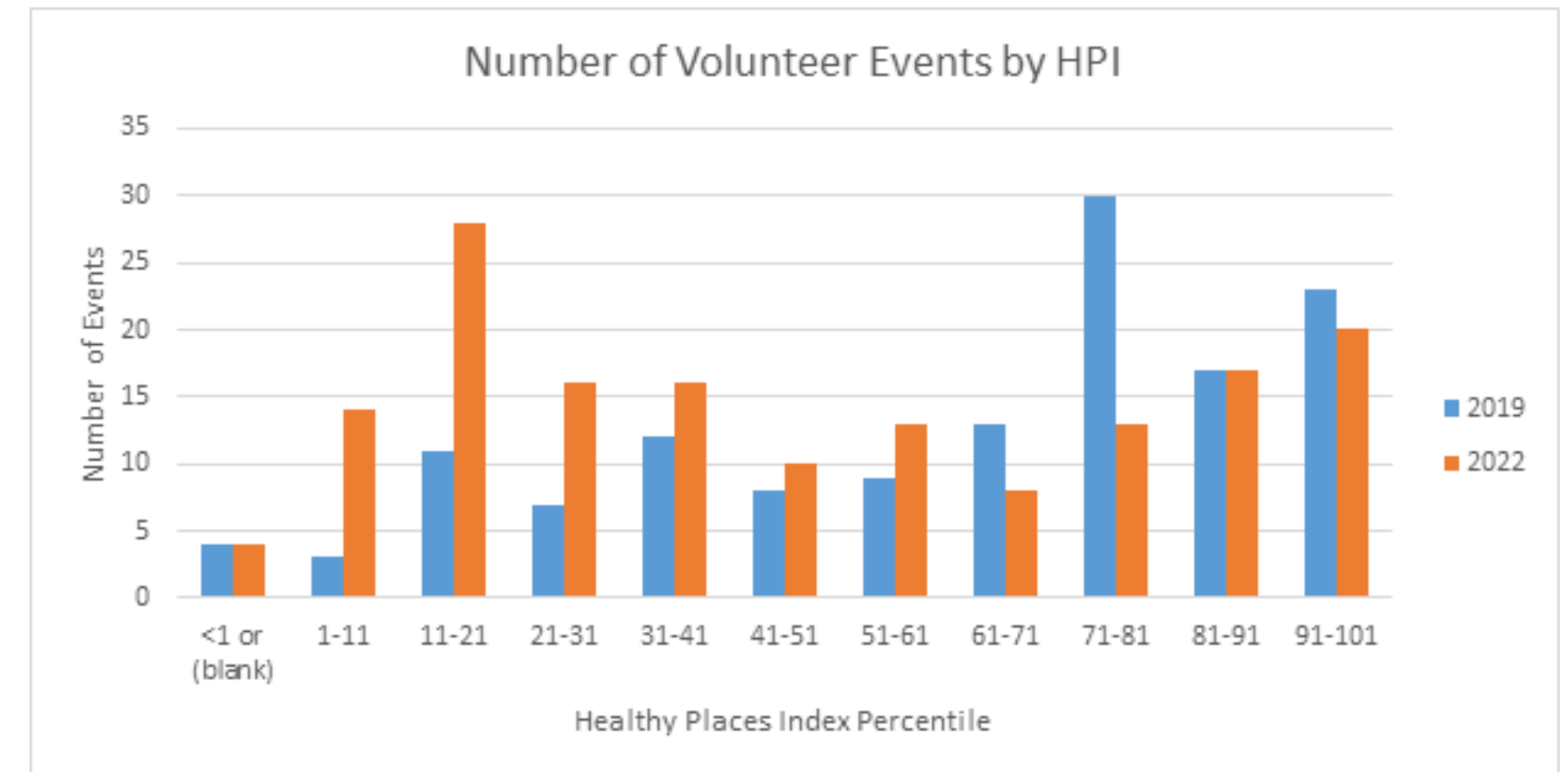
179
PARK LOCATIONS



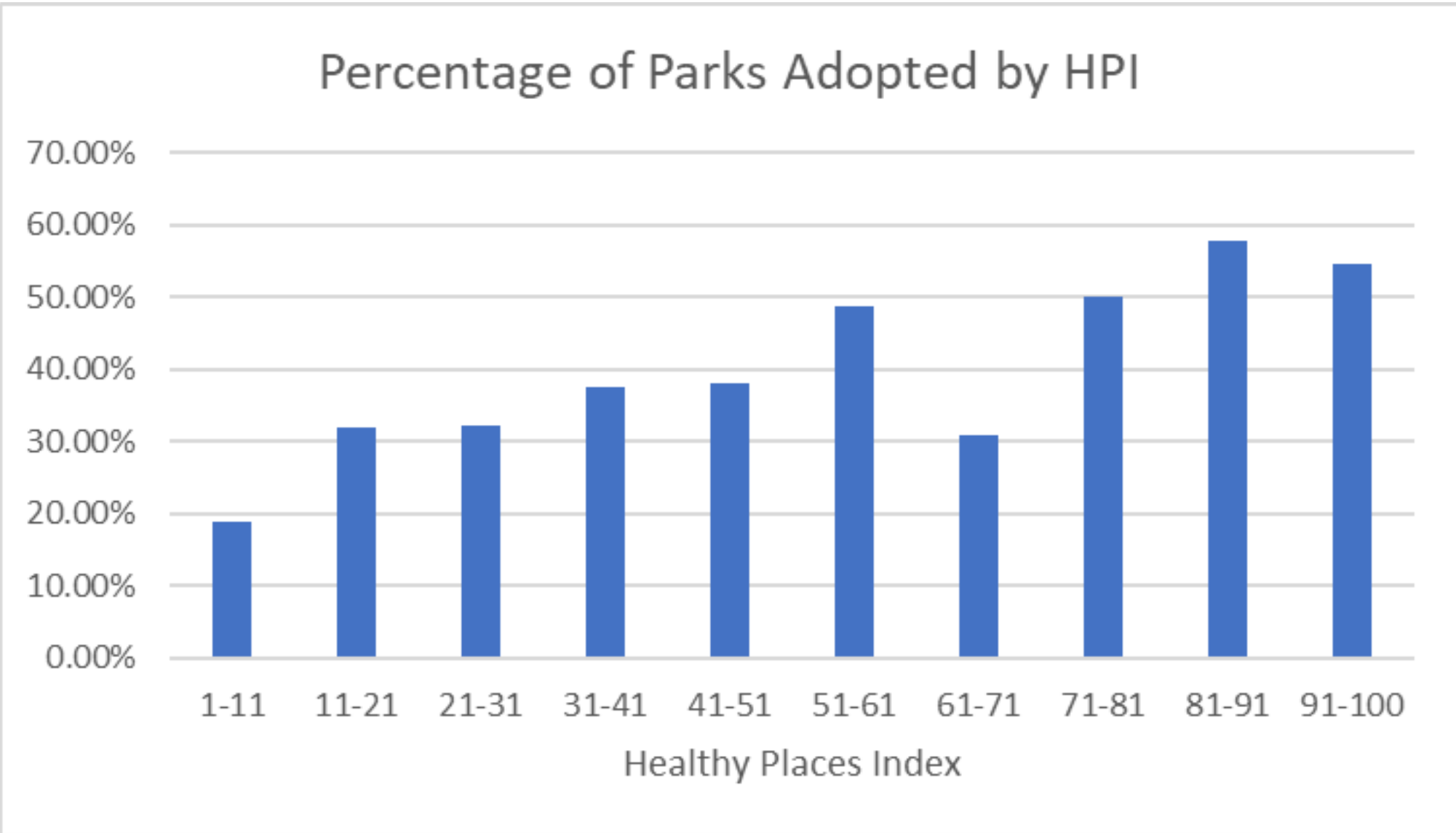
ONE DAY EVENTS

Successful Events

- The use of HPI data dramatically altered one-day event planning.
- Events targeted to increase PCA scores.



One Day Park Volunteer Events



2023 Adopt-A-Park Program Statistics

ADOPT-A-PARK

Increasing Participation

The Department recognizes that fewer parks in low HPI areas are currently adopted, and is actively working to increase park adoption through:

- Engaging Communities
- Targeted Outreach Efforts
- Collaborative Partnerships

COMMUNITY SERVICES HIGHLIGHTS

Safe + Clean + Engaged



18,471
HOURS VOLUNTEERED





BEAUTIFYSJ

Neighborhood Litter Program

Trash Collected:

- 542,500 Pounds

Efforts Through:

- School Events
- Community Groups
- Neighborhood Associations
- Creek Partners



4,007
VOLUNTEERS



15,789
HOURS



905
EVENTS

PROJECT HOPE

- Cadillac/Winchester (D1)
- Hoffman Via Monte (D10)
- Roundtable (D2)
- Welch Park (D8)
- Foxdale (D5)
- Poco Way (D5)
- Jeanne (D3)
- Santee (D7)
- Washington (D3)



2,507
HOURS VOLUNTEERED



RECREATION HIGHLIGHTS

Senior Services & Community Centers





SENIOR SERVICES

- Senior Nutrition
- Senior Classes & Fitness
- Special Events
- Food Distribution



167
VOLUNTEERS



2,352
HOURS



13
SENIOR
PROGRAM SITES

COMMUNITY CENTERS


- Gen2Gen events with Youth and Adults
- Special Events and Recreation Activities



6,926
HOURS



10
HUB SITES



3
OUTREACH SITES





NEXT STEPS

- Increase ease of volunteering
- Improved community outreach and engagement
- Equity training for volunteers
- Collaborative partnerships



MAY 11, 2023

VOLUNTEER MANAGEMENT PROGRAMS ANNUAL REPORT

**NEIGHBORHOOD SERVICES AND EDUCATION
COMMITTEE**

PRESENTERS:

LETICIA ESPINO
PROGRAM MANAGER
HILDA MORALES
COMMUNITY SERVICES SUPERVISOR

AVI YOTAM
DEPUTY DIRECTOR
JEREMY SHOFFNER
RECREATION SUPERINTENDENT

TORIE O'REILLY
DIVISION MANAGER
XOCHITL MONTES
COMMUNITY SERVICES SUPERVISOR

