

Pavement Maintenance Status Report and Funding Strategy Update



John Ristow
Director, DOT

Rick Scott
Deputy Director, DOT



Frank Farshidi
Division Manager, DOT

Binh Tran
Senior Engineer, DOT

Pavement Condition Overview

Street Network	Miles	2022 PCI	2023 PCI	Total PCI Change
Major	967	76	78	+2
Local/Neighborhood	1,552	63	67	+4
<i>Combined</i>	<i>2,519</i>	<i>68</i>	<i>71</i>	<i>+3</i>

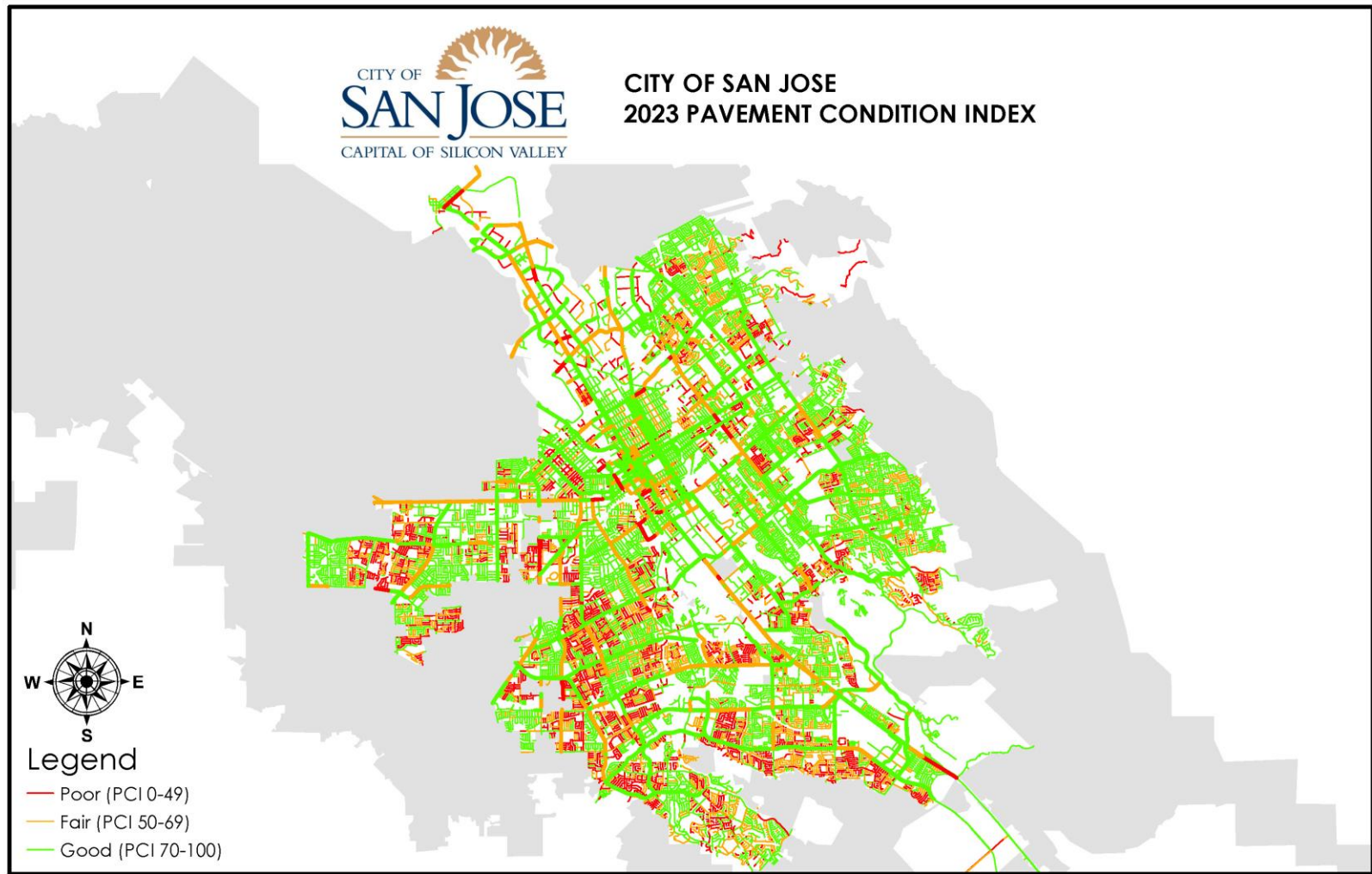
“Grading” San Jose Street Conditions

Major Streets (967 miles; PCI 78)	
A, B Good to Excellent	72% (-2)
C At Risk to Fair	24% (+4)
D, F Poor to Failed	4% (-2)

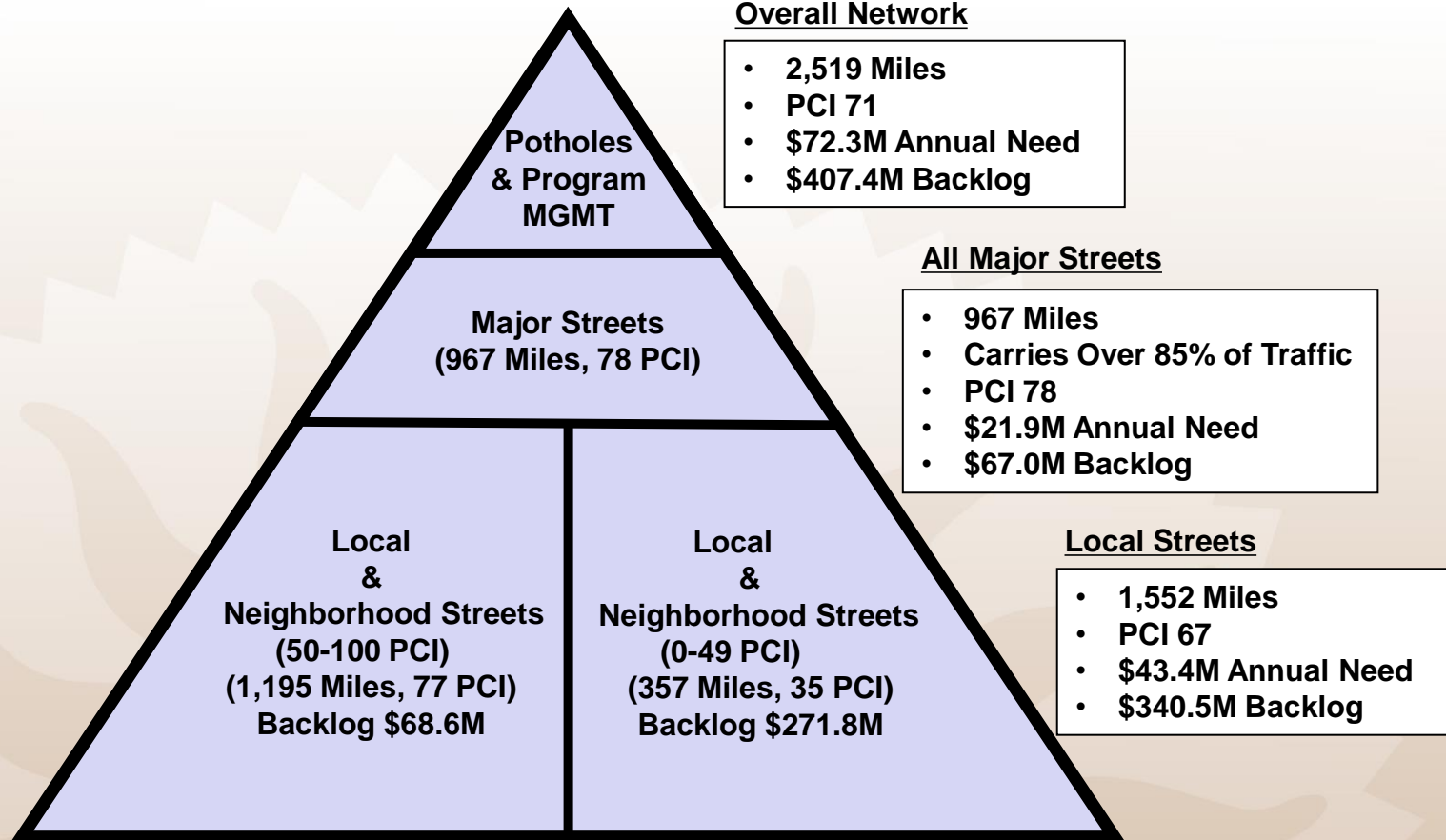
Local Streets (1552 miles; PCI 67)	
A, B Good to Excellent	52% (+7)
C At Risk to Fair	25% (-2)
D, F Poor or Failed	23% (-5)

“Grades” based on 2022 PCI Ratings

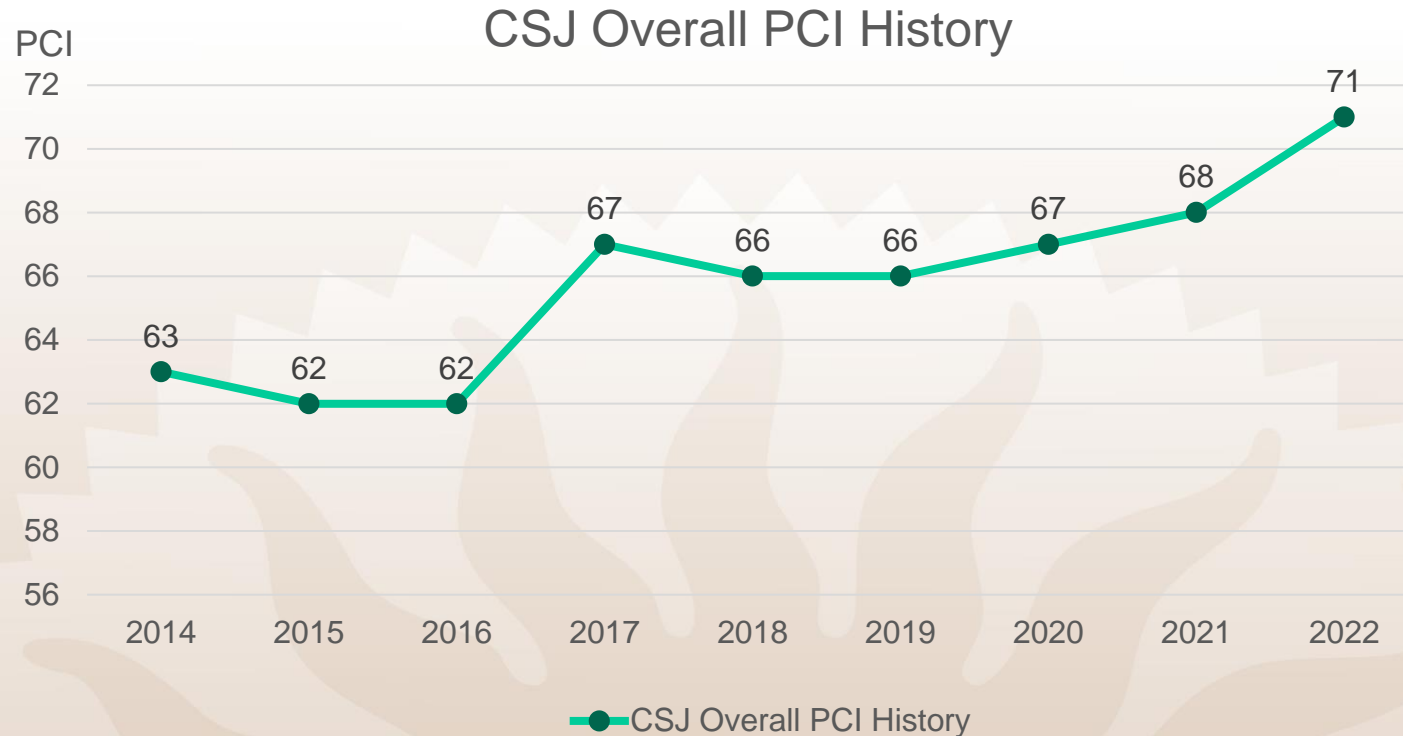
CSJ 2023 Pavement Conditions



Pavement Needs and Funding



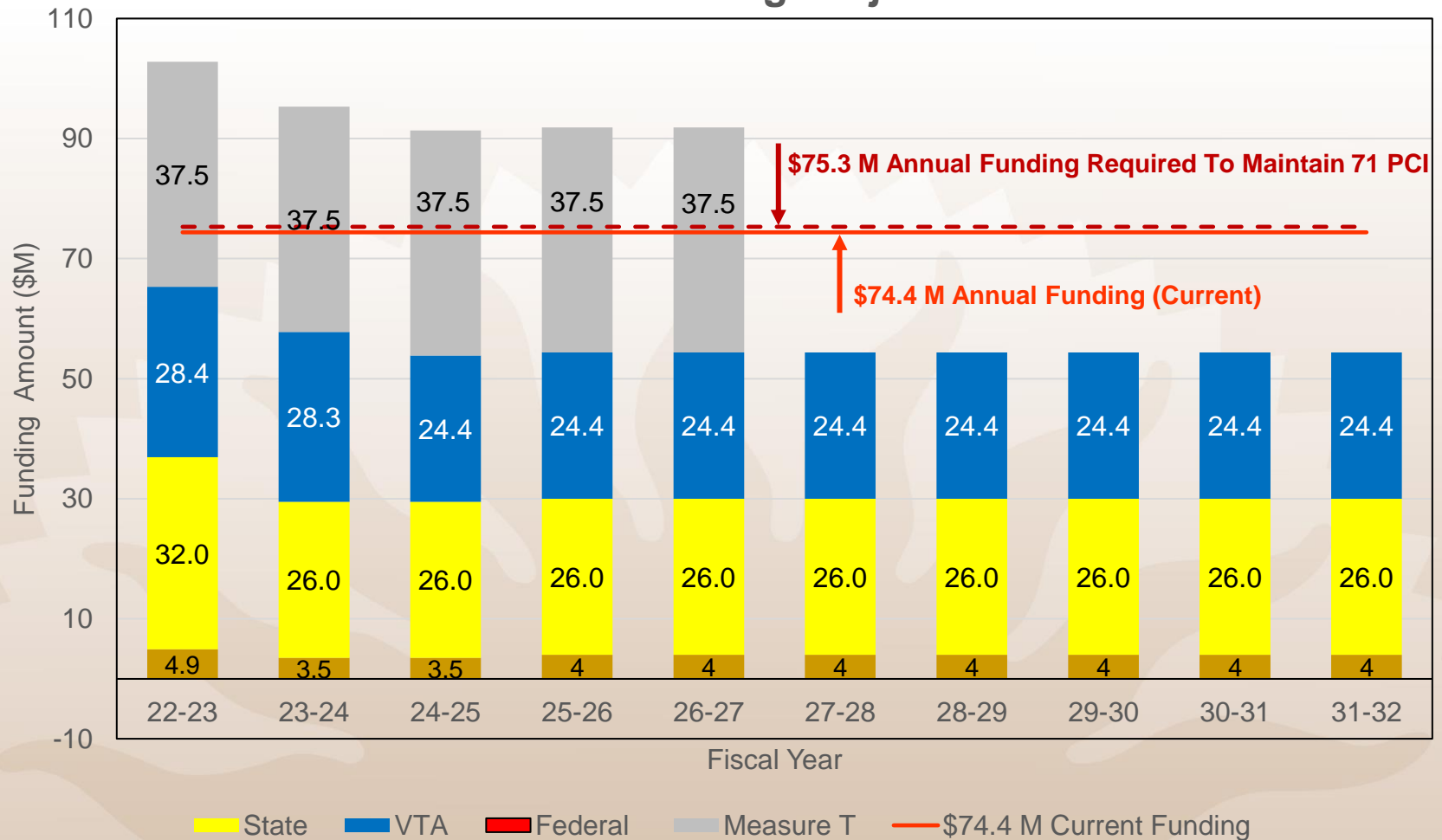
Pavement Condition Index (PCI) History



- **PCI will potentially remain at 71 in 2024 and could increase**
- **Likely to begin declining in 2027-28**

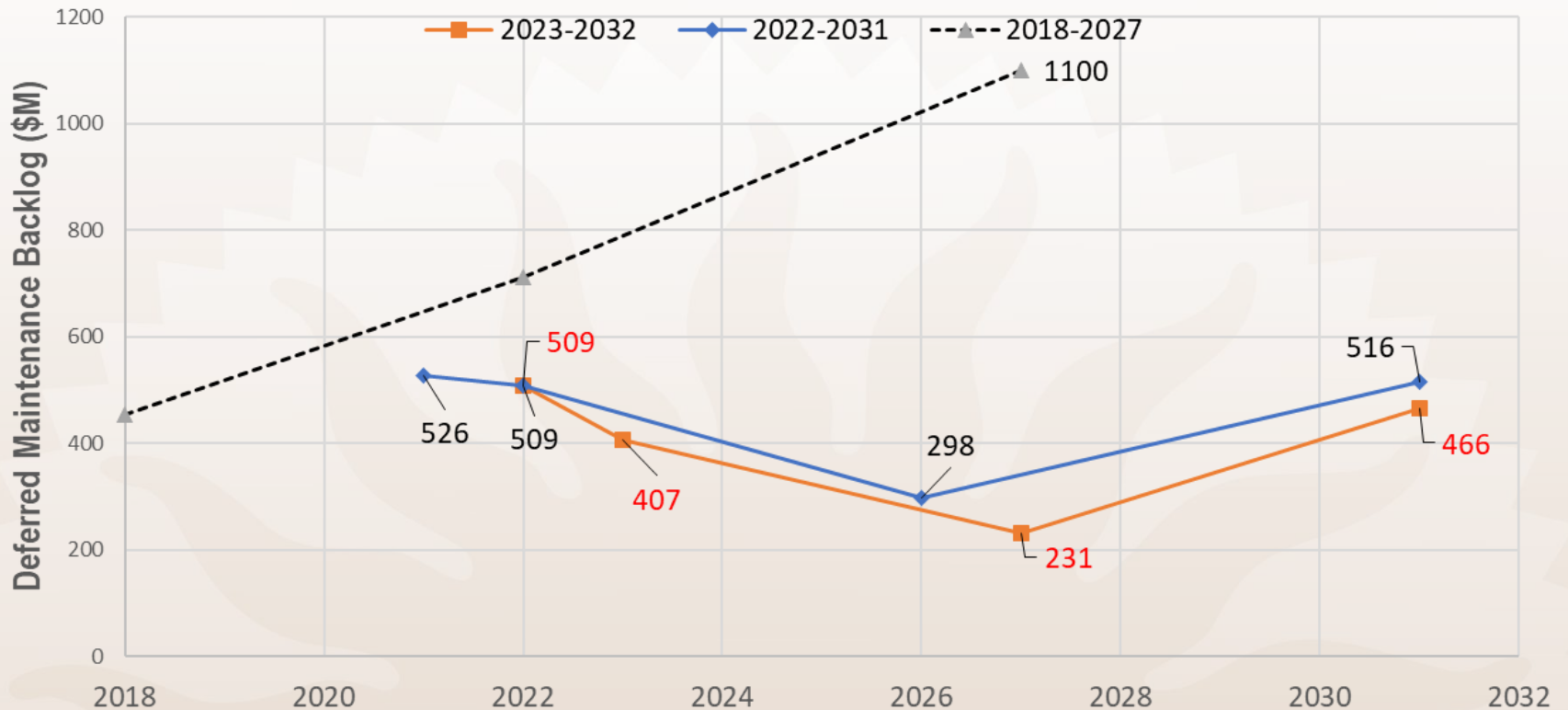
10-Year Funding Status

Pavement Funding Projections



Cost to Recover Based on Current Funding Level

Attachement B: Deferred Maintenance Backlog Projection



2023 Pipeline – 26 Projects!

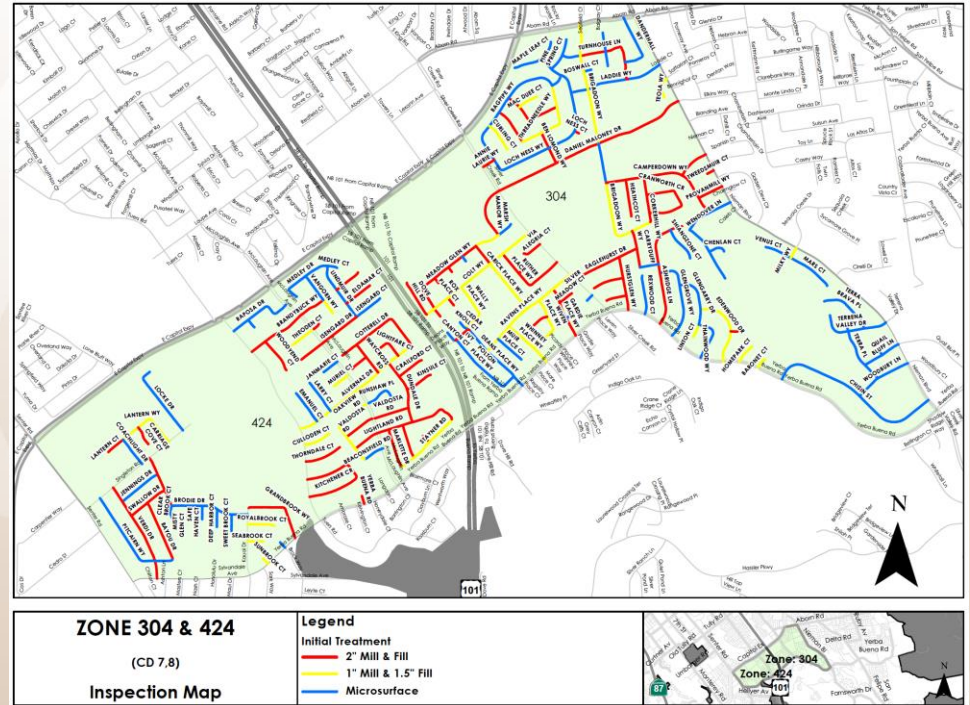
Major Streets Award Date	Project	Miles
Oct 2022 – Jan 2023	Concrete and ADA Ramps Minor Projects 1, 2, 3, 4, &5 (Sealing & Resurfacing Prep)	
Mar 14, 2023	Asphalt Concrete Remove Replace (Sealing Prep)	
May 28, 2023	Arterial Sealing	44
Apr 18, 2023	Arterial Resurfacing #1	15
Apr 18, 2023	Arterial Resurfacing #2	16
	Total Major Streets	75
Local Streets Award Date	Project	Miles
Oct 2022 – March 2023	Concrete and ADA Ramps Minor Projects 1-11 (Sealing & Resurfacing Prep)	
Feb 8, 2022	2022-2024 LS Multi-year Resurfacing (Option Year 1)	25
April 18, 2023	2023-2025 LS Multi-year Resurfacing (Initial Term)	28
April 25, 2023	2023 LS Remove & Replace Project (Sealing Prep)	
May 2, 2023	2023 LS Resurfacing North	21
May 23, 2023	2023 LS Resurfacing South	22
June 13, 2023	2023 LS Sealing Project	65
	Total Local & Neighborhood Streets	191
Total Combined Major + Local Streets		236

- **5 Minor Contracts on Major Streets (Completed)**
- **11 Minor Contracts on Local Streets (10/11 completed or IP)**

Local & Neighborhood Streets

135 Pavement Maintenance Zones


- Geographically contiguous
- Efficient planning and delivery of paving projects
- Maximize work completed in a neighborhood area
- Provide geographic spread across the City
- Considers Equity Priority Community as a tool in planning phase




Local & Neighborhood Streets

2022 Before and After

Bowling Green Dr
2022 Resurfacing



Fontaine Rd
2022 Resurfacing



Local & Neighborhood Streets

2023 Projects

- 11 minor construction projects (prep)
- 6 major construction projects (1 prep, 1 sealing, 4 resurfacing)
- Addresses approximately 161 miles
- Total funding: \$56.5 million
- Focused on maintenance zones “poor and failed” to maximize cost-effective treatment
- Approximately 649 miles maintained in 2019-2022 (42% of network)



Innovation

Reducing Carbon Footprint

- Low-carbon concrete:
 - 40% reduction in carbon footprint
 - Cost-neutral
 - Local material and production
 - American Concrete Institute Award for "Project of the year (photo bottom right)
- About 17,600 ADA ramps to be installed in the next 10 years:
 - 120,000 tons of concrete, or
 - 19,000 metric tons of CO_{2e} emissions
- City goals:
 - Implemented low-carbon concrete requirement starting in 2022
 - Long-term goal: reduce **7,000 metric tons** of CO_{2e} emissions in the next 10 years (equivalent to removing 1500 cars from the road in a year)



Conclusion

- **Investments have yielded results**
 - Major Streets increase to 78 PCI
 - PCI on Local Streets continued to improve from 60 to 67 since 2018.
- **Funding has significantly improved**
 - Sufficient to properly maintain Major Streets network in “good” condition
 - Goal to ensure all Local & Neighborhood Streets will be maintained by 2028
 - PCI projected to maintain 70
- **DOT ready to deliver**
 - 236 miles of street pavement projects in 2023
 - Building capacity to plan, procure and deliver in 2023 and beyond



Coleman Ave, post-treatment 2022



Hillsdale Ave, post-treatment 2022

Pavement Maintenance Status Report and Funding Strategy Update



John Ristow
Director, DOT

Rick Scott
Deputy Director, DOT



Frank Farshidi
Division Manager, DOT

Binh Tran
Senior Engineer, DOT