

MGPTF Strategic Plan The San José Youth Violence Prevention Strategy

Neighborhood Services and Education Committee

December 8, 2022

Presented by:

**Andrea Flores Shelton, Deputy Director
Community Services Division**

**Israel Canjura, Recreation Superintendent
Community Services Division**

SAN JOSE
**PARKS, RECREATION &
NEIGHBORHOOD SERVICES**

30 years – Our Values, Opportunities and Challenges

Continuum of Care – We reach kids where they are.

Vulnerabilities and Resilience...Risk and Protective Factors.

Government + Community...Relationships, the secret sauce.

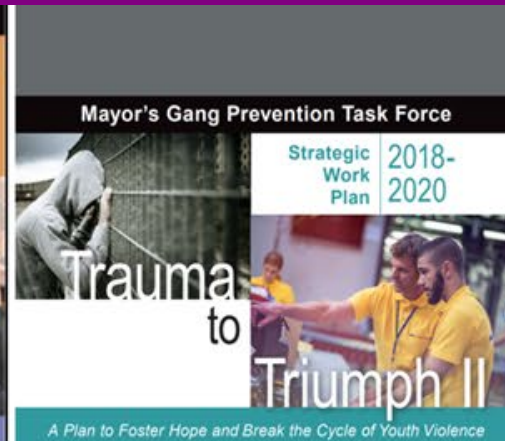
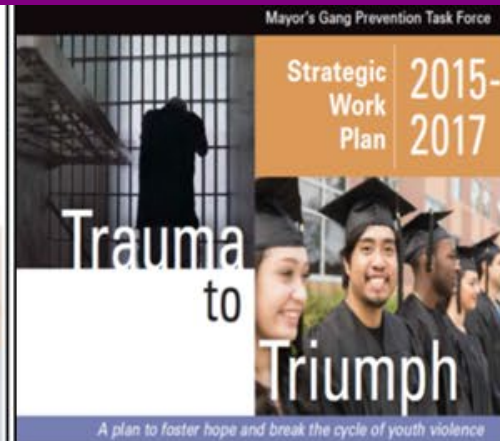
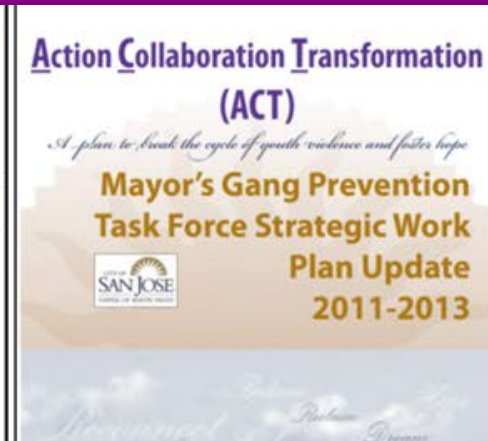


Smart on crime.

Lessons Learned...

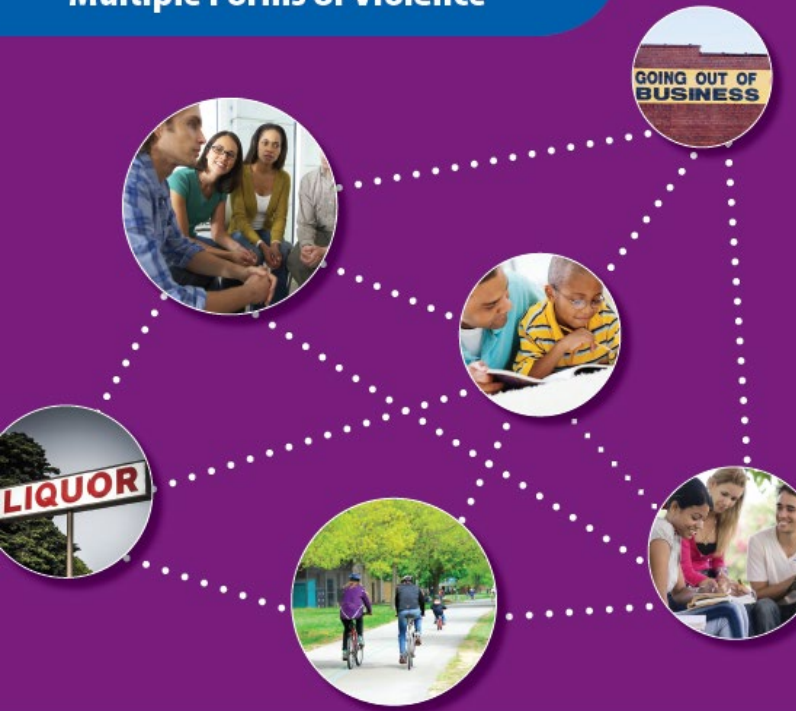
Working Upstream (policy) and Downstream (services)

Systems Impact People

Measure What Matters - Applied to people, it is hard.



Connecting the Dots: An Overview of the Links Among Multiple Forms of Violence



Centers for Disease
Control and Prevention
National Center for Injury
Prevention and Control

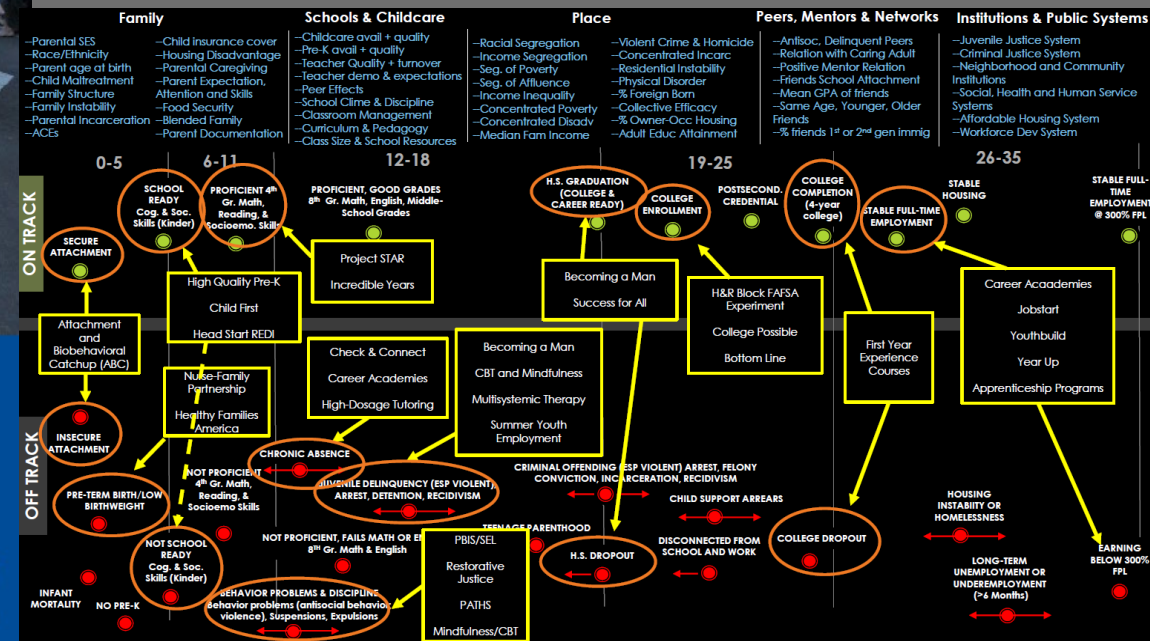
Prevention
Institute
Prevention
and
equity
at the center of community well-being

"Gang violence is connected to bullying is connected to school violence is connected to intimate partner violence is connected to child abuse is connected to elder abuse. It's all connected."

-Deborah Prothrow-Stith, MD,
Adjunct Professor, Harvard School of Public Health



Life Course Framework



Adverse Community Experiences and Resilience

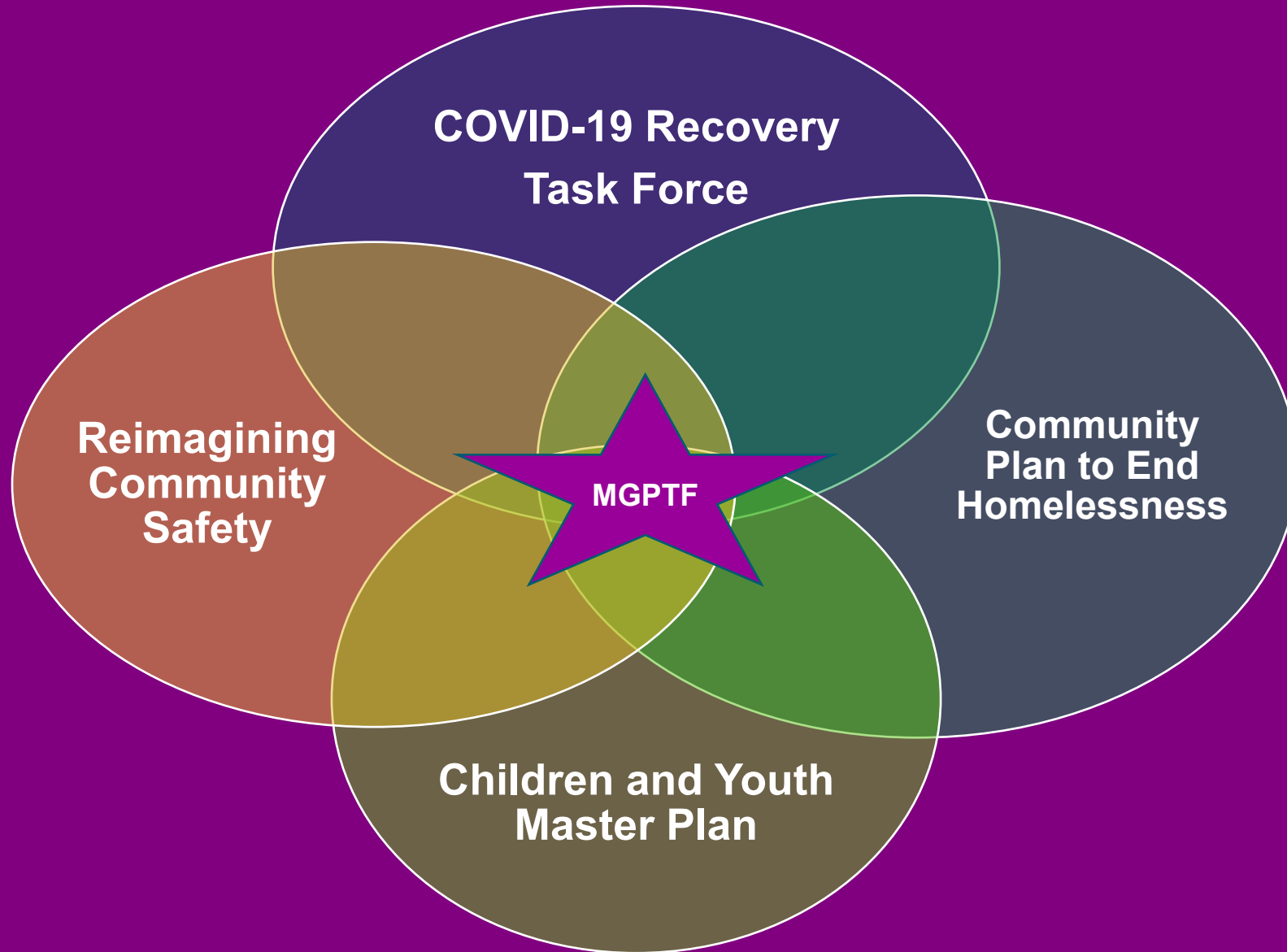
A FRAMEWORK FOR ADDRESSING AND PREVENTING COMMUNITY TRAUMA



This paper was supported by a grant from Kaiser Permanente
Northern California Community Benefit Program

Prevention
Institute
Prevention
and
equity
at the center of community well-being

Change Initiatives – There is a LOT going on!



What We Do Collectively!

← Firearm Safe Storage, Gun Harm Reduction Ordinance, BEST Allocation, Suspension Policies, Cross Agency Services Team, Youth Employment (SJ Works)

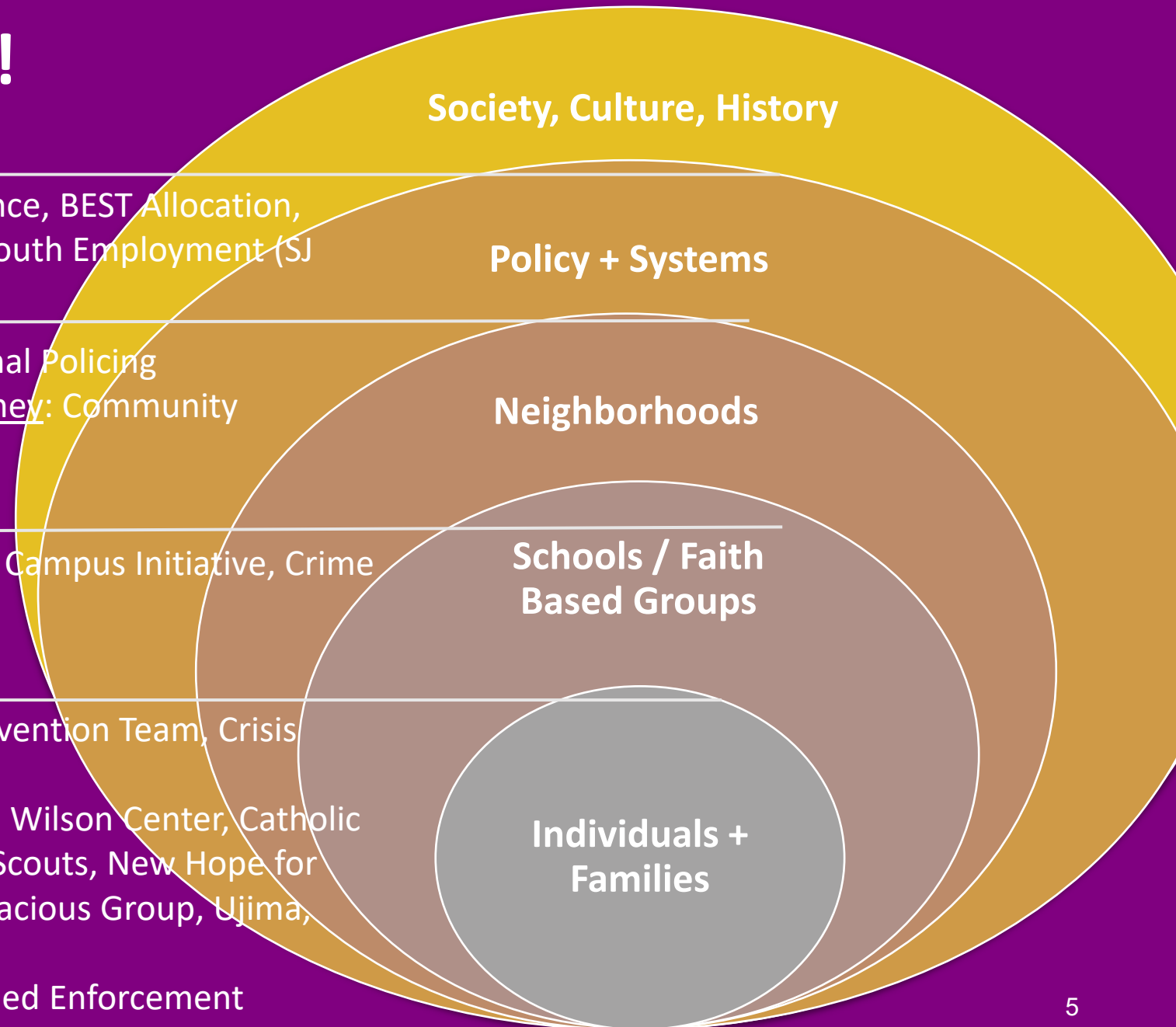
← PRNS: Project Hope, Graffiti Removal SJPD: Relational Policing
Probation: Neighborhood Safety Unit District Attorney: Community Prosecutors, Public Defenders
Public Health: East San José PEACE Partnership

← PRNS/Youth Intervention Services (YIS): Safe School Campus Initiative, Crime & Violence Prevention Summit
SJPD: Crime Prevention Unit

← PRNS: Clean Slate, Trauma 2 Triumph, Female Intervention Team, Crisis Response Protocol

BEST: Alum Rock Counseling, Bay Area Tutoring, Bill Wilson Center, Catholic Charities, Center for Training and Careers, FLY, Girl Scouts, New Hope for Youth, San Jose Jazz, Art of Yoga, Teen Success, Tenacious Group, Ujima, Pacific Clinics (fka Uplift)

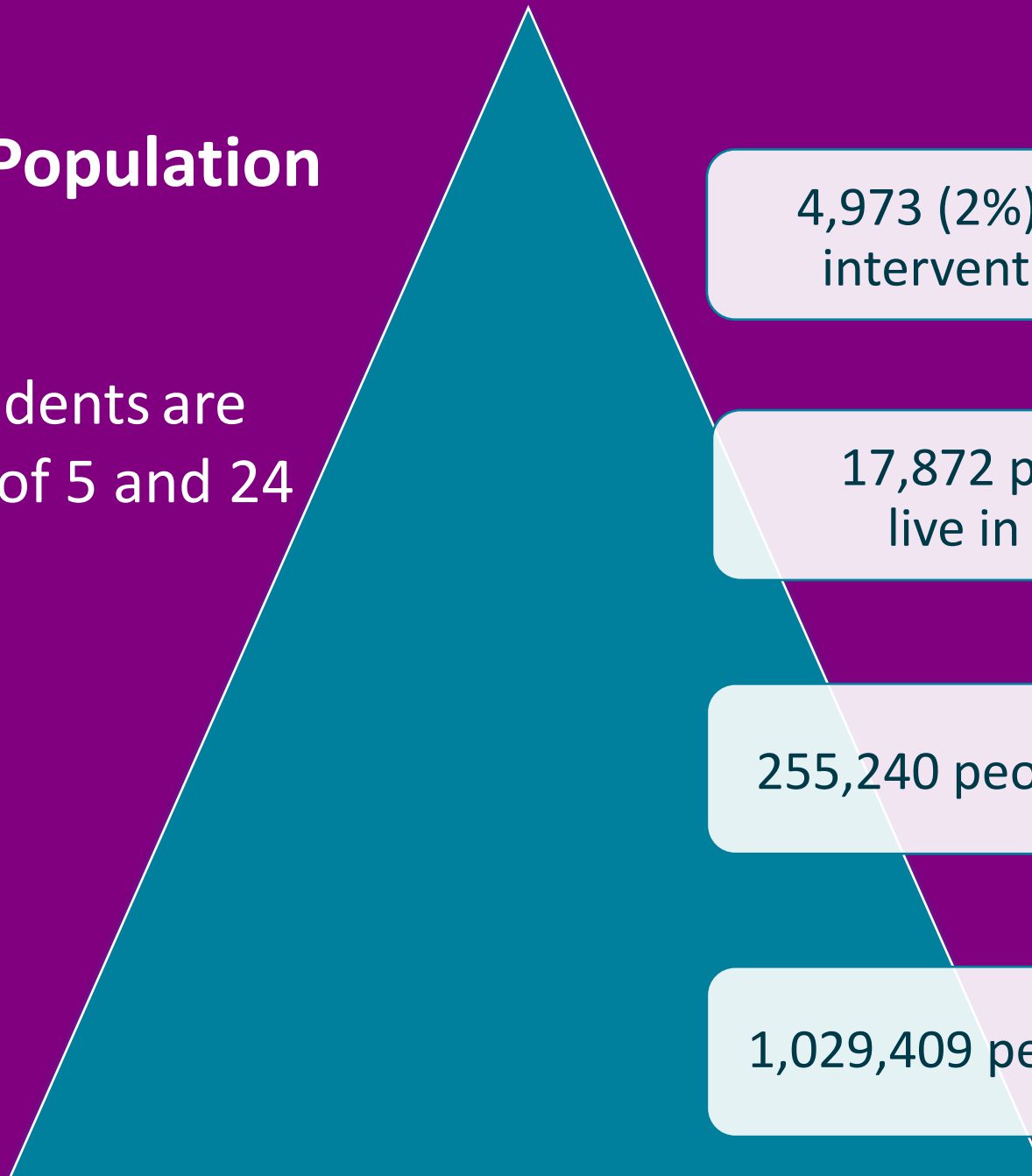
District Attorney: Parent Project SJPD: Intelligence-led Enforcement



San José Youth Population

2020 Five-Year Estimates

1 in 4 San José residents are
between the ages of 5 and 24



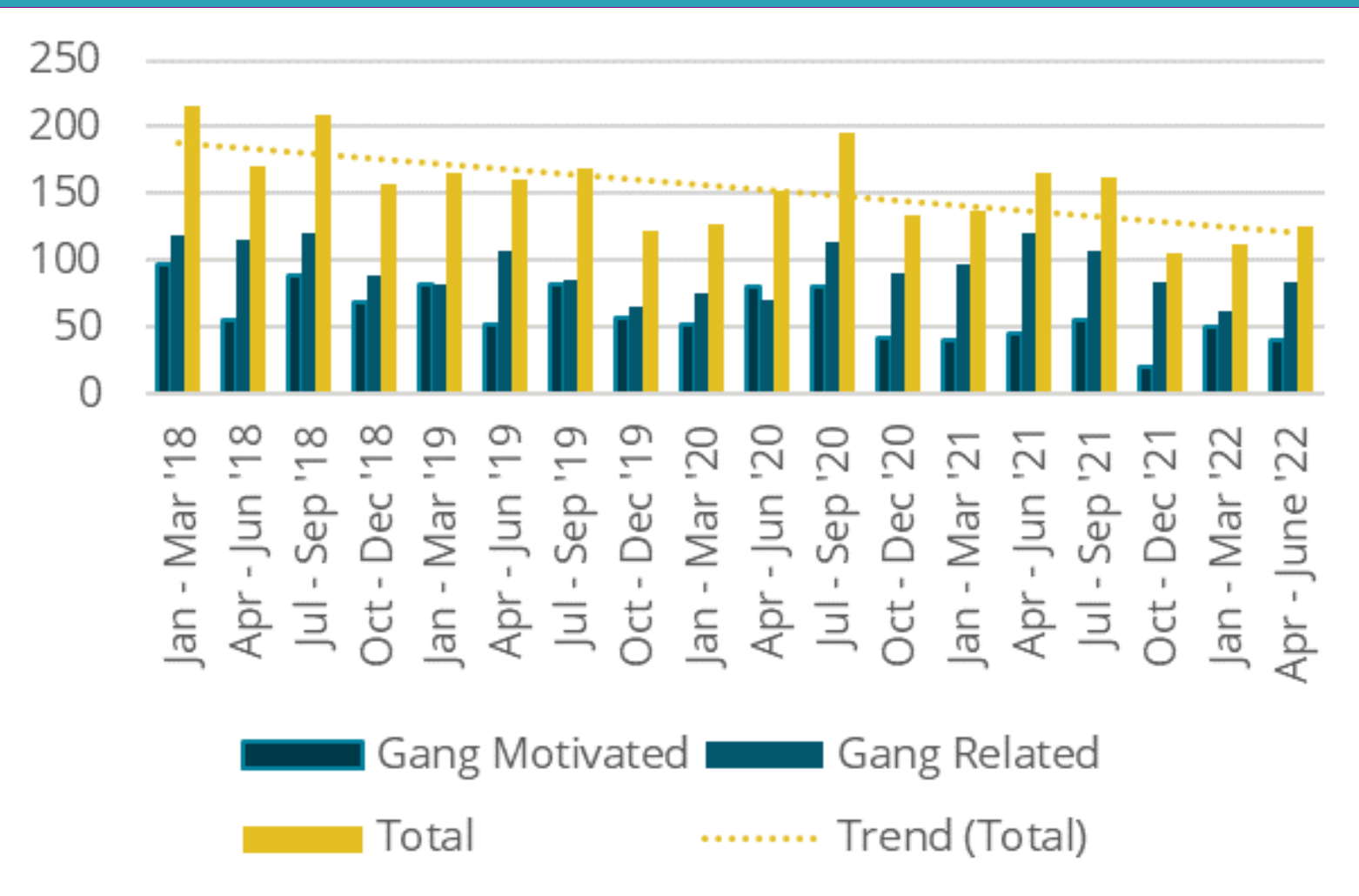
4,973 (2%) served through youth
intervention and BEST services

17,872 people ages 5-24 (7%)
live in Project Hope areas

255,240 people 5 to 24 years of age

1,029,409 people live in San José

Gang Motivated and Related Crimes



32 Listening Sessions Completed

- 9 Project Hope areas
- New Hope for Youth service areas
- C.A.S.T (Cross Agency Service Team)
- Racial Equity Action Leadership (REAL)
- Catholic Charities areas
- Youth Commission
- Interagency Committee
- LEAD Filipino
- 10 Youth Intervention service programs
- Fresh Lifelines for Youth - YAC
- Bill Wilson Center
- Black Leadership Kitchen Cabinet
- La Raza Roundtable
- Ujima
- East San Jose PEACE Partnership
- MGPTF Technical Team

Community Input

ADULTS

- Crime and violence
- Trash collection/littering/graffiti
- Basic needs and Cost of Living
- Homelessness
- Drugs and substance use
- Education
- Police
- Lack of programming and recreation
- Traffic safety

YOUTH


- Basic needs
- Crime/violence/harassment
- Substance use
- Homelessness
- Culture
- Mental health
- Police
- Lack of recreation
- Trash collection

MGPTF 2025: Strategy + Outcomes



Prevention

We prevent youth violence by raising awareness, educating, and engaging youth with positive recreational, social and mental health services to increase protective factors at the individual, family, peer, & community levels. Policy and systems changes can yield substantial benefits.




Intervention

We stop violence and provide youth with positive alternatives, opportunities and environments. For over 30 years the City, schools, partners and providers have intentionally served youth who are exhibiting higher risk factors and involved in violent behaviors. Individual services plus neighborhood initiatives are key strategies.



Diversion + Re-entry

We believe in relational policing efforts coupled with second chances and community-based approaches. Law enforcement and the justice system has a role in protecting the community from violent offenders. We reduce recidivism with opportunities which are required for successful transition and reintegration into the community after a young person is released from detention or incarceration.



Healing

We believe race, place and history matters. Adverse childhood and community experiences contribute to poor outcomes and to the cycle of violence in families, neighborhoods, and institutions. Trauma-informed practices to disrupt interpersonal and institutional violence promotes healing.

PROGRAM OUTCOMES

- ✓ REDUCED INCIDENTS IN 82 SCHOOLS
- ✓ IMPROVED SCHOOL ATTENDANCE
- ✓ INCREASED JOB PLACEMENT
- ✓ REDUCED SUBSTANCE USE
- ✓ REDUCED JUSTICE INVOLVEMENT
- ✓ IMPROVED HOPEFULNESS, SENSE OF PURPOSE

COMMUNITY-WIDE INDICATORS

- ✓ DECREASED YOUTH (10-24) VIOLENCE INCIDENTS, INJURY, & HOMICIDE
- ✓ DECREASED YOUTH (10-24) ARRESTS & RECIDIVISM
- ✓ IMPROVED PERCEPTIONS OF NEIGHBORHOOD SAFETY
- ✓ DECREASED CHRONIC ABSENTEEISM
- ✓ INCREASED ON TIME HIGH SCHOOL GRADUATION

BY AGE, RACE, LOCATION, GENDER IDENTITY, DISABILITY (WHEN POSSIBLE)

OBJECTIVES

3 years

Increase knowledge and protective factors in young people



Reduce youth risk factors in priority neighborhoods and schools



Divert from incarceration and reduce recidivism among young people ages 12-24



Advance Trauma-Informed, Healing-Centered Approaches



KEY RESULTS

1 year = By December 2023

- ❑ Develop a Youth Violence Prevention training plan for bullying prevention, substance use, mental health, and healthy relationships
- ❑ Disseminate information in all City and County facilities on existing gun violence prevention and safety practices, ordinances
- ❑ Implement a multilingual campaign to raise awareness of publicly funded youth violence reduction programs

- ❑ Deliver expanded BEST Eligible Services including youth-driven, whole family, place-based strategies.
- ❑ Identify blocks with high rates of Youth Violence to pilot enhancements and focus on built environment resources
- ❑ Conduct at least 3 additional youth-led, school safety initiatives such as Sandy Hook Promise (Total=6)

- ❑ House at least 6 young people released from Department of Juvenile Justice or County Probation
- ❑ Complete design of a community-level response for youth who have committed gun-related offenses
- ❑ Convene employment sector experts to place at least 15 high risk youth

- ❑ Report annually to Policy Team & community on program and community outcomes with a racial equity lens
- ❑ Increase the number of community voices, sectors and those with lived experience on the Policy Team
- ❑ Implement a joint pilot with County/Cross Agency Services Team & City/Youth Intervention Services in a Project Hope neighborhood

Integrate and align future recommendations from Council related to Reimagining Community Safety and Children and Youth Master Plan

Strategic Work Plan Process



MGPTF Strategic Plan The San José Youth Violence Prevention Strategy

Neighborhood Services and Education Committee

December 8, 2022

Presented by:

**Andrea Flores Shelton, Deputy Director
Community Services Division**

**Israel Canjura, Recreation Superintendent
Community Services Division**

SAN JOSE
**PARKS, RECREATION &
NEIGHBORHOOD SERVICES**