

# SJYEA POLICY TEAM REPORT OCTOBER – DECEMBER 2023



Lt. Geeno Gular  
Gang Investigations/Assaults Unit  
February 22, 2024

# OCTOBER – DECEMBER 2023

**ALL GANG INCIDENTS**  
156

**GANG MOTIVATED**  
47

GIU CATEGORY	TOTAL
VIOLENT	25
SIMPLE ASSAULT	3
SELF-INITIATED ACTIVITY	1
OTHER GANG RELATED INCIDENT	18
<b>TOTAL</b>	<b>47</b>

**VIOLENT (PART I)**  
25

VIOLENT CRIME CATEGORY	TOTAL
HOMICIDE	0
RAPE	0
ROBBERY	3
AGG ASSAULT	22
<b>TOTAL</b>	<b>25</b>

**PROPERTY (PART I)**  
0

PROPERTY CRIME CATEGORY	TOTAL
BURGLARY	0
LARCENY	0
VEHICLE THEFT	0
<b>TOTAL</b>	<b>0</b>

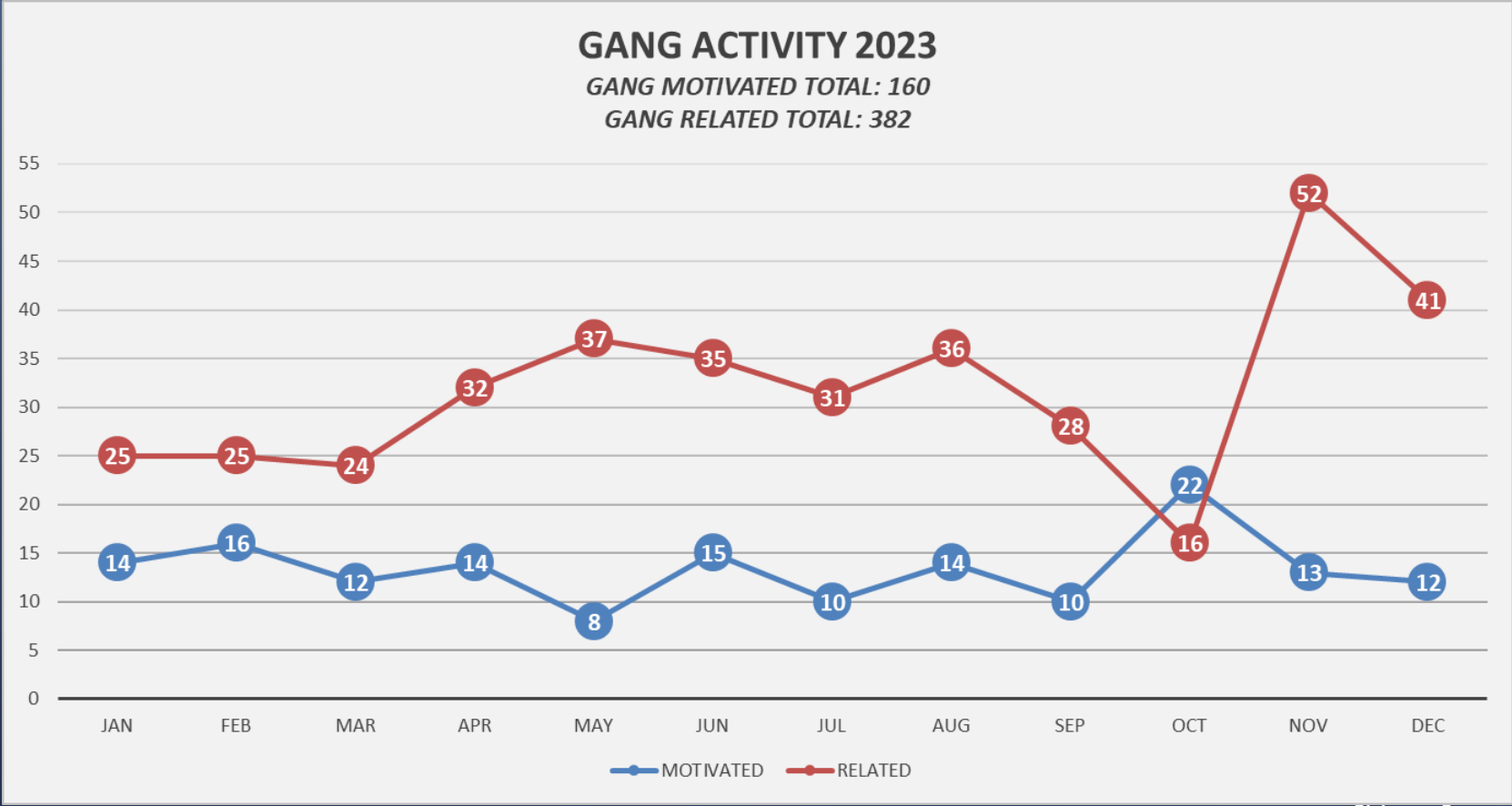
**GANG RELATED**  
109

GIU CATEGORY	TOTAL
VIOLENT	26
SIMPLE ASSAULT	12
OTHER GANG RELATED INCIDENT	28
SELF-INITIATED ACTIVITY	43
<b>TOTAL</b>	<b>109</b>

VIOLENT CRIME CATEGORY	TOTAL
HOMICIDE	1
RAPE	0
ROBBERY	9
AGG ASSAULT	16
<b>TOTAL</b>	<b>26</b>

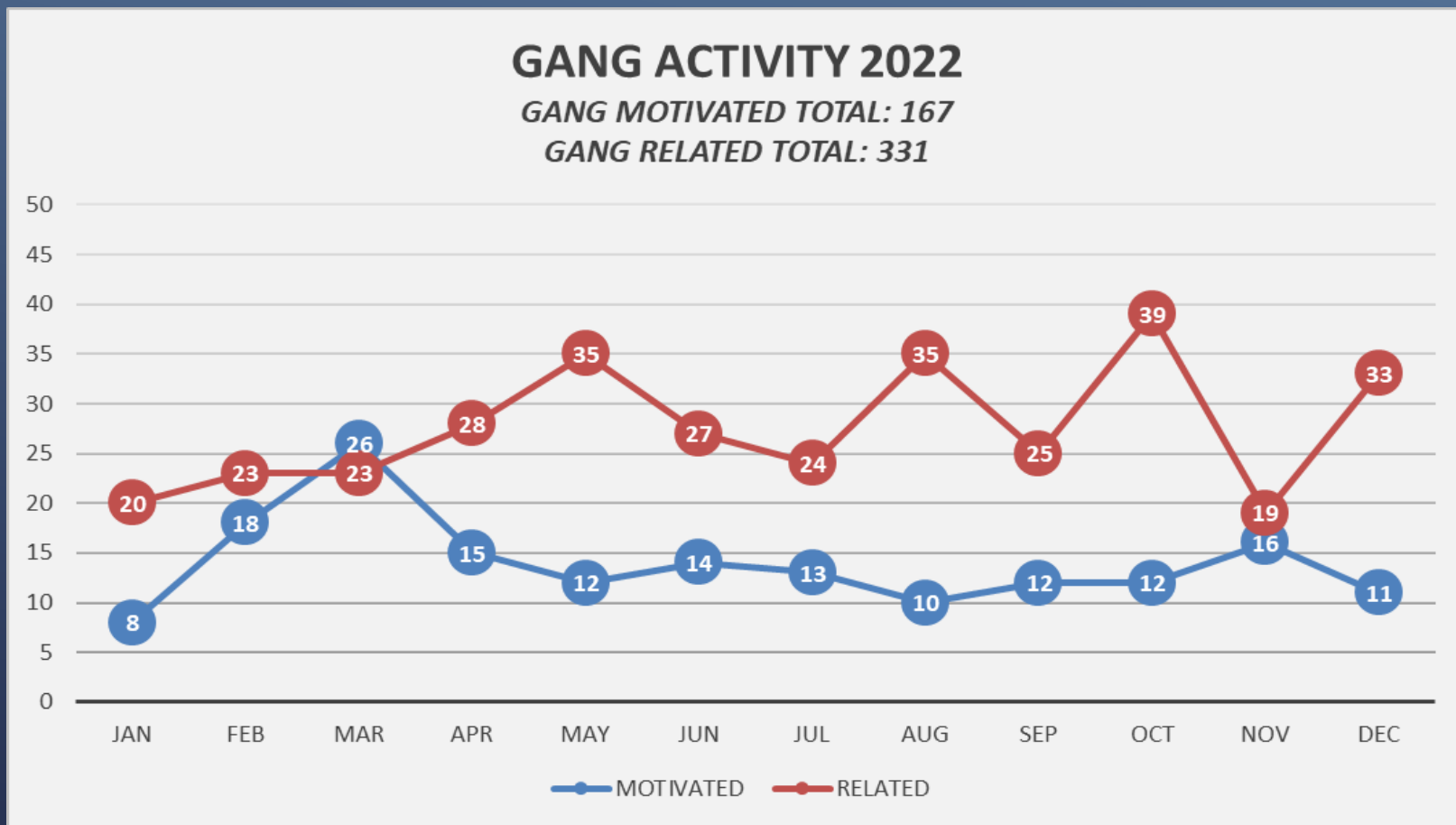
CRIME CATEGORY	TOTAL
AGG ASSAULT	16
CIVIL RIGHTS	1
DISTURB PEACE	2
FORGERY/FRAUD	1
HOMICIDE	1
INFO	5
INTIMIDATION	4
LARCENY	1
LIQUOR	1
NARCOTICS	11
OBSTRUCT/RESIST	9
PAROLE	3
ROBBERY	9
SUSPCIRC	3
TRAFFIC	6
VANDALISM	5
WARRANT & FUGITI	4
WEAPONS	27
<b>TOTAL</b>	<b>109</b>

# GANG ACTIVITY 2023\*



\* Gang motivated and related numbers are subject to change.

# GANG ACTIVITY 2022\*



\* Gang motivated and related numbers are subject to change.

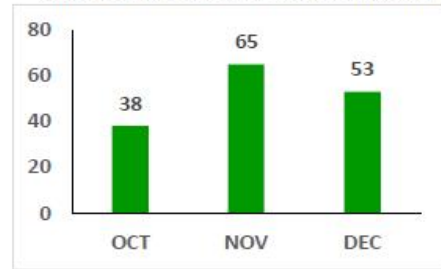




# Density and Location of Gang Incidents October - December 2023

TOTAL INCIDENTS CITYWIDE: 156\*

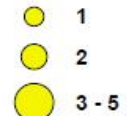
\*One incident occurred outside SJ jurisdiction



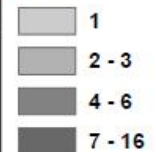
### District Breakdown

DIVISION	DIST	TOTAL	DIVISION	DIST	TOTAL
CENTRAL	E	11	SOUTHERN	A	1
	K	7		T	1
	R	4		X	23
	V	5		Y	9
	<b>CENTRAL Total</b>	<b>27</b>		<b>SOUTHERN Total</b>	<b>34</b>
FOOTHILL	C	24	WESTERN	F	10
	M	11		L	21
	P	9		N	5
	W	6		S	8
	<b>FOOTHILL Total</b>	<b>50</b>		<b>WESTERN Total</b>	<b>44</b>

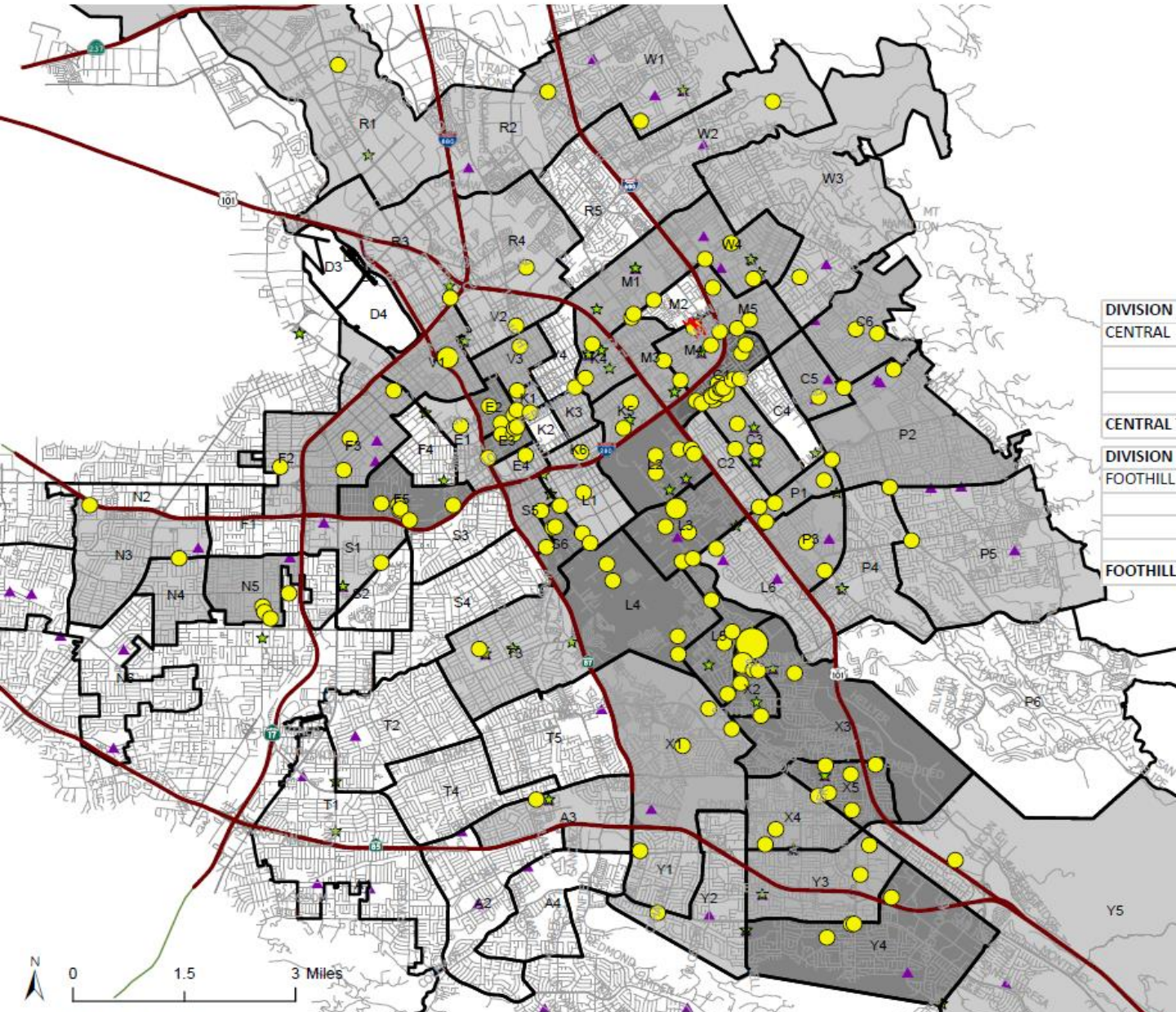
### Number of Incidents Per Location



### Number Of Incidents Per Beat



- Gang Homicide
- Community Based Organization (CBO)
- Safe School Campus Initiative (SSCI)



# TRENDS

