

SJYEA POLICY TEAM REPORT JULY – SEPTEMBER 2023



Lt. Geeno Gular
Gang Investigations/Assaults Unit
November 16, 2023

JULY – SEPTEMBER 2023

ALL GANG INCIDENTS

126

GANG MOTIVATED

34

| GIU CATEGORY | TOTAL |
|-----------------------------|-----------|
| VIOLENT | 20 |
| SIMPLE ASSAULT | 2 |
| SELF-INITIATED ACTIVITY | 1 |
| OTHER GANG RELATED INCIDENT | 11 |
| TOTAL | 34 |

VIOLENT (PART I)

20

| VIOLENT CRIME CATEGORY | TOTAL |
|------------------------|-----------|
| HOMICIDE | 0 |
| RAPE | 0 |
| ROBBERY | 2 |
| AGG ASSAULT | 18 |
| TOTAL | 20 |

PROPERTY (PART I)

0

| PROPERTY CRIME CATEGORY | TOTAL |
|-------------------------|----------|
| BURGLARY | 0 |
| LARCENY | 0 |
| VEHICLE THEFT | 0 |
| TOTAL | 0 |

GANG RELATED

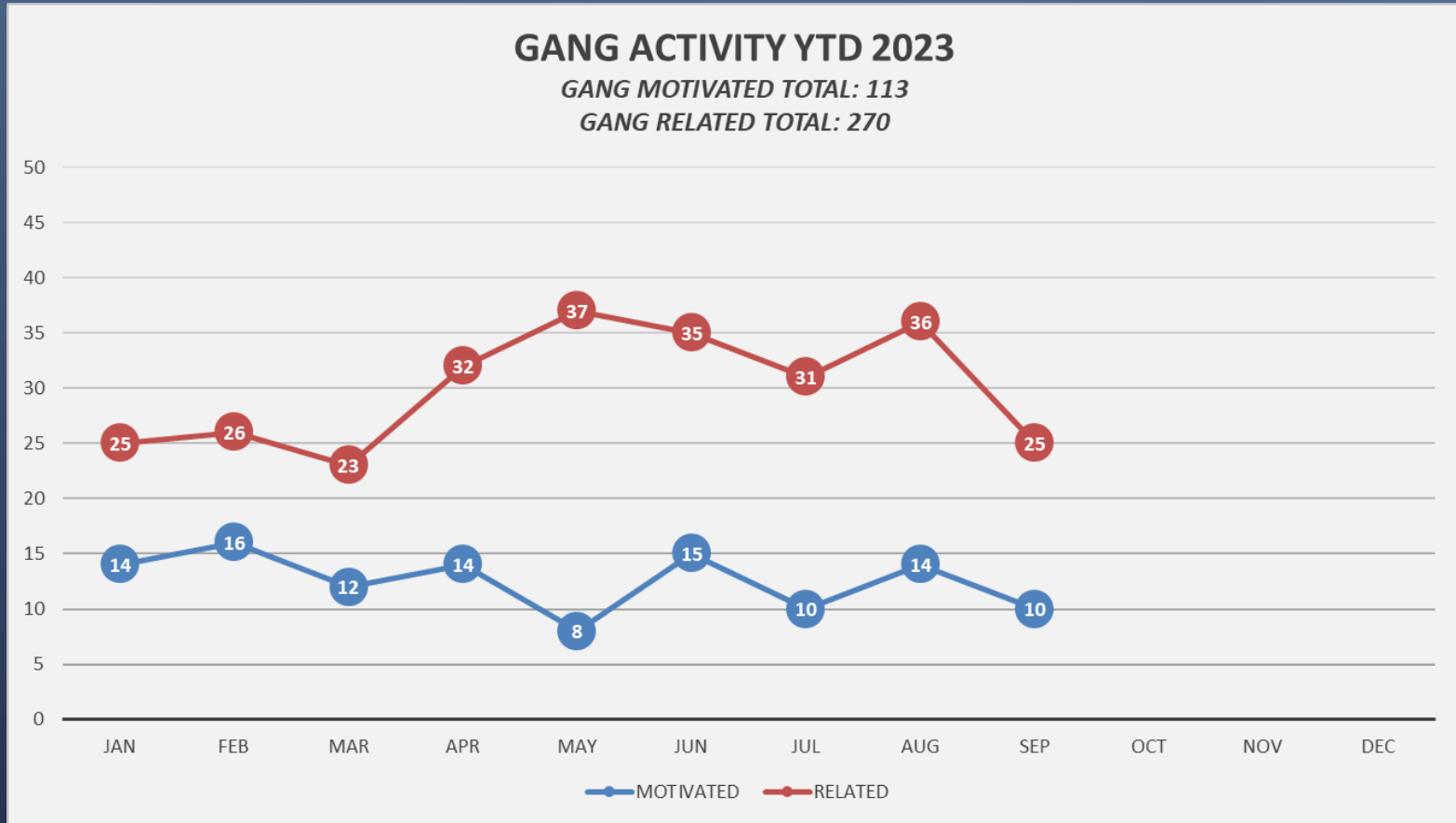
92

| GIU CATEGORY | TOTAL |
|-----------------------------|-----------|
| VIOLENT | 14 |
| SIMPLE ASSAULT | 16 |
| OTHER GANG RELATED INCIDENT | 39 |
| SELF-INITIATED ACTIVITY | 23 |
| TOTAL | 92 |

| VIOLENT CRIME CATEGORY | TOTAL |
|------------------------|-----------|
| HOMICIDE | 1 |
| RAPE | 0 |
| ROBBERY | 0 |
| AGG ASSAULT | 13 |
| TOTAL | 14 |

| CRIME CATEGORY | TOTAL |
|------------------|-----------|
| AGG ASSAULT | 12 |
| ASSAULT | 3 |
| DISTURB PEACE | 1 |
| DOMESTIC VIOL | 3 |
| HOMICIDE | 1 |
| INFO | 3 |
| INTIMIDATION | 2 |
| LIQUOR | 1 |
| MUNI CODE VIOL | 2 |
| NARCOTICS | 9 |
| OBSTRUCT/RESIST | 13 |
| PAROLE | 2 |
| POST RELEASE | 1 |
| PROBATION | 1 |
| STOLEN PROPERTY | 3 |
| TRAFFIC | 5 |
| VEHICLE THEFT | 1 |
| WARRANT & FUGITI | 4 |
| WEAPONS | 25 |
| TOTAL | 92 |

GANG ACTIVITY 2023*



* Gang motivated and related numbers are subject to change.

GANG ACTIVITY 2022*



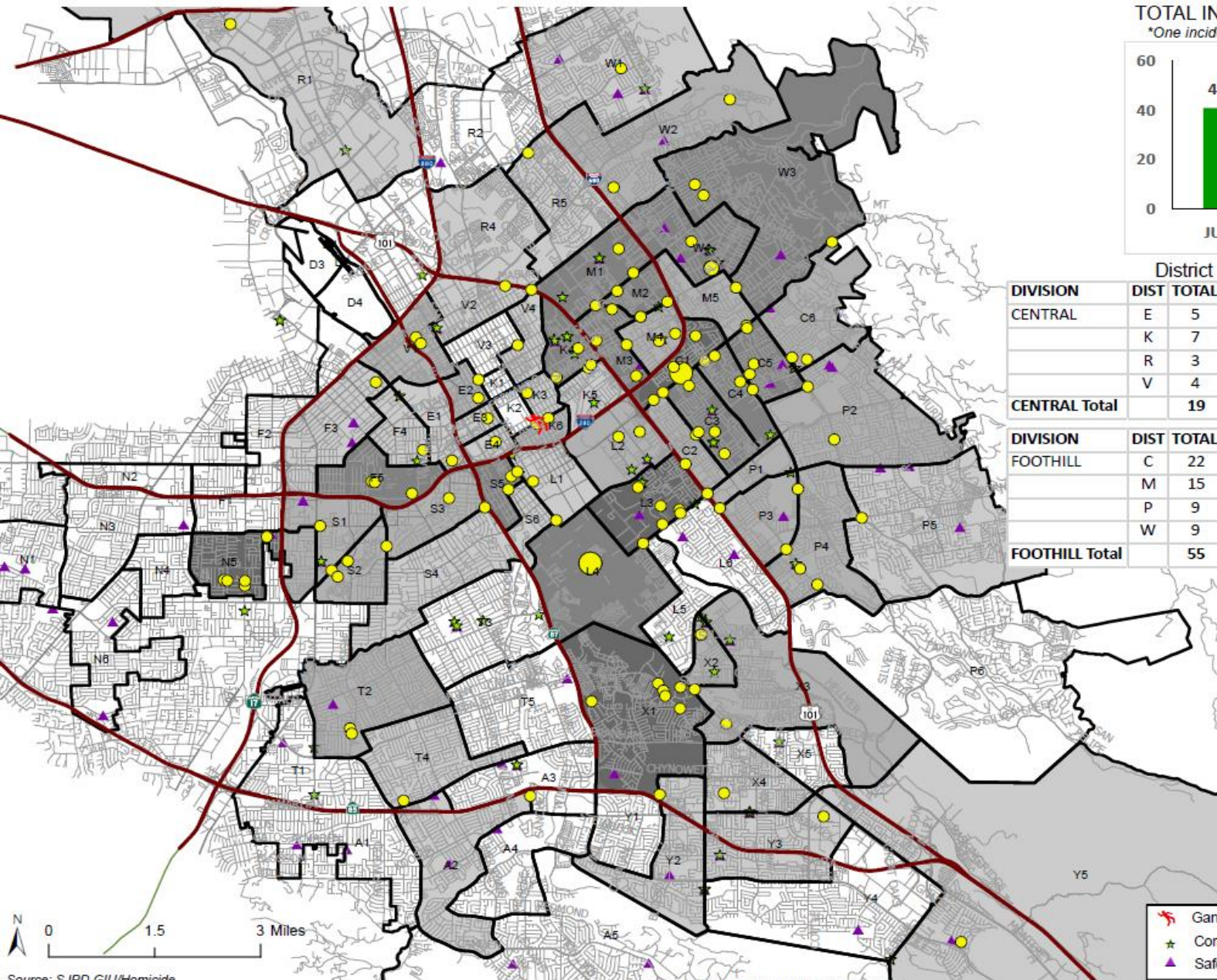
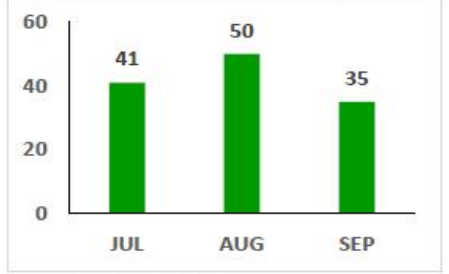
* Gang motivated and related numbers are subject to change.



Density and Location of Gang Incidents

July - September 2023

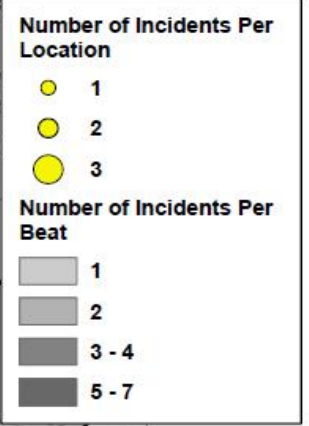
TOTAL INCIDENTS CITYWIDE: 126*
 *One incident occurred outside SJ jurisdiction



District Breakdown

| DIVISION | DIST | TOTAL | DIVISION | DIST | TOTAL |
|----------|----------------------|-------|----------|-----------|-----------------------|
| CENTRAL | E | 5 | SOUTHERN | A | 1 |
| | K | 7 | | T | 3 |
| | R | 3 | | X | 11 |
| | V | 4 | | Y | 3 |
| | CENTRAL Total | | | 19 | SOUTHERN Total |


| DIVISION | DIST | TOTAL | DIVISION | DIST | TOTAL |
|-----------------------|------|-----------|----------------------|------|-----------|
| FOOTHILL | C | 22 | WESTERN | F | 5 |
| | M | 15 | | L | 12 |
| | P | 9 | | N | 5 |
| | W | 9 | | S | 11 |
| FOOTHILL Total | | 55 | WESTERN Total | | 33 |



- Gang Homicide
- Community Based Organization (CBO)
- Safe School Campus Initiative (SSCI)



TRENDS

- Youth recruitment is still on the rise
 - The Nuestra Familia continues to rebuild after the 2021 indictments
 - New Northener gang recruits are no longer required to get jumped in, they must attack rivals instead
 - Sureno activity is seen bleeding from Western division into Campbell
 - Gang beefs are occurring creating Red on Red violence with deep divides among gangs.
- 

GENDER & AGE BREAKDOWN OF YOUTH VICTIMS & OFFENDERS IN GANG MOTIVATED & RELATED INCIDENTS; BY SIMPLE AND AGGRAVATED ASSAULTS

TIME PERIOD: JULY - SEPTEMBER 2023

| Gender Trends for Youth Simple & Aggravated Assaults | | |
|--|----------------|--------------------|
| | Simple Assault | Aggravated Assault |
| # of Male Victims | 4 | 10 |
| # of Female Victims | 1 | 3 |
| # of Male Suspects | 11 | 26 |
| # of Female Suspects | 2 | 2 |

| Age Trends for Youth Simple & Aggravated Assaults | | |
|---|----------------|--------------------|
| | Simple Assault | Aggravated Assault |
| Male Victims Under 14 | 2 | 0 |
| Female Victims Under 14 | 0 | 1 |
| Male Victims 14-17 | 1 | 6 |
| Female Victims 14-17 | 0 | 1 |
| Male Victims 18-24 | 1 | 4 |
| Female Victims 18-24 | 1 | 1 |
| Male Suspects Under 14 | 0 | 0 |
| Female Suspects Under 14 | 1 | 0 |
| Male Suspects 14-17 | 6 | 12 |
| Female Suspects 14-17 | 0 | 2 |
| Male Suspects 18-24 | 5 | 14 |
| Female Suspects 18-24 | 1 | 0 |

GENDER & AGE BREAKDOWN OF YOUTH VICTIMS & OFFENDERS IN GANG MOTIVATED & RELATED INCIDENTS: BY CRIME CATEGORY

TIME PERIOD: JULY - SEPTEMBER 2023

SUSPECT

| GENDER | CRIME CATEGORY | 4-5 YEARS | 6-8 YEARS | 9-11 YEARS | 12-13 YEARS | 14-15 YEARS | 16-17 YEARS | 18-21 YEARS | 22-24 YEARS | GRAND TOTAL |
|---------------------|------------------|-----------|-----------|------------|-------------|-------------|-------------|-------------|-------------|-------------|
| FEMALE | AGG ASSAULT | | | | | | 2 | | | 2 |
| | ASSAULT | | | | 1 | | | 1 | | 2 |
| | STOLEN PROPERTY | | | | | 1 | | | | 1 |
| | WEAPONS | | | | | | 1 | 1 | | 2 |
| FEMALE TOTAL | | 0 | 0 | 0 | 1 | 1 | 3 | 2 | 0 | 7 |
| MALE | AGG ASSAULT | | | | | 5 | 7 | 12 | 2 | 26 |
| | ASSAULT | | | | 1 | 3 | 2 | 5 | | 11 |
| | DOMESTIC VIOL | | | | | | | | 1 | 1 |
| | HOMICIDE | | | | | | 1 | 1 | | 2 |
| | INTIMIDATION | | | | | 1 | | | | 1 |
| | LIQUOR | | | | | | | 3 | | 3 |
| | MUNI CODE VIOL | | | | | | | 1 | | 1 |
| | NARCOTICS | | | | | | | 1 | 2 | 3 |
| | OBSTRUCT/RESIST | | | | | | 4 | 5 | 3 | 12 |
| | PAROLE | | | | | | | 2 | | 2 |
| | ROBBERY | | | | | | 1 | 1 | | 2 |
| | STOLEN PROPERTY | | | | | 1 | 1 | | | 2 |
| | TRAFFIC | | | | | | 1 | | 2 | 3 |
| | VEHICLE THEFT | | | | | | | | 1 | 1 |
| | WARRANT & FUGITI | | | | | | | 4 | 1 | 5 |
| | WEAPONS | | | | | 4 | 4 | 6 | 7 | 21 |
| MALE TOTAL | | 0 | 0 | 0 | 1 | 14 | 21 | 41 | 19 | 96 |
| GRAND TOTAL | | 0 | 0 | 0 | 2 | 15 | 24 | 43 | 19 | 103 |

VICTIM

| GENDER | CRIME CATEGORY | 4-5 YEARS | 6-8 YEARS | 9-11 YEARS | 12-13 YEARS | 14-15 YEARS | 16-17 YEARS | 18-21 YEARS | 22-24 YEARS | GRAND TOTAL |
|---------------------|-----------------|-----------|-----------|------------|-------------|-------------|-------------|-------------|-------------|-------------|
| FEMALE | AGG ASSAULT | 1 | | | | | 1 | | 1 | 3 |
| | ASSAULT | | | | | | | | 1 | 1 |
| | WEAPONS | | | | | | | | 1 | 1 |
| FEMALE TOTAL | | 1 | 0 | 0 | 0 | 0 | 1 | 0 | 3 | 5 |
| MALE | AGG ASSAULT | | | | | 2 | 4 | 2 | 2 | 10 |
| | ASSAULT | | | 2 | | | 1 | 1 | | 4 |
| | HOMICIDE | | | | | | 1 | 1 | | 2 |
| | OBSTRUCT/RESIST | | | | | | | 1 | | 1 |
| | ROBBERY | | | | | | | 1 | 1 | 2 |
| MALE TOTAL | | 0 | 0 | 2 | 0 | 2 | 6 | 6 | 3 | 19 |
| GRAND TOTAL | | 1 | 0 | 2 | 0 | 2 | 7 | 6 | 6 | 24 |