



# Vision Zero Data Update

---

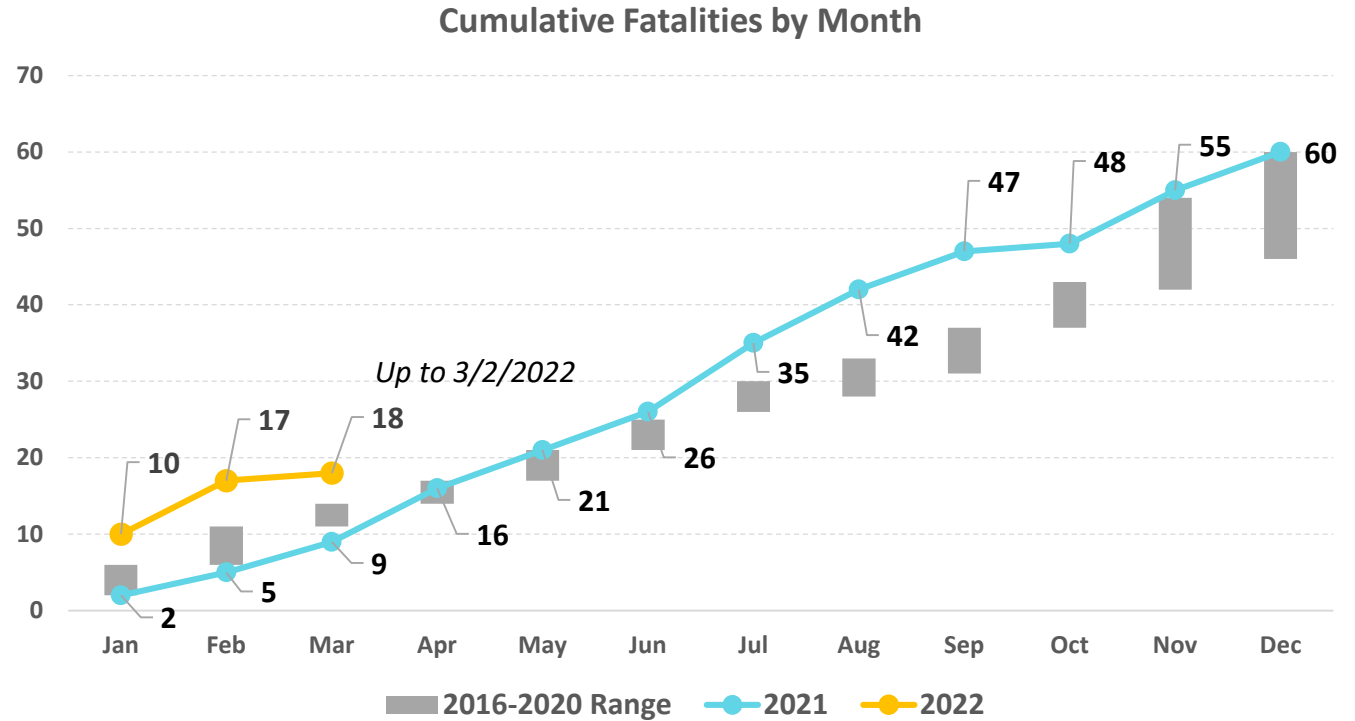
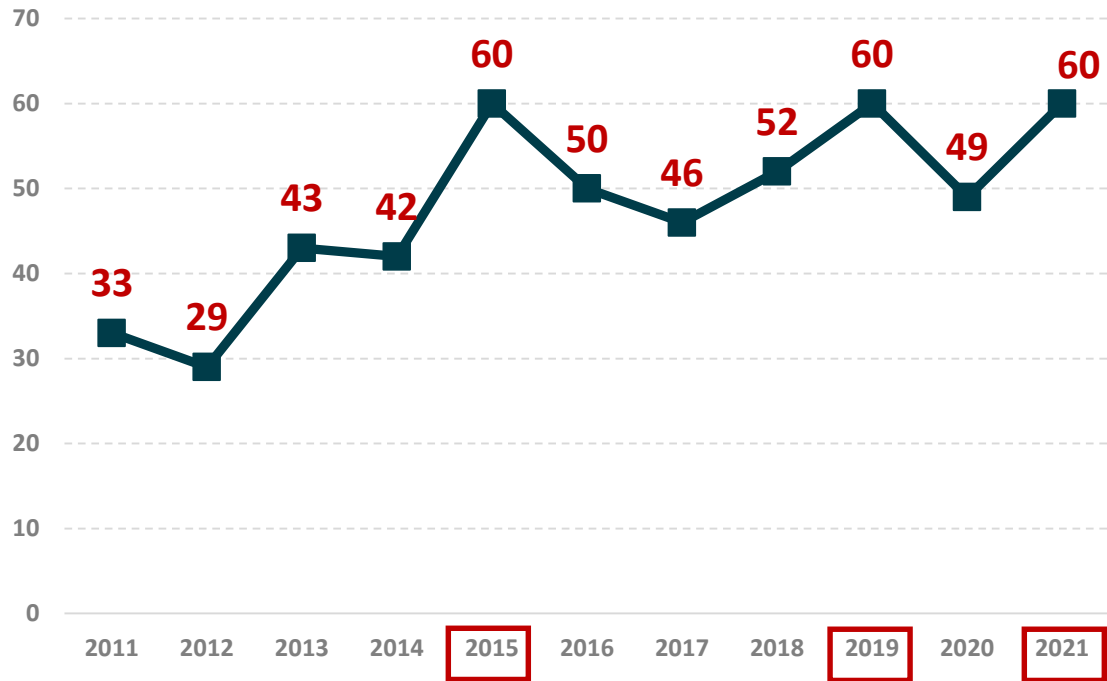
[visionzerosj.org](http://visionzerosj.org)

**SANJOSE**

March 7, 2022  
Jesse Mintz-Roth (he/him) – Vision Zero Manager  
Sgt. Justin Palmer – Police Department

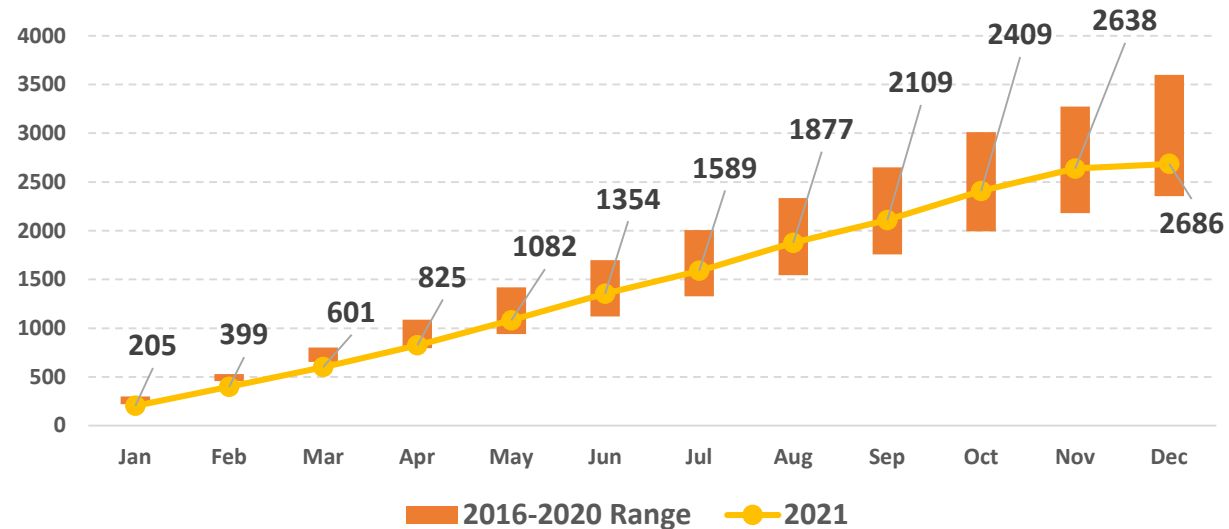


# San Jose Traffic Fatalities: Last 10 Years

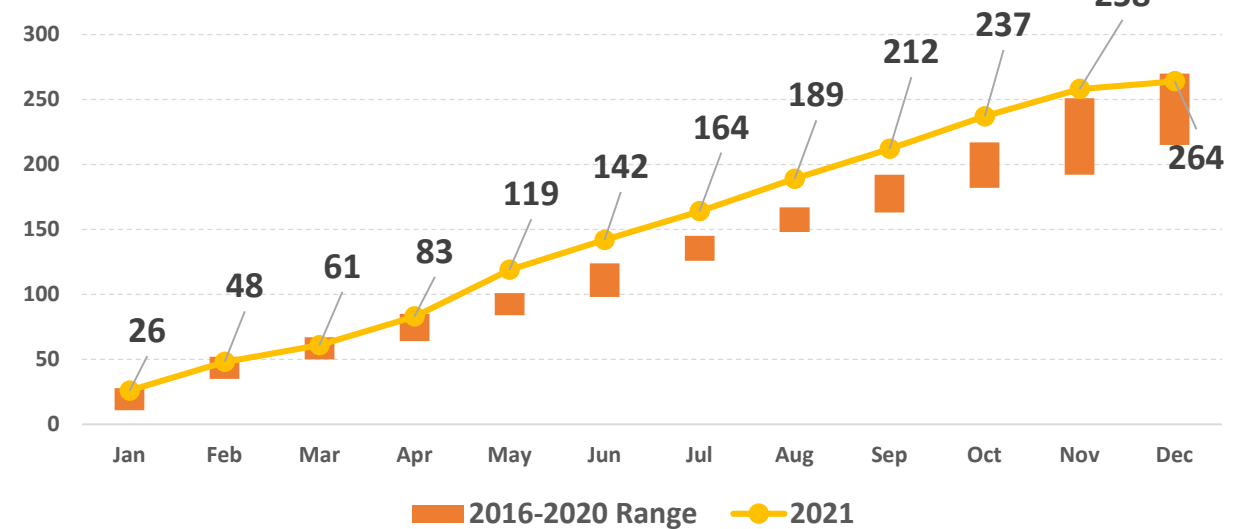


# 2021 Injury Crashes by Month

Cumulative Injuries by Month



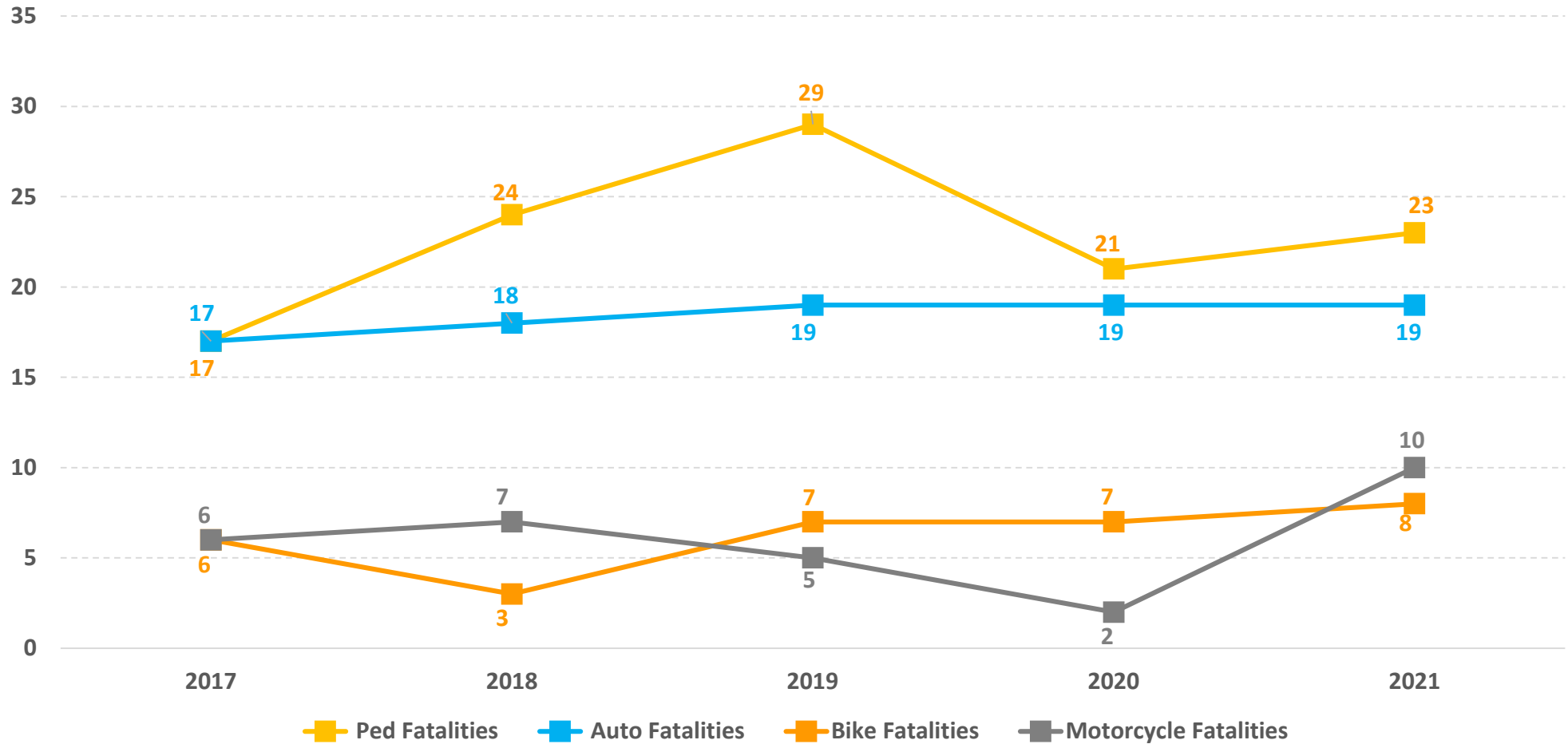
Cumulative KSI by Month



**Note: Injury data is incomplete for July – December 2021**



# Traffic Fatalities: 2017-2021 by Street User Type



# 2021 Traffic Fatalities Trends

23 

19 

8 

10 

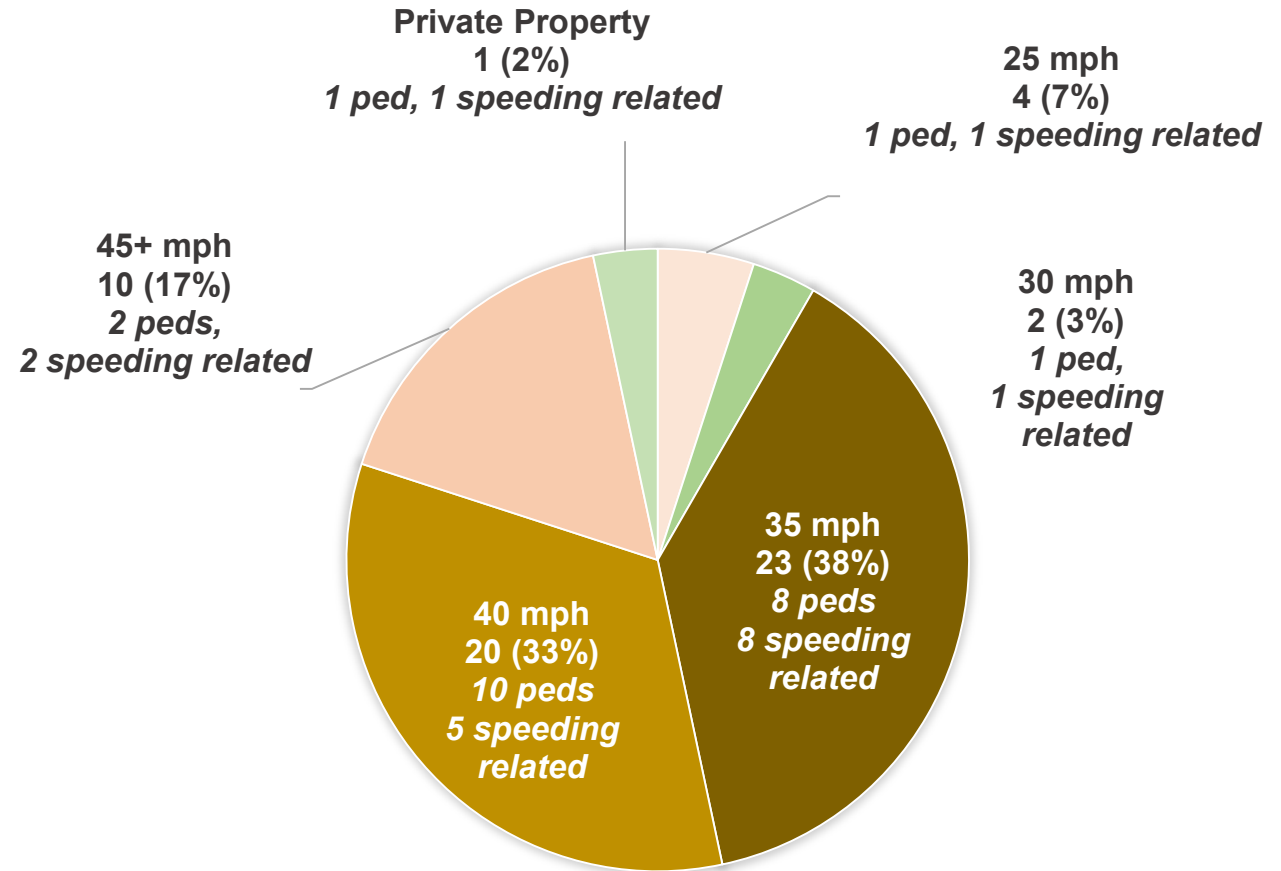
## 60 fatalities (58 crashes)

- 29 (48%) - on Priority Safety Corridors
- 7 (12%) - on Monterey Road
- 18 (30%) - Unhoused
- 42 (70%) - in dark hours
- 10 (17%) - motorcycle
- 23 (38%) - people walking → 16 (70%) outside of crosswalks
- 44 (73%) - male driver
- 18 (30%) - with speeding as a factor



# 2021 Traffic Fatalities: Speeding Fatality by Posted Speed Limit

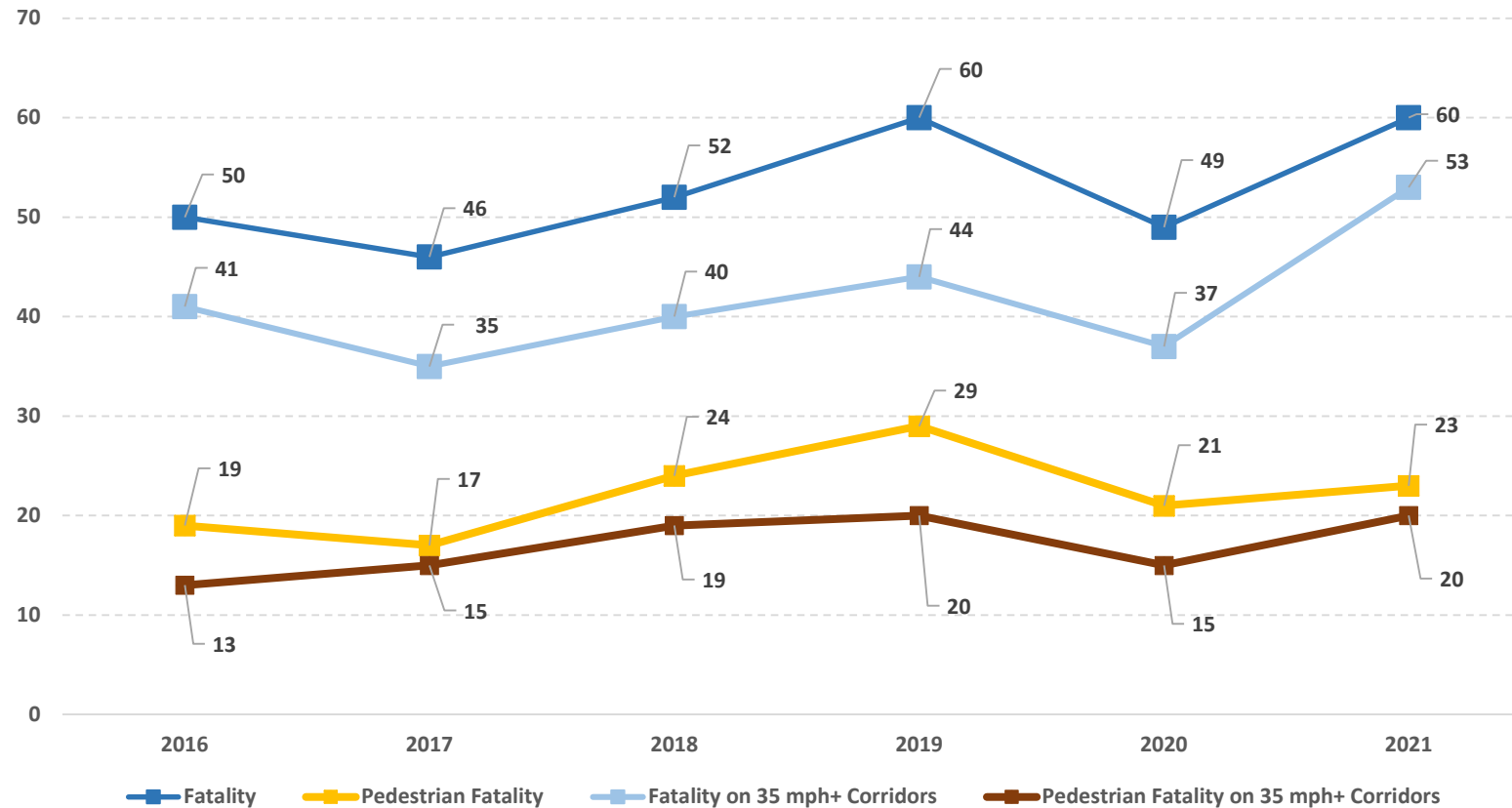
- 53 of 60 fatalities (88%) - on roadways with a posted speed limit of 35 mph+
- 18 of 60 fatalities (30%) - due to speeding
- Speeding is San José's top known factor leading to KSIs





# 2021 Traffic Fatalities: On 35 mph+ Posted Speed Corridors

Fatality & Fatality on 35 mph+ Corridors  
Pedestrian Fatality & Pedestrian Fatality on 35 mph+ Corridors





# 2022 Traffic Fatalities *Up to 3/2/2022*



Case #	Crash Date	Mode/ Deceased	Age	Victim's Gender	Driver's Gender	Collision Factor	Closest Intersection	VZ Corridor	District
1	01/2/2022	Pedestrian	45	Male	Unknown	Pedestrian outside crosswalk	White Rd, S of East Hills Dr	Y	5
2	01/5/2022	Bicyclist	60	Male	Unknown	Factor Unknown	Queens Ln & Old Bayshore Hwy	N	3
3	01/11/2022	Pedestrian	53	Male	Female	Pedestrian outside crosswalk	Curtner Ave, W of Canoas Garden	N	6
4	01/12/2022	Driver	67	Male	Male	Speeding	White Rd and Almond Dr	N	8
5	01/07/2022	Pedestrian	38	Male	Unknown	Pedestrian outside crosswalk	Senter Road and Capitol Expressway	Y	7
6	01/18/2022	Pedestrians	38, 49	Male, Male	Male	Pedestrian outside crosswalk	Almaden Expressway, 100' S of Foxworthy Av	Y	9
7	01/20/2022	Bicyclist	20	Male	Male	Red light running	Santa Teresa Bl and Blossom Av	N	10
8	01/22/2022	Pedestrian	69	Male	Male	Speeding	N Jackson Av and Mather Dr	Y	5
9	01/23/2022	Pedestrian	31	Male	Unknown	Possible: Speeding/ red light running	The Alameda and Newhall St	N	6
10	02/02/2022	Pedestrian	63	Female	Male	Possible: Vision obscured/ pedestrian on roadway	IFO 4998 Fontanelle Ct	N	2
11	02/05/2022	Driver	27	Female	Male	Red light running	Berryessa Rd and Piedmont Rd	N	4
12	02/10/2022	Bicyclist	58	Male	Male	Possible: red light running	Almaden Expressway and Foxworthy Av	Y	9
13	02/12/2022	Passenger	38	Male	Female	DUI	White Rd and Castleton Dr	N	8
14	02/15/2022	Motorcycle	49	Female	Female	Possible: speeding/ unsafe turning movement	San Tomas Exp and Payne Av	N	1
15	02/19/2022	Driver	25	Male	Male	Speeding	Almaden Expressway, S of Coleman Av	Y	10
16	02/09/2022	Pedestrian	59	Female	Male	Pedestrian outside crosswalk	Senter Rd, S of Needles Dr	Y	7
17	03/02/2022	Pedestrian	68	Male	Unknown	Possible: speeding	White Rd and Sylvan Dr	Y	8



## 2022 Traffic Fatalities Trends

*Up to 3/2/2022*

10 

4 

3 

1 

### 18 fatalities (17 crashes)

- 9 (50%) - on Priority Safety Corridors
- 3 (17%) - Almaden Ex/Foxworthy (County)
- 4 (22%) - White Rd
- 15 (83%) - in dark hours
- 10 (56%) - people walking → 9 (90%) outside of crosswalks
- 6 (33%) - with speeding as a possible factor
- 6 (33%) – Hit-and-runs (PD)



# Vision Zero Data Update

---

[visionzerosj.org](http://visionzerosj.org)

**SANJOSE**

March 7, 2022  
Jesse Mintz-Roth (he/him) – Vision Zero Manager  
Sgt. Justin Palmer – Police Department