

**18.1 ACRES TO REMAIN  
NON URBAN HILLSIDE**

APN 679-08-002  
APN 679-08-003  
APN 679-09-001  
APN 679-08-002

REVISSED 15% SLOPELINE  
MARK UP AS PER CITY'S  
SUGGESTION ON 11/07/09

EXISTING SITE PLAN SCALE: 1/80"=1'-0"

**3 ACRE PUBLIC/QUASI PUBLIC**

HWY 101

**DOVE HILL MEDICALLY ASSISTED SENIOR FACILITY**

4200 DOVE HILL ROAD  
SAN JOSE, CA

**SALVATORE CARUSO  
DESIGN CORPORATION**  
980 EL CAMINO REAL, SUITE 200, SANTA CLARA, CA 95050  
TEL. No. (408) 998-4087 • FAX. No. (408) 998-4088

**EXISTING SITE PLAN**



**18.1 ACRES TO REMAIN  
NON URBAN HILLSIDE**

**3 ACRE PUBLIC/QUASI PUBLIC**



Dove Rd

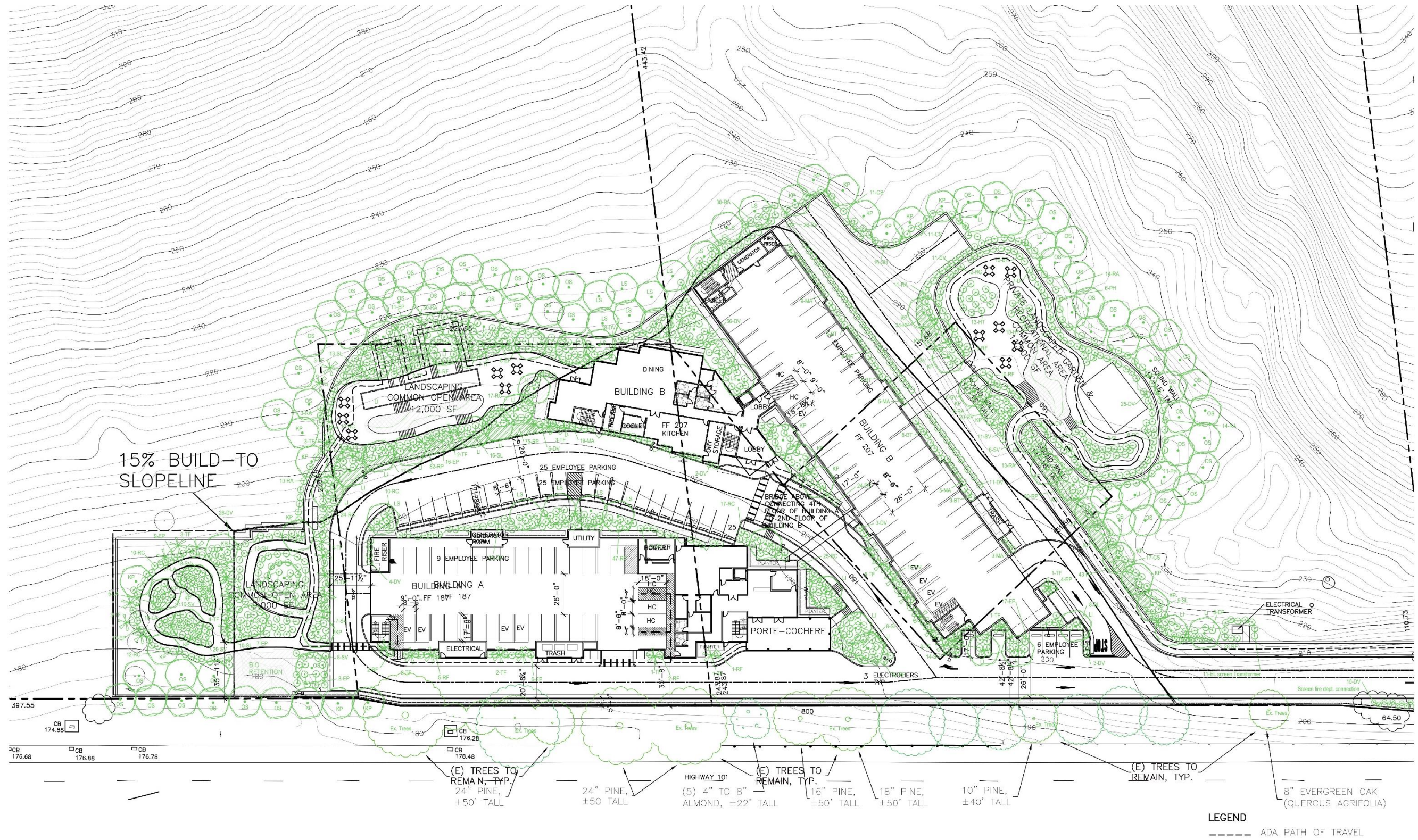
Dove Rd

Dove Rd

Dove Rd

Dove Rd

# ENLARGED SITE PLAN




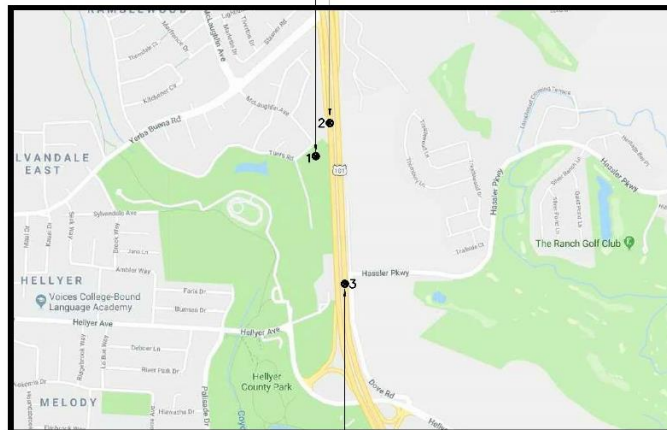
# PHOTO SIMULATIONS



ON LAND ACROSS 101  
WEST OF THE SITE



TRAVELLING SOUTHBOUND ON 101,  
A ½ MILE NORTH OF THE SITE



TRAVELLING NORTHBOUND ON 101@ HASSLER



**THE SITE HAS BEEN OCCUPIED FOR NEARLY 100 YEARS**



**ENVIRONMENT**

# SEWER LAYOUT



PROVIDE SEWER STUB OUTS FOR ALL PROPERTIES ON DOVE HILL ROAD



Thank You