

Climate Smart San José Update

City Council Meeting
November 19, 2019

Presented by:

Kerrie Romanow, ESD Director & Ken Davies, ESD Deputy Director



CLIMATE SMART SAN JOSE

A People-Centered Plan for a
Low-Carbon City



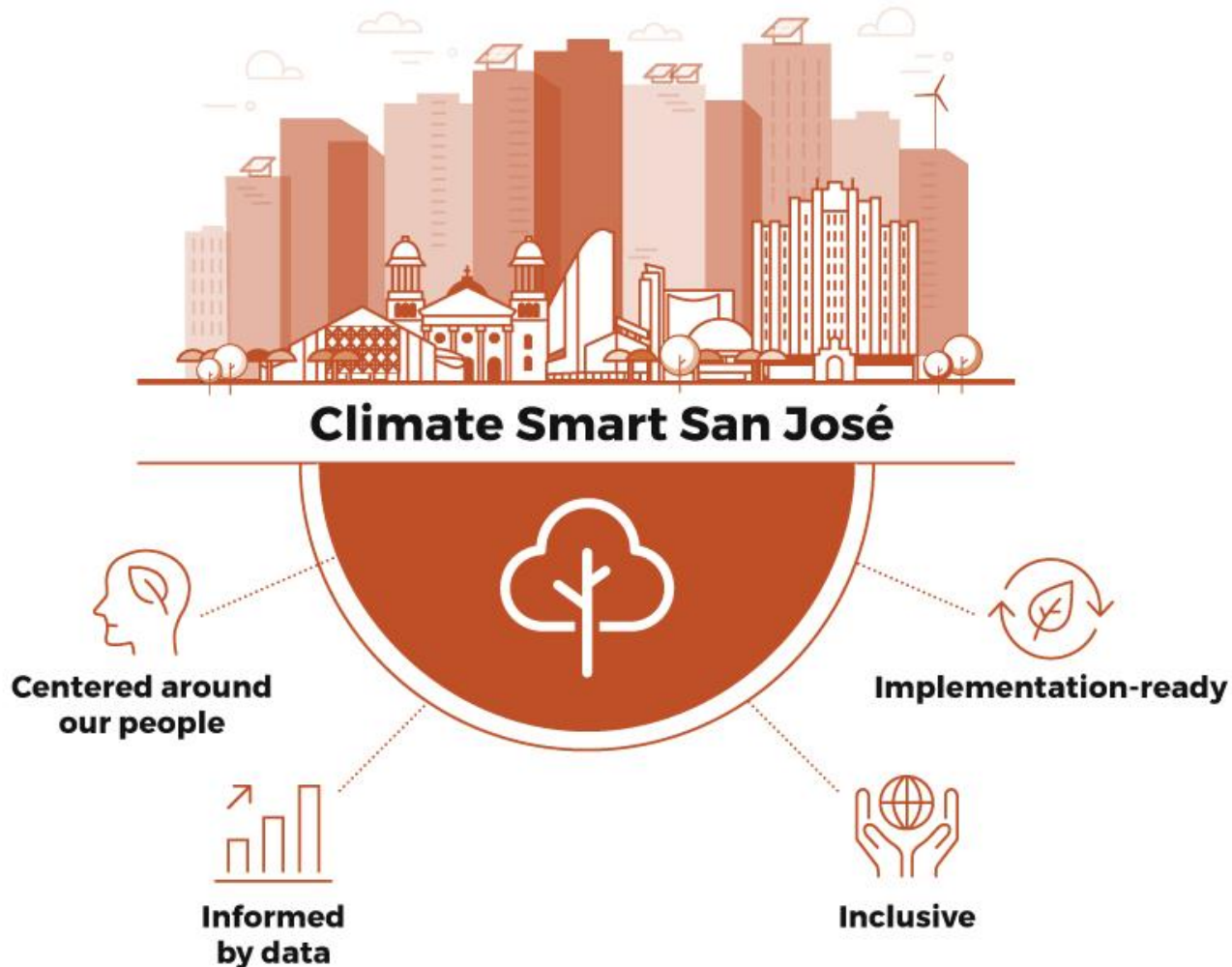
- Background
- Community Engagement
- Workplan Updates

Our Urgency: Warmer, Drier Trend Continues



Key Framing for Climate Smart San José

A People-Centered Plan for a Low-Carbon City



Climate Smart San José

Nine Strategies & Three Pillars

PILLARS of what residents want

Pillar 1

A Sustainable & Climate Smart City

Pillar 2

A Vibrant City of Connected & Focused Growth

Pillar 3

An Economically Inclusive City of Opportunity

Climate and water STRATEGIES

1.1

Transition to a renewable energy future

2.1

Densify our city to accommodate our future neighbors

2.3

Create clean, personalized mobility choices

3.1

Create local jobs in our city to reduce vehicle miles traveled

3.3

Make commercial goods movement clean and efficient

1.2

Embrace our Californian climate

2.2

Make homes efficient and affordable for our families

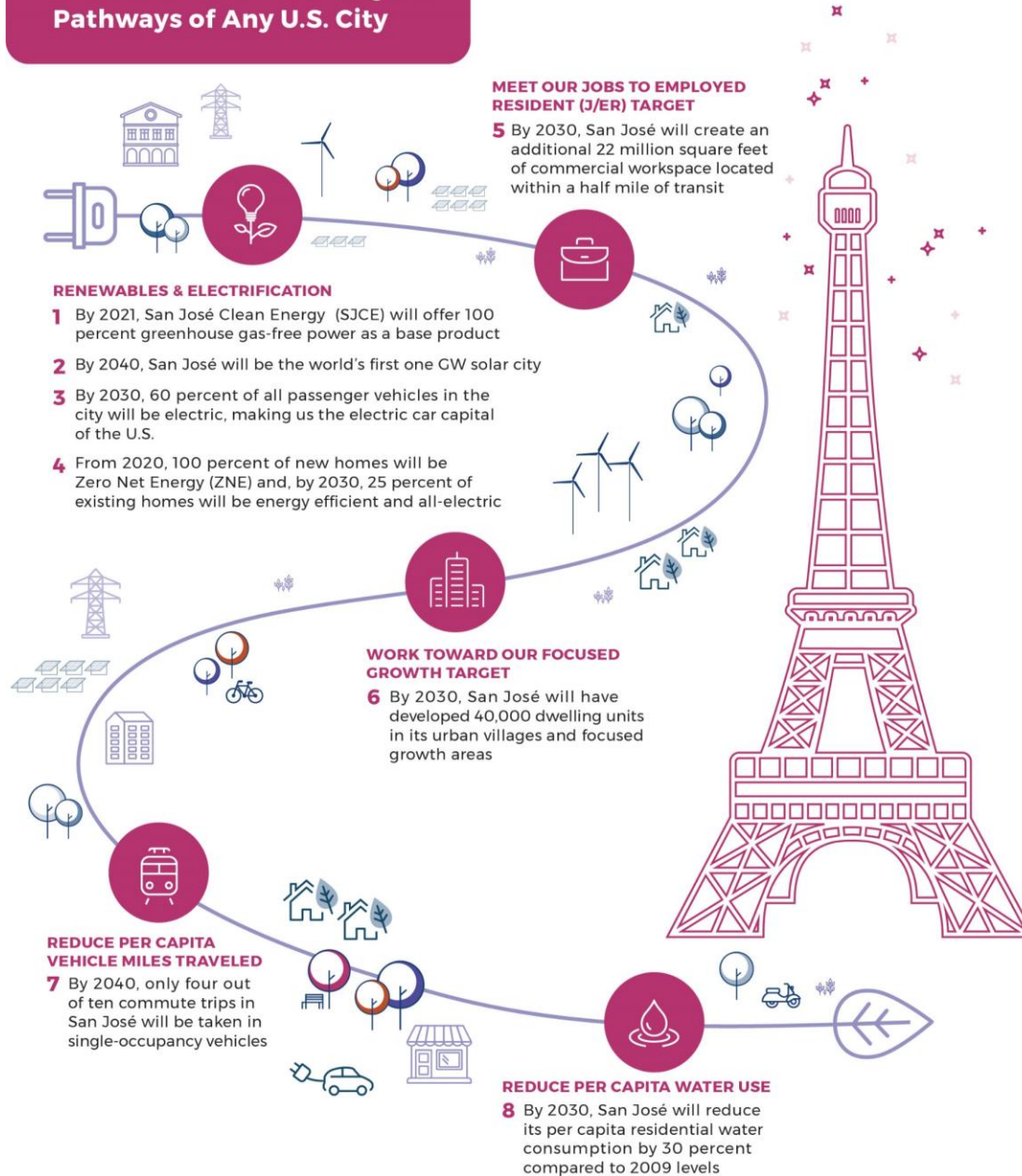
2.4

Develop integrated, accessible public transport infrastructure

3.2

Improve our commercial building stock

One of the First Paris-Aligned Pathways of Any U.S. City



American Cities Climate Challenge

The **Climate Challenge** is a Bloomberg Philanthropies initiative that aims to **accelerate and deepen** U.S. cities' efforts to create the **greatest climate impact through 2020** and showcase the benefits – **good jobs, cleaner air, and cost savings** – that climate solutions bring.



Reduce Building
Energy Use

Increase
Renewable Energy

Reduce Vehicle
Travel

Electrify
Vehicles

Cities Reach Paris
Climate Goals

San José is one of 25 US cities selected for its vision and leadership on climate action...

THE 25 CLIMATE CHALLENGE CITIES



...and has made ambitious commitments to reduce its carbon emissions from buildings, transportation, and energy projects



Energy reduction programs and policies for commercial buildings



Roadmap for building decarbonization through demonstrations and programs



Decarbonization through codes: electric vehicles, solar readiness and reach code



High priority segments in the walking and bicycling network



Parking management and pricing



Encourage new mobility options



Increase EV adoption through education, incentives, and ensuring infrastructure is on-pace to meet demand

Community Engagement

Community Engagement

Policy/Programs Highlights


- **Climate Smart Community Engagement Plan**
 - Meetings with:
 - Councilmembers' staff (completed)
 - Council District's community leadership council (underway)
 - Gathering input on key issues, concerns, and focused resources
 - Finalize plan in Spring 2020
 - Planning Pathways to Climate Smart Careers Fair – Mar. 7, 2020 focusing on high schools
- **Other Key Engagement Activities**
 - Hosting a Bay Area Electrification Expo - Oct. 12
 - Staffing SJCE and Climate Smart booths at community events
 - Conducting a Climate Smart Youth Leaders pilot
 - Evaluating a Climate Smart grant program
 - Setting up a Climate Leaders web platform
 - Planned residential engagement with Mothers Out Front, area cultural and community service organizations
 - Climate Smart Dashboard



Community Engagement

Community Outreach Activities

- Eight community events reaching 700+ residents
 - Five more events planned
- LED giveaway – 1,000 bulbs distributed
- Trilingual social media campaigns



Community Engagement Climate Smart Challenge Web Platform

Residential & Commercial 'Pathways'

- Lbs. CO2 "points" per action taken
- Data aggregated by neighborhood



Login

Sign up

English
Español

Join the San Jose Climate Smart Challenge and help create a safer, healthier future

[JOIN THE CHALLENGE](#)

<p>PROGRESS 4 HOMES</p>	<p>500</p> <p>HOUSEHOLDS BY SEPTEMBER 2020 PARTICIPATION GOAL</p>	<p>PROGRESS 0%</p>	<p>TONS OF CO₂ BY SEPTEMBER 2020 REDUCTION GOAL</p>	<p>TOP COMMUNITY GROUP TOP TEAM</p>
-----------------------------	--	------------------------	--	---

<http://sanjoseca.gov/index.aspx?NID=6460> or
<https://climatesmartsjchallenge.org/>


Workplan Updates

Workplan Update

Pillar 1: A Sustainable & Climate Smart City

Policy/Programs Highlights

- **San José Clean Energy**
 - Less than 2% opt out
 - 1,000 TotalGreen Customers
 - On track to transition GreenSource to 100 percent carbon neutral by 2021



Workplan Update

Pillar 1: A Sustainable & Climate Smart City (cont'd)

Policy/Programs Highlights

- SolSmart Certification
- 1 GW Solar City
 - Promote existing programs
 - Customer education
 - SJCE programs
- Solar at Municipal Facilities
- Natural and Working Lands Analysis



Workplan Update

Pillar 2: A Vibrant City of Connected & Focused Growth

Policy/Programs Highlights

- Transportation Access and Mobility Plan
- Shared Micro-Mobility Ordinance
- Increasing High Density Housing
- Parking Management and Pricing
- USDN Equity Leaders Program
- Residential Energy Upgrades
- Electric Mobility Roadmap
- EV Charge Points



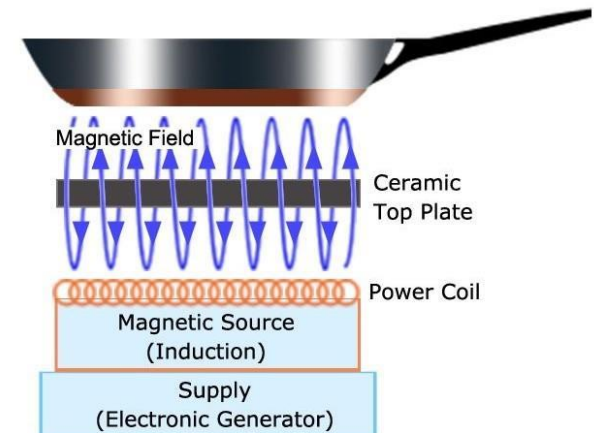
Workplan Update

Pillar 2: A Vibrant City of Connected & Focused Growth (cont'd)

Policy/Programs Highlights

- Zero Net Carbon Demonstration Project
- Zero Net Carbon Video
- Induction Cooktop Checkout Program
- Heat Pump Water Heater Rebate Program
- Energy Trainings

www.sanjoseca.gov/climatesmartsanjose




Workplan Update

Pillar 3: An Economically Inclusive City of Opportunity

Policy/Programs Highlights

- Building Performance Ordinance
- Better Buildings Climate Challenge






Workplan Update

Pillar 3: An Economically Inclusive City of Opportunity (cont'd)

Policy/Programs Highlights

- Adopted Reach Code Ordinance (CEC Approval expected December 2019)
- Gas Ban Ordinance adopted – effective January 1 for some building types

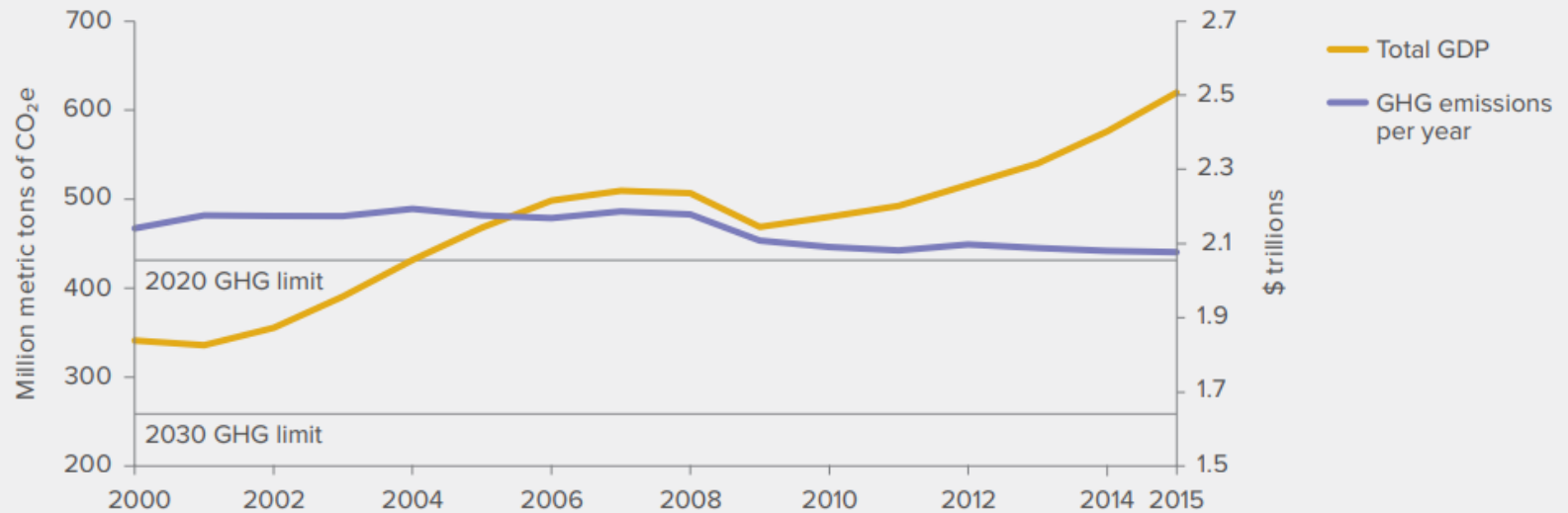
Occupancy Type	Reach Code Compliance Pathways*	
	All-Electric (Adopted)	Mixed Fuel (Adopted)
Single-family & Low-rise Multi-family 	Efficiency: To code EVCI: Same as mixed fuel	Efficiency: EDR = min. 10 point reduction, electrification-ready EVCI: Single-family: 1 EV Ready; Low-rise Multi-family: 10% EVSE, 20% EV Ready, 70% EV Capable
High-rise Multi-family & Hotel/Motel 	Efficiency**: To code EVCI: Same as mixed fuel	Efficiency**: 6%, electrification-ready EVCI: 10% EVSE; 20% EV Ready, 70% EV Capable
Non-residential 	Efficiency**: To code EVCI: Same as mixed fuel	Efficiency**: Office & Retail: 14%, Industrial/Manufacturing: 0%; All other occupancies: 7%; all electrification-ready EVCI: 10% EVSE, 40% EV Capable

* Solar-readiness required for all buildings

** Efficiency for non-residential occupancies refers to an energy performance requirement or a compliance margin (%) above the 2019 Building Energy Code.

California's Growing Economy

CALIFORNIA'S ECONOMY IS GROWING DESPITE REDUCTIONS IN GHG EMISSIONS



SOURCES: California Air Resources Board (emissions) and US Bureau of Economic Analysis (GDP).

NOTES: Gross domestic product (GDP) is expressed in 2016 dollars. GHG emissions are in millions of metric tons of CO₂ equivalent (CO₂e), a measure used to compare the relative contribution to global warming of various greenhouse gases. The CO₂e of CO₂ is 1, while the CO₂e of methane is 25.

Workplan Update: Dashboard Preview

csj@sanjoseca.gov



Our Nine Strategies | Bold Campaigns | Our Progress ▾ | What You Can Do | 🔍



<http://dashboard.climatesmartsj.org>

Climate Smart Progress!

- Urgency is the order of the day!
- Building Policies in place
- Municipal GHG Inventory underway
- Community Engagement Plan ramping up
- Electric Mobility Roadmap on the way



www.ClimateSmartSJ.org

Presented by: Kerrie Romanow, ESD Director & Ken Davies, ESD Deputy Director