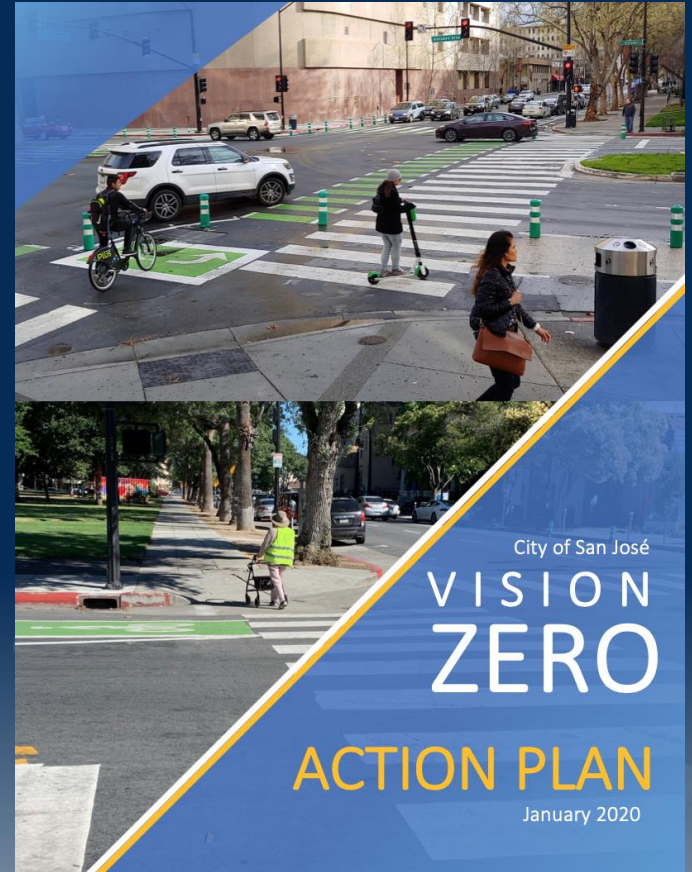


Vision Zero Action Plan

Jesse Mintz-Roth, AICP
Vision Zero Program Manager

Lily Lim-Tsao, PE
Deputy Director, DOT Safety, Operations, and Parking

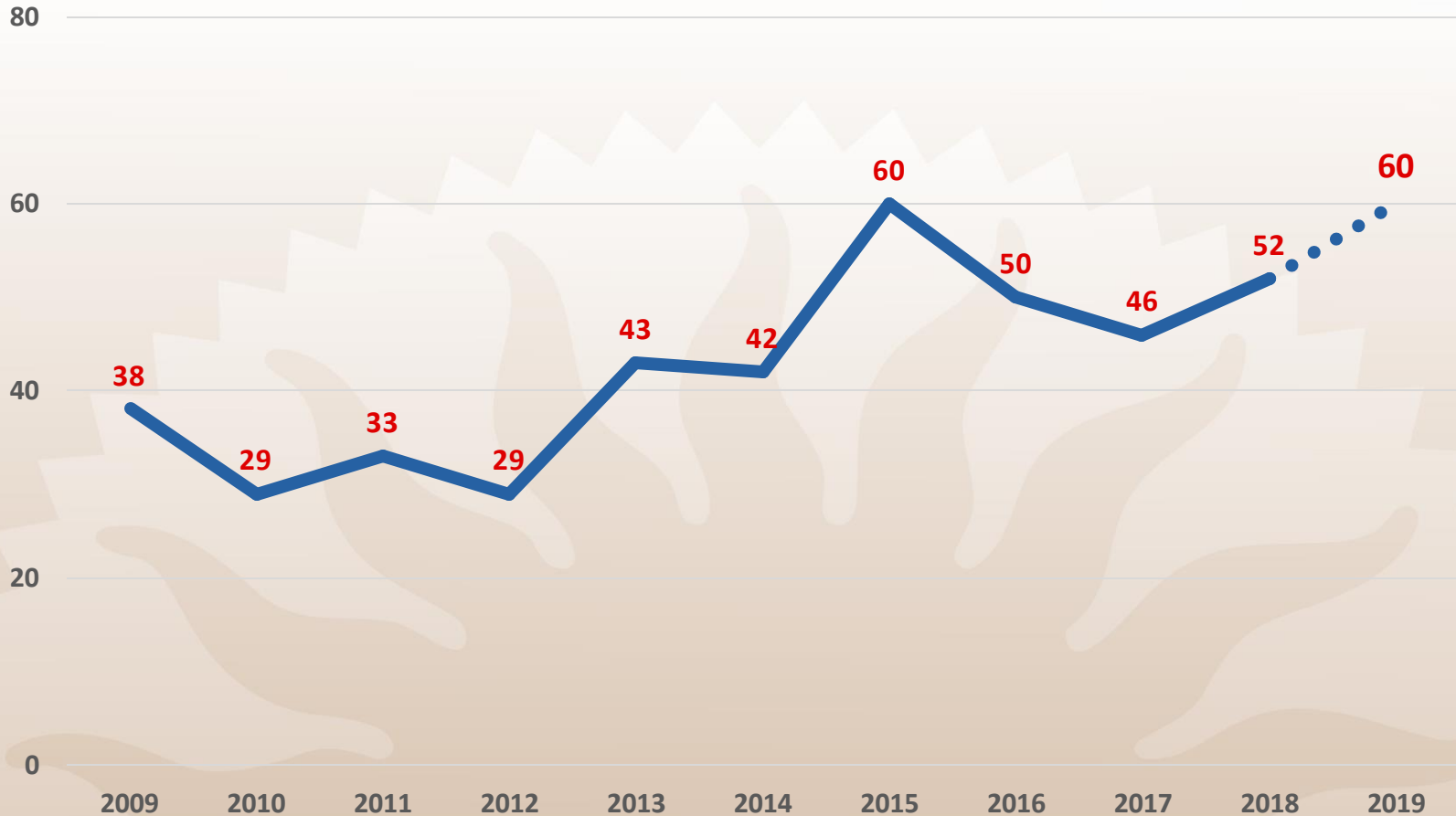
David Tindall
Deputy Chief, SJPD Bureau of Field Operations



Transportation & Environment Committee
February 3, 2020

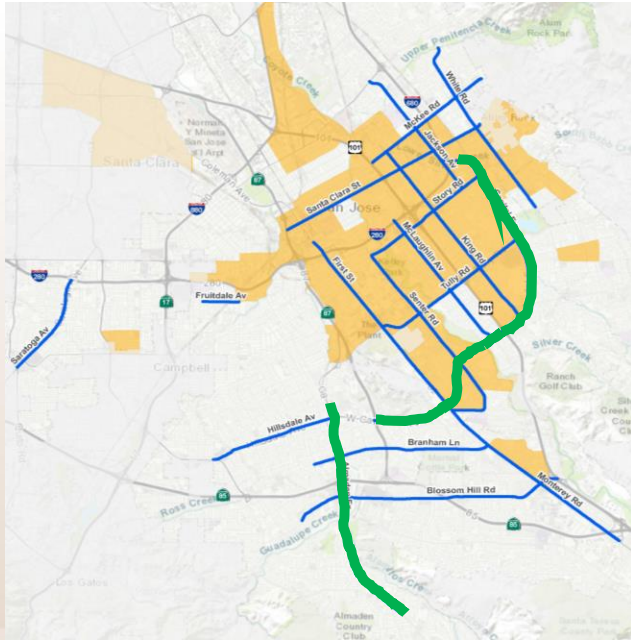
San Jose traffic fatalities

58% increase in 2019



Priority Geographies, Modes, Ages

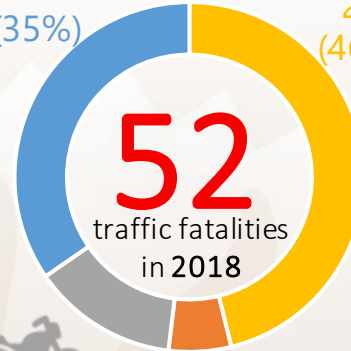
Crash Data Analysis



18
(35%)



24
(46%)



7
(13%)



3
(6%)

2018
Median Age



56 yrs old



41 yrs old



31 yrs old

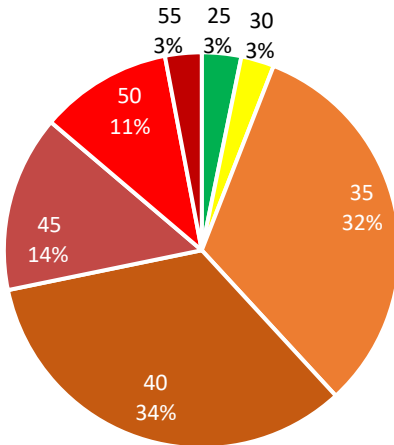


59 yrs old

- 17 Priority Safety Corridors (15 City/56 mi, 2 County/14 mi): Multi lane, High Speed
- Significant overlap with Communities of Concern
- 2018 pedestrian fatalities were 24 of 52 (46%), median age was 56 years old

Speed is the Top Factor

Speed vs. *Speeding*



IF HIT BY A VEHICLE TRAVELING AT

20

MPH



10%

likelihood of fatality

30

MPH



50%

likelihood of fatality

40

MPH



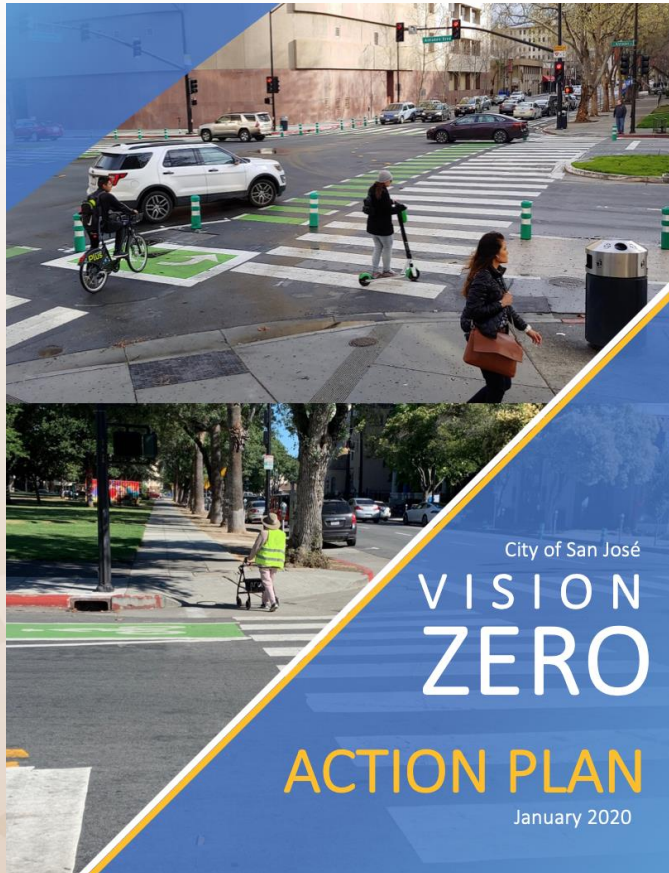
90%

likelihood of fatality

- 43% of 2018 fatalities and 33% of severe injuries occur on PSCs (3% of roads)
- 94% of PSCs have posted speeds over 30 mph, where the likelihood of a pedestrian fatality is over 50%
- Speeding above the already high posted speeds, is the top known factor contributing to KSI crashes

2020 Vision Zero Action Plan

6 Priority Action Areas

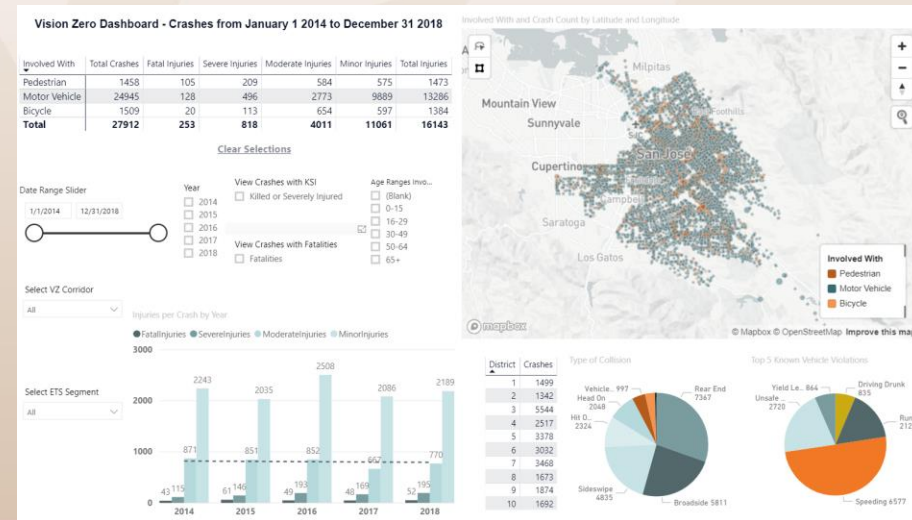


1. **Build Robust Data Analytics Tools**
2. **Form a Vision Zero Task Force**
3. **Increase Traffic Enforcement**
4. **Increase Community Outreach and Engagement**
5. **Implement Quick Build data-driven safety improvements**
6. **Prioritize resources on high KSI-corridors and districts**

1. Build Robust Data Analytics Tools

visionzerosj.org

- Analytics, Insights, and Predictive Modeling
 - Include analysis of future growth and socioeconomic impacts
 - Startup in Residence (STiR) program proposal
- Link data: Police, Fire, Trauma Centers, Medical Examiner, VTA
- Identify Emerging Priority Geographies
- Before/After Project Evaluation



2. Form Vision Zero Task Force

- Increased accountability and focus on cross-department/agency strategies
- Quarterly Meetings
- Initial Work Plan Items to Include:
 - Fatality and severe injury trends
 - Traffic enforcement activity and strategies
 - Link data: Police, Fire, Trauma Centers, Medical Examiner, VTA
- Task Force Members

Chair: TBD

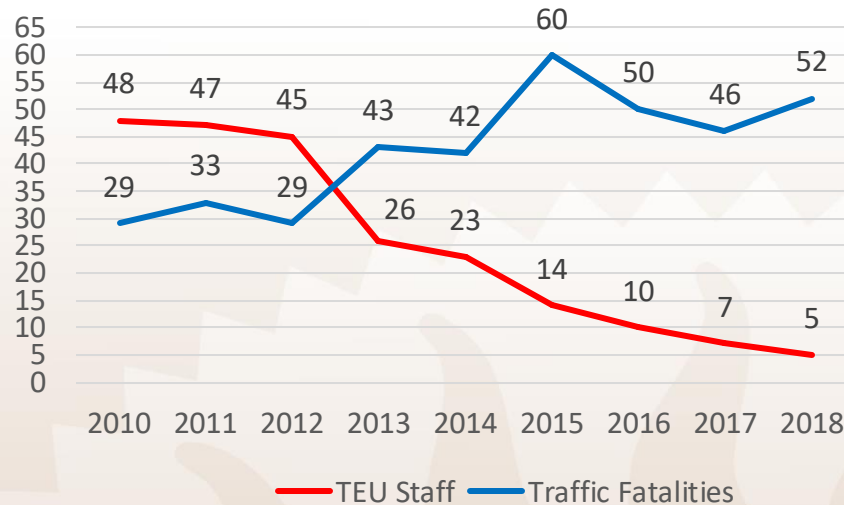
City: DOT, Police, Fire, Public Works, PRNS, OED

County: Roads & Airport, Public Health, Medical Examiner-Coroner, VTA, School Office of Education

Advocates: CA Walks, Silicon Valley Bicycle Coalition, AARP

3. Increase Traffic Enforcement

Prioritize KSI-reduction Strategies



Top 5 Known KSI Factors

1

Speeding

2

Red light running

3

Ped Failure to Yield to Car

4

Unsafe turn movement

5

Car Failure to Yield to Ped

- Continue increase of traffic enforcement
- Increase coverage during evenings and weekends
- Regularly meet to discuss data sharing and enforcement strategies
- Target Enforcement to Top 5 known KSI factors
- Continue to lobby for Automated Speed Enforcement

4. Increase Community Outreach

Build Culture of Safety

- Create and implement safety messaging strategy
- Reach City's vulnerable communities: ex. older and/or unsheltered pedestrians
- Start South Bay Chapter of *Families for Safe Streets* to connect affected families



5. Quick Build Safety Projects

Faster, cheaper: quicker results



- Better Bikeways materials -- 3.5% of comparable capital project costs
- City Priority Safety Corridors (56 miles: 33% of fatalities) -- \$20 million
- Build \$4 million per year (approximately 11 miles)

6. Prioritize resources on high-KSI corridors and districts

Council District	Crashes	Fatal	Severe	Fatal + Severe KSI
1	1,499	9	43	52
2	1,342	20	41	61
3	5,544	34	118	152
4	2,517	17	75	92
5	3,378	17	92	109
6	3,031	21	110	131
7	3,469	52	111	163
8	1,673	20	38	58
9	1,874	15	64	79
10	1,692	24	63	87

2019-2020 Proposed Funding Actions

\$1.3 million to begin work immediately in 2019-2020

- Develop an expanded robust data analytics tool -- \$200 K
- Retain consultant services to develop and implement outreach -- \$300 K
- Initiate design for quick build projects on ~11 miles of PSCs – \$500 K
- Initiate design improvements at Story Road/Jackson Ave -- \$300 K

\$5.48 million Vision Zero reserve for allocation in 2020-2021

- Continued implementation of first-year Action Plan projects.

Continued implementation of Action Plan priority items in future years will require identification of funding in excess of \$22 million

Vision Zero Action Plan

Summary

- **Traffic Fatality Summary**
- **Action Plan Priority Actions**
- **Council Consideration of Action Plan and Funding Allocations**