






DOT Street Sweeping Effectiveness Chart

for DOT Contractual Residential Areas

Street Sweeping Effectiveness	EXAMPLE	TYPICAL REPORTED CONDITIONS	POSSIBLE CONCERNS	POTENTIAL CORRECTIVE ACTIONS
5 Ideal		None	Well maintained	No action needed
4 Very Good		Sweepers left debris	Small residual debris Sweepers not able to collect certain debris (rock or tree droppings)	Monitor next sweep Property owners need to remove dense or large debris
3 Acceptable		Sweepers left debris or didn't sweep	Leaves and other debris present Sweepers can't pick up wet leaf debris	Monitor next sweep Property owners need to remove dense or large debris Review for Enhanced Sweep
2 Not Good		Sweepers missed or partially missed street	Sweeper not working properly unable to sweep due to debris Obstruction prevented sweepers access	Monitor next sweep (send Sweeper back out) Remove Obstruction (tree limbs) Review for Enhanced Sweep Flyer area for Parking
1 Unacceptable		Sweeper unable to sweep	Unable to sweep due to large debris or obstruction prevented sweepers access	Review for Enhanced Sweep Property owners need to remove dense or large debris Flyer area for Parking