

# Item 3.1

# City Manager's COVID-19 Update

September 28, 2021

For City COVID-19 information: <https://www.sanjoseca.gov/covid19>

# Council Update Approach for EOC Response

## Update Frequency + Structure

- Frequency of Update
  - When necessary, based on major changes
- Structure of Update
  - What has changed?
  - What is driving change?
  - What is new?

## EOC Response Updates

1

COVID-19 Pandemic Update

Lee Wilcox / Dolan Beckel

2

Vaccination Task Force

Alvin Galang

3

Communications/Outreach

Autumn Young

4

Hybrid Work, Facilities, and Resources

Matt Cano

5

Eviction and Rental Relief

Jacky Morales-Ferrand

6

Budget and Advocacy

Jim Shannon and Sarah Zárate

7

Food Distribution/Child Care

Jon Cicirelli

8

Digital Equity

Jill Bourne

9

Isolation & Quarantine

Jacky Morales-Ferrand

# Recent Trends in COVID-19 Data

National

State

County

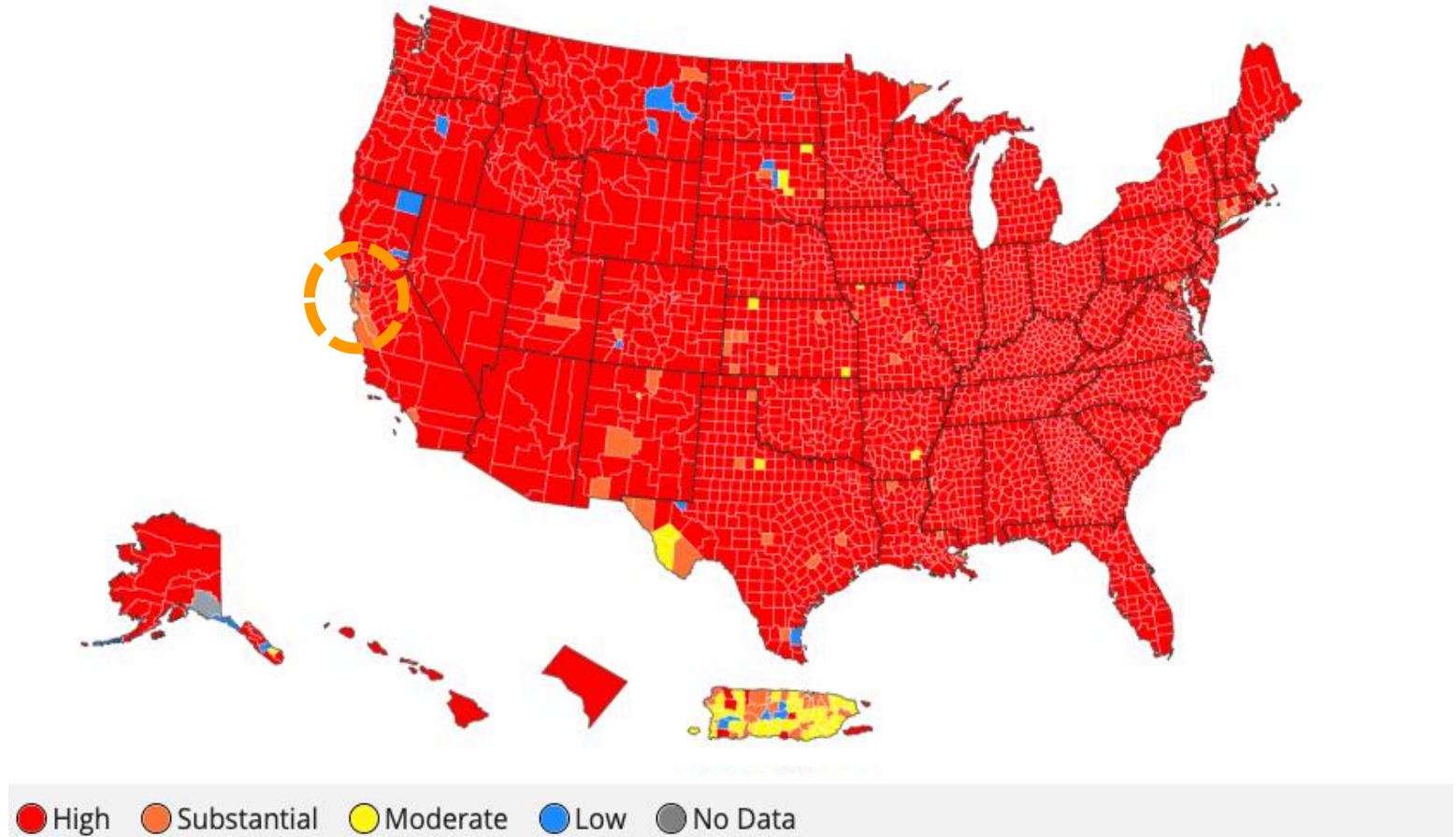
# Recent Trends in COVID-19 Data | National

## National

The Delta variant of concern remains highly transmissible and dominant.

The Mu variant of interest is being watched closely – it appears to be more infectious but less transmissible.

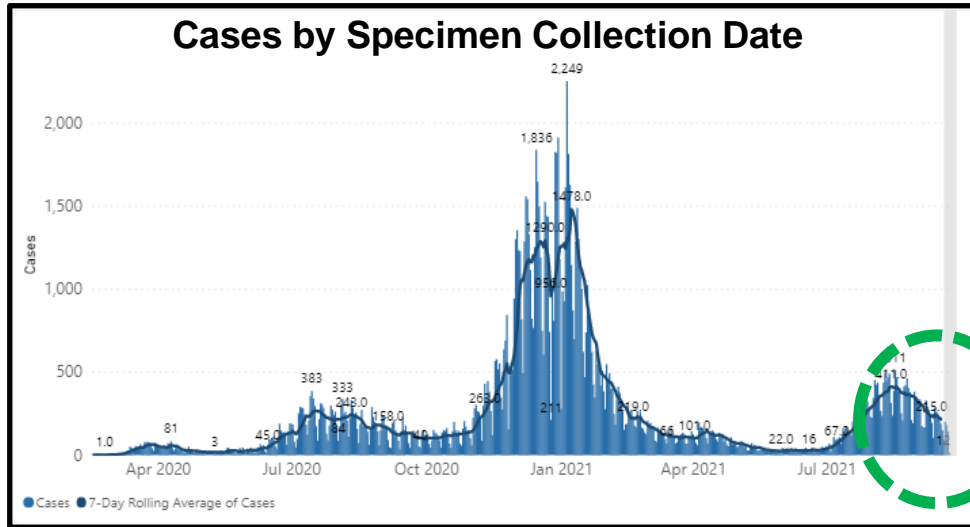
National Level of Community Transmission by County



\* Overall National vaccination rate: 75.1%

\* Ages 12+ at least one dose

# Recent Trends in COVID-19 Data | County



**140,669**

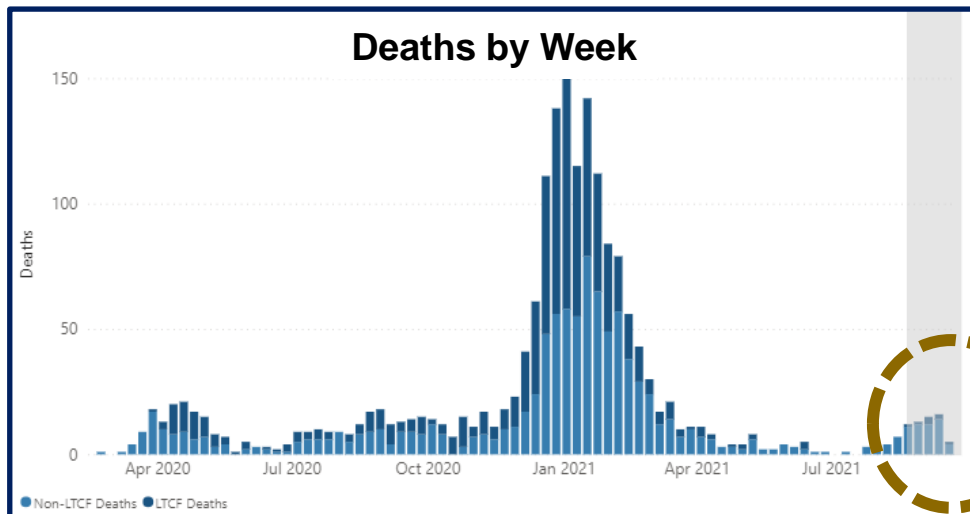
Cumulative COVID-19 Cases

(values for the most recent 7 days are preliminary)

**215**

7-Day Rolling Average of New Cases

(values for the most recent 7 days are preliminary)



**1,793**

Cumulative COVID-19 Deaths

(values for the most recent 14 days are preliminary)

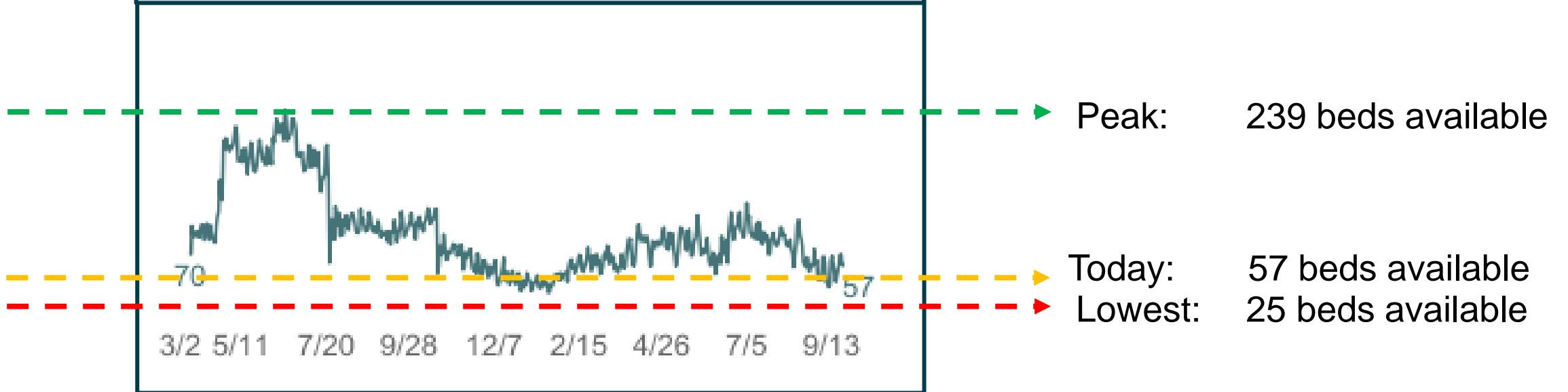
## Santa Clara County

**County positive cases and deaths are decreasing after the peak of Wave #4 on August 19<sup>th</sup>.**

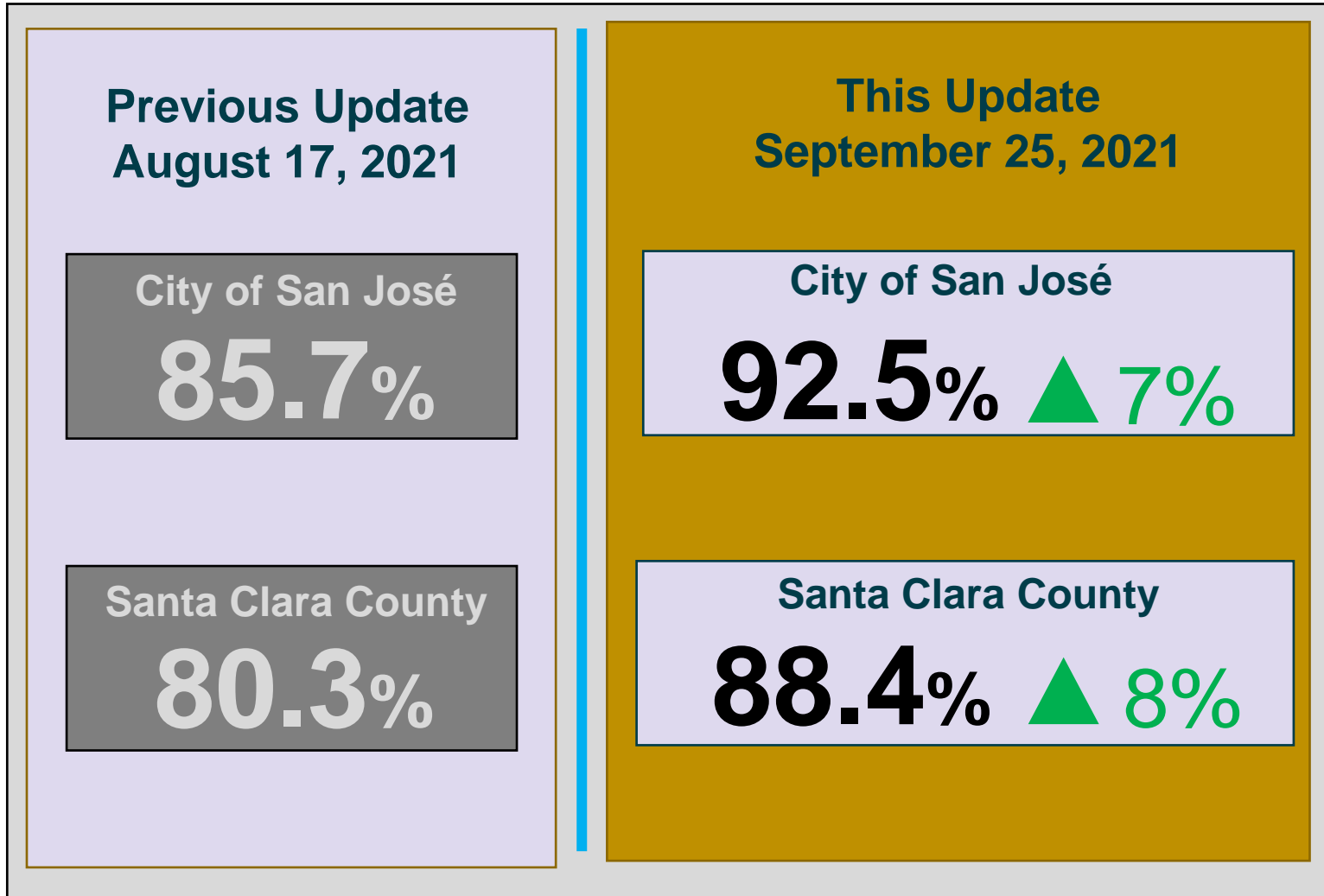
# Recent Trends in COVID-19 County Intensive Care Units Beds

## County Intensive Care Unit (ICU) Beds

The number of available ICU beds has stabilized but they are only 24% of beds available at the beginning of the pandemic.



# Recent Trends in COVID-19 Data | City & County Vax Rates



**Overall**

**The City and County vaccination rates continue to increase.**

# Vaccination Rates for Ten Largest United States Cities

City	Vaccination Rate*
San José	92.5
Philadelphia	83.9
San Diego	78.8
Los Angeles	71.1
New York	69.5
Chicago	62.6
Houston	61.6
San Antonio	61.6
Phoenix	61.0
Dallas	59.8

\* Sources: Each city's web site dashboard as of 9/25/2021  
Age 12+ at least one dose



# Council Update Approach for EOC Response

## Update Frequency + Structure

- Frequency of Update
  - When necessary, based on major changes
- Structure of Update
  - What has changed?
  - What is driving change?
  - What is new?

## EOC Response Updates

1

COVID-19 Pandemic Update

Lee Wilcox / Dolan Beckel

2

Vaccination Task Force

Alvin Galang

3

Communications/Outreach

Autumn Young

4

Hybrid Work, Facilities, and Resources

Matt Cano

5

Eviction and Rental Relief

Jacky Morales-Ferrand

6

Budget and Advocacy

Jim Shannon and Sarah Zárate

7

Food Distribution/Child Care

Jon Cicirelli

8

Digital Equity

Jill Bourne

9

Isolation & Quarantine

Jacky Morales-Ferrand

# City Response Deep Dive | Vaccination Task Force

## What Has Changed?

- As of September 2021, the City of San José has reached a 92.5% vaccination rate
- Through direct partnerships with health care providers, the City continues to increase mobile vaccination sites that will serve our most vulnerable populations

## What is Driving Change?

- An initial increase in cases and risk due to the Delta variant
- Monitor and plan for booster shots for those eligible and eventually the general public

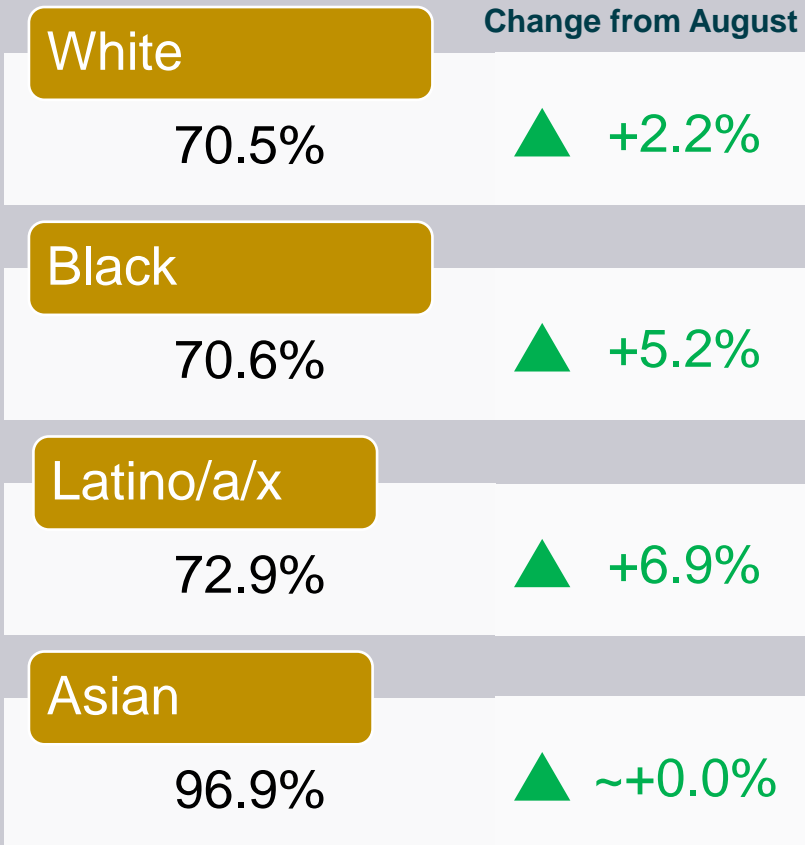
## What is New?

- COVID case rate appears to have peaked and continue to trend downward
- Continue focused and tailored education, information, and outreach methods and strategies including stakeholder outreach and the utilization of Wireless Emergency Alert (WEA) systems to reach our most vulnerable populations
- Continue supporting the County:
  - Hyper-focused locations for additional vaccination clinics to serve high-priority census tracts

# City of San José Vaccination Dashboard

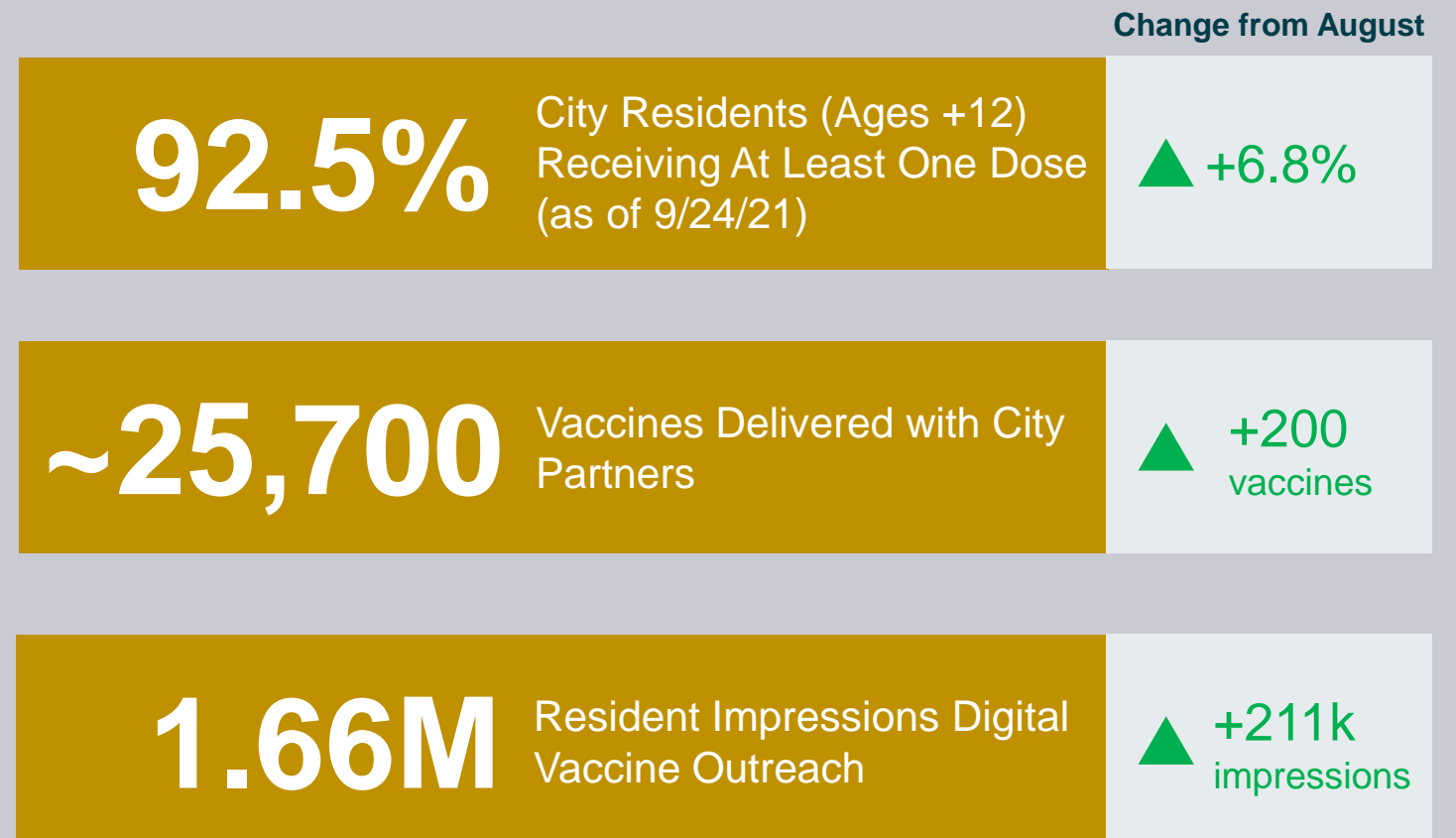
## Countywide Vaccination Rates by Race/Ethnicity for Ages +12

(as of 9/24/21)



## City of San José Vaccination Indicators

(as of 9/24/21)



# City Response Deep Dive | Vaccination Priority Census Tracts

Tract Name	Approximate Neighborhood	Zip Code	Council District
5046.02	Alviso*	95002	D4
5016	SUN	95112	D3
5013	Naglee Park	95112	D3
5041.01	Clareview (Alum Rock)	95127	D5
5020.02	Buena Vista	95126	D6
5036.02	Thunderbird	95116	D5
5037.13	Alexander	95116	D5
5031.23	Evans	95126	D6
5014.01	Roosevelt + Wooster	95116	D3
5021.02	Sherman Oaks + Fruitdale	95128	D6
5031.1	Santee + Ferrari-Pinoche	95122	D7
5032.18	Senter/Capitol/Monterey	95111	D7
5011.01	Japantown	95112	D3

\*Based on source County data that has not yet been corrected for P.O. Box and other data discrepancies.

# City Response | Communications Team

## Reaching Priority Communities Through Trusted Methods and Proven Tactics

- CommUniverCity
- Somos Mayfair
- African American Community Services Agency (AACSA)
- Asian American Center of Santa Clara County (AASC)
- ...and more

## Protect yourself and the community

Protéjase y proteja a la comunidad 保護您自己和社區

Để bảo vệ bản thân và cộng đồng

## Free COVID-19 Vaccines!

¡Vacunas COVID-19 gratis! 免費新冠疫苗!

Chích vắc-xin COVID-19 hoàn toàn MIỄN PHÍ!

[SccFreeVax.org](https://sccFreeVax.org)



# Get Vaccinated!

## Monday, September 20

\*Fairgrounds Expo Hall: 8:30 am-3:45 pm Sun Pharmacy: 9 am-4 pm  
 Valley Specialty Center: 9:30 am-5 pm Escuela Popular: 4-7 pm  
 North East Medical Services: 2:30 am-4 pm Advance SJ Pharmacy: 9 am-5:30 pm  
 \*Silver Creek High School: 1:30-5:30 pm  
 Dan Hopner MD/Rom Romero PA: 10 am-2 pm

## Tuesday, September 21

\*Fairgrounds Expo Hall: 1-8 pm Advance SJ Pharmacy: 9 am-5:30 pm  
 Valley Specialty Center: 9:30 am-5 pm Bay Area Community Health  
 \*Emmanuel Baptist Church: 9 am-6 pm Monterey Clinic: 2-6 pm  
 Sun Pharmacy: 9 am-4 pm  
 Mayfair Park: 4:30-7:30 pm  
 Dan Hopner MD/Rom Romero PA: 10 am-2 pm

## VACÚNESE!

### Monday, September 20

Fairgrounds Expo Hall: 8:30 am-3:45 pm Sun Pharmacy: 9 am-4 pm  
 Valley Specialty Center: 9:30 am-5 pm Escuela Popular: 4-7 pm  
 North East Medical Services: 2:30 am-4 pm Advance SJ Pharmacy: 9 am-5:30 pm  
 Silver Creek High School: 1:30-5:30 pm  
 Dan Hopner MD/Rom Romero PA: 10 am-2 pm

### Tuesday, September 21

Fairgrounds Expo Hall: 1-8 pm Advance SJ Pharmacy: 9 am-5:30 pm  
 Valley Specialty Center: 9:30 am-5 pm Bay Area Community Health  
 Emmanuel Baptist Church: 9 am-6 pm Monterey Clinic: 2-6 pm  
 Sun Pharmacy: 9 am-4 pm  
 Mayfair Park: 4:30-7:30 pm  
 Dan Hopner MD/Rom Romero PA: 10 am-2 pm

## ẤY ĐI CHÍCH NGỪA!

### Hai, Ngày 20 tháng 9

Fairgrounds Expo Hall: 8:30 am-3:45 pm Sun Pharmacy: 9 am-4 pm  
 Valley Specialty Center: 9:30 am-5 pm Escuela Popular: 4-7 pm  
 North East Medical Services: 2:30 am-4 pm Advance SJ Pharmacy: 9 am-5:30 pm  
 Silver Creek High School: 1:30-5:30 pm  
 Dan Hopner MD/Rom Romero PA: 10 am-2 pm

### Ba, Ngày 21 tháng 9

Fairgrounds Expo Hall: 1-8 pm Advance SJ Pharmacy: 9 am-5:30 pm  
 Valley Specialty Center: 9:30 am-5 pm Bay Area Community Health  
 Emmanuel Baptist Church: 9 am-6 pm Monterey Clinic: 2-6 pm  
 Sun Pharmacy: 9 am-4 pm  
 Mayfair Park: 4:30-7:30 pm  
 Dan Hopner MD/Rom Romero PA: 10 am-2 pm

## 請接種疫苗!

### Monday, September 20

Fairgrounds Expo Hall: 8:30 am-3:45 pm Sun Pharmacy: 9 am-4 pm  
 Valley Specialty Center: 9:30 am-5 pm Escuela Popular: 4-7 pm  
 North East Medical Services: 2:30 am-4 pm Advance SJ Pharmacy: 9 am-5:30 pm  
 Silver Creek High School: 1:30-5:30 pm  
 Dan Hopner MD/Rom Romero PA: 10 am-2 pm

### Tuesday, September 21

Fairgrounds Expo Hall: 1-8 pm Advance SJ Pharmacy: 9 am-5:30 pm  
 Valley Specialty Center: 9:30 am-5 pm Bay Area Community Health  
 Emmanuel Baptist Church: 9 am-6 pm Monterey Clinic: 2-6 pm  
 Sun Pharmacy: 9 am-4 pm  
 Mayfair Park: 4:30-7:30 pm  
 Dan Hopner MD/Rom Romero PA: 10 am-2 pm

+2

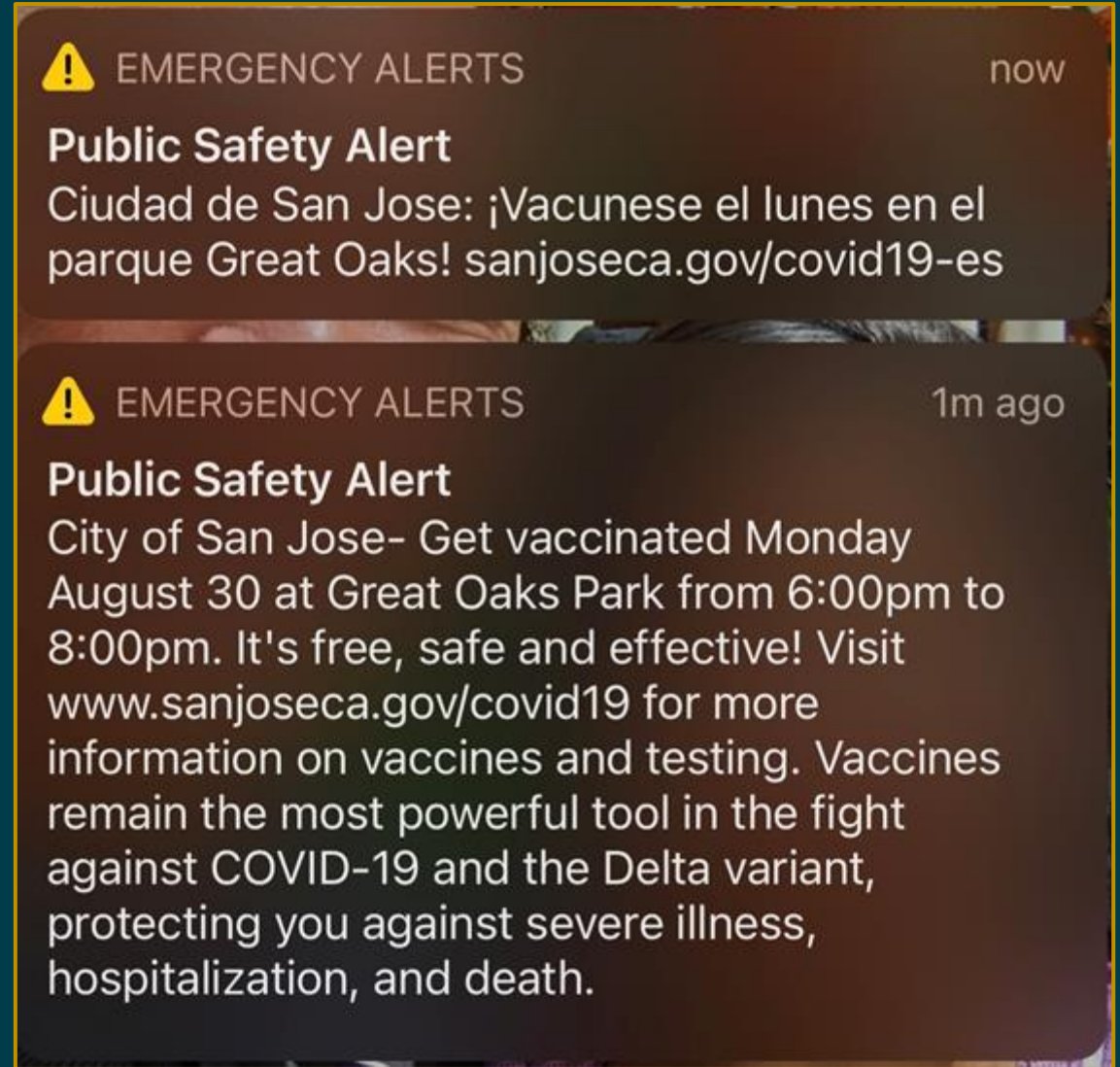


# City Response | WEA Works!

## From the Field

“As part of my role in observation, I asked almost every patient how they heard about the clinic. With three (3) exceptions, EVERYONE else said they got the text alert on their phone. So nearly 100% of patients were directed to their vaccine by the text alert!!! We believe the text alert was integral to the successful turnout & also for the clinic at Alviso!!!! Thanks for your leadership for our community.”

*Suellen Haggerty, RDN  
County of Santa Clara Public Health Nutritionist /  
Wellness Champion*



# City Response Deep Dive | Hybrid Work, Facilities, and Resources

## What Has Changed?

- Delayed bringing back additional employees to the worksite until November 1<sup>st</sup>
- Adopted and implemented a City-owned facility Vaccination Ordinance effective September 20<sup>th</sup>

## What is Driving Change?

- Increased cases and risk due to the Delta variant; therefore, need to prioritize safety of employees and the community

## What is New?

- The EOC moved the Activation up from Level 4—Monitoring to Level 3, as the Delta variant continued to impact our area
- Lack of available equipment and staffing to run hybrid meetings, commissions, committees and boards

# City Response Deep Dive | Eviction + Rental Relief

## What Has Changed?

- State eviction moratorium, under AB 832, ends September 30, 2021. Tenants must pay full rent beginning October 1.
- New state law requirements under AB 832 begin October 1; provide additional protection through March 2022.

## What is Driving Change?

- State preemption in AB 832 prevents the City or County from taking further action to protect tenants from eviction until April 1, 2022.

## What is New?

- Two eviction prevention help centers opened (City Hall + Franklin McKinley School District)
- Over 5,700 rental assistance applications received in the local program and 7,200 to the State program
- Outreach
  - 70+ events and rental assistance pop-ups;
  - Paid media campaign in Spanish and Vietnamese outlets
  - Pop-up event with Superior Court
  - Postcards to tenants receiving eviction notice
  - Partnership with landlords of rent stabilized units, outreach to tenants with rental arrears



# City Response Deep Dive | Budget + Advocacy

## What Has Changed?

- CA released draft guidelines for financial assistance for water/electric bill arrearages
- Community + Economic Recovery Budget recommended adjustments going to City Council November 2, 2021
- White House *COVID-19 Action Plan* released

## What is Driving Change?

- Delta variant driving increases in positive cases at national and global level

## What is New?

- State Legislative Session Ended
  - No vaccine mandate bills moved forward
    - AB 455 (Wicks) or AB 1102 (Low)
  - No Eviction Moratorium Extensions
  - Temporary Brown Act Relief
    - City and Councilmembers submitted letters to State advocating for immunocompromised persons; no amendments accepted
    - AB 361 (Rivas) allows remote meetings during emergency declaration – urgency clause (signed by Governor)
- Federal Government Action Expected on Implementation of the White House Path Out of the Pandemic Action Plan

# City Response | Summary of Other EOC Updates

Food Distribution	Child Care	Digital Equity	Isolation & Quarantine
<ul style="list-style-type: none"> <li>• Provided 8,750,000 meals during August 2021.</li> <li>• Inflation is impacting costs for food, water, gas.</li> <li>• Extending contracts with partners through December 31, 2021.</li> <li>• Will require additional \$1.2 million in American Rescue Plan (ARP) funding to continue services through March 31, 2022.</li> <li>• <b>Monitoring food insecurity due to upcoming winter months. Currently stable.</b></li> </ul>	<ul style="list-style-type: none"> <li>• 254 youth utilized the Community Development Block Grant (CDBG) 2021-2022 school year scholarships = \$519,000 in support.</li> <li>• 31 afterschool programs began in mid-August, serving 1,145 youth daily.</li> <li>• Creating parental consent waiver to share medical information when children/staff have been exposed or test positive.</li> <li>• 9 Teen Centers open, serving 176 teens daily.</li> <li>• Recreation Preschool began on 8/30 with 16 class/12 locations for a total of 58 classes this school year.</li> <li>• Pursuing additional funding sources in coordination with Intergovernmental Relations (IGR) and Santa Clara County Office of Education (SCCOE).</li> </ul>	<ul style="list-style-type: none"> <li>• <b>Community Wi-Fi:</b> all projects progressing on schedule; November construction start in the Independence High School area.</li> <li>• <b>1,200 new Library hotspots ordered:</b> expected arrival and circulation in early October.</li> <li>• <b>School hotspot partnership:</b> providing 3,820 hotspots to start the school year and expanding to 6,100 through Emergency Connectivity Fund.</li> <li>• <b>Chromebooks, iPads, hotspots:</b> continued limited availability through San José Public Library branches.</li> </ul>	<ul style="list-style-type: none"> <li>• Support continues for residents from the County</li> <li>• Assistance provided from March 1, 2020 to September 24, 2021:             <ul style="list-style-type: none"> <li>- Motels: 1,914 individuals</li> <li>- In-home support: 5,188 households</li> <li>- Financial assistance: 4,472 households.</li> </ul> </li> <li>• 90% of people who have used this program are from San José.</li> <li>• County provided training to Isolation &amp; Quarantine staff to provide emergency rental assistance.</li> <li>• County has requested additional funding to continue the program.</li> </ul>

# Item 3.1

# City Manager's COVID-19 Update

September 28, 2021

**For City COVID-19 information: <https://www.sanjoseca.gov/covid19>**