



Housing

FY 2018-19 Homelessness Annual Report

Neighborhood Services &
Education Committee

September 12, 2019
Item d(4)

Kelly Hemphill
Housing Policy & Planning Admin

Ragan Henninger
Deputy Director

A Rapid Rehousing Success Story



PATH
MAKING IT HOME



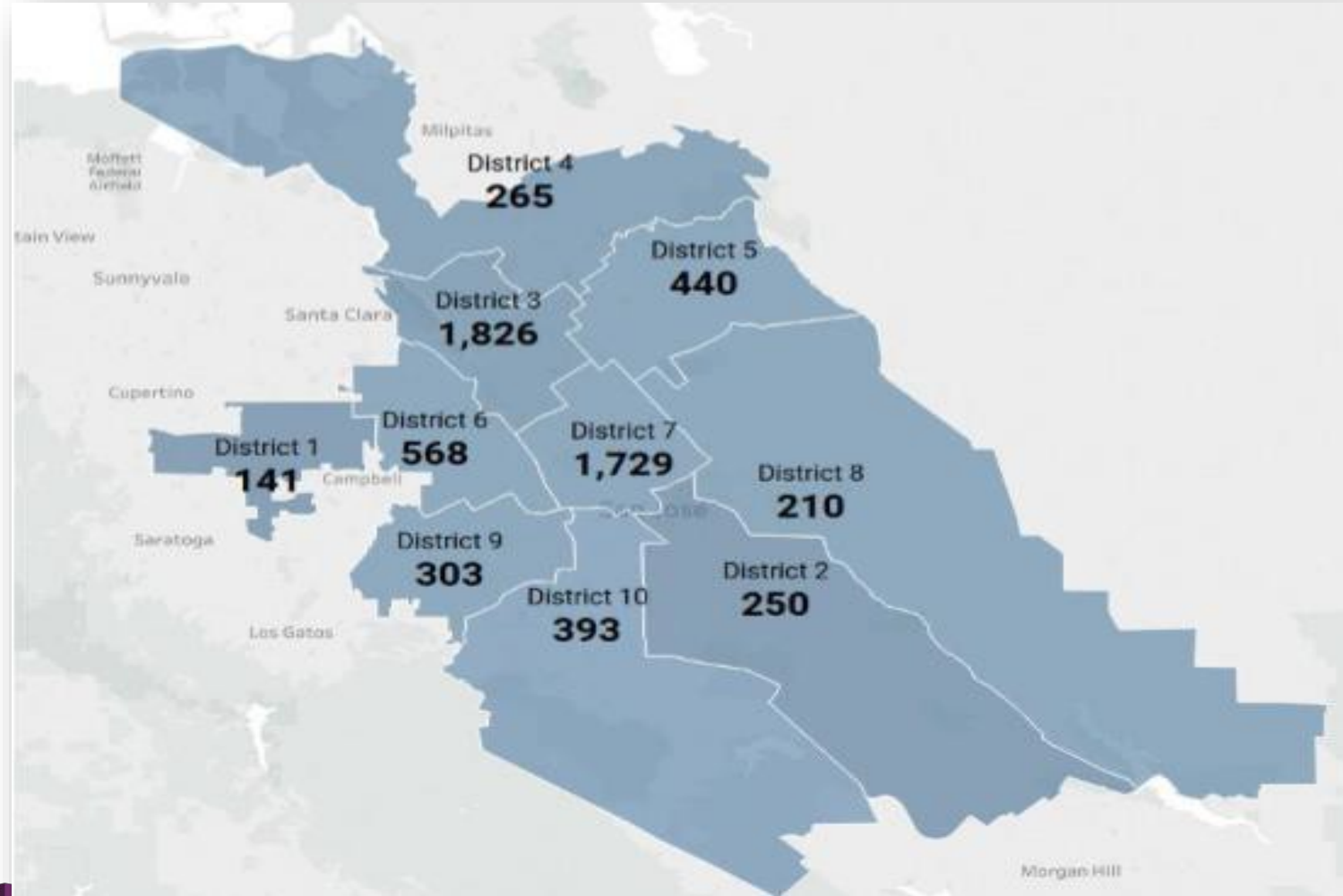
2019 Homeless Census and Survey

↑ **6,097** homeless individuals

↑ **84%** unsheltered



January 2019 Point in Time Count



Homeless Population by San José City Council District

City of San José Homeless Strategies

- 🏠 Housing Based Solutions
- 🏠 Interim Housing
- 🏠 Crisis Response Interventions



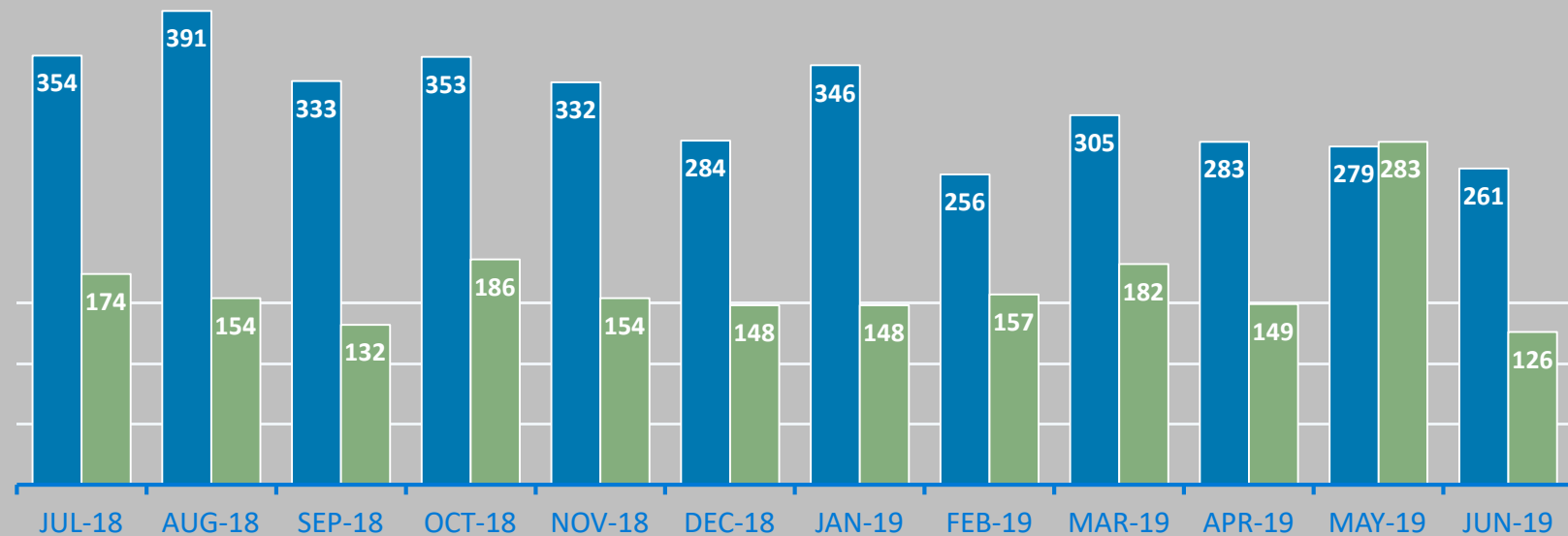
Homeless Strategies Flow



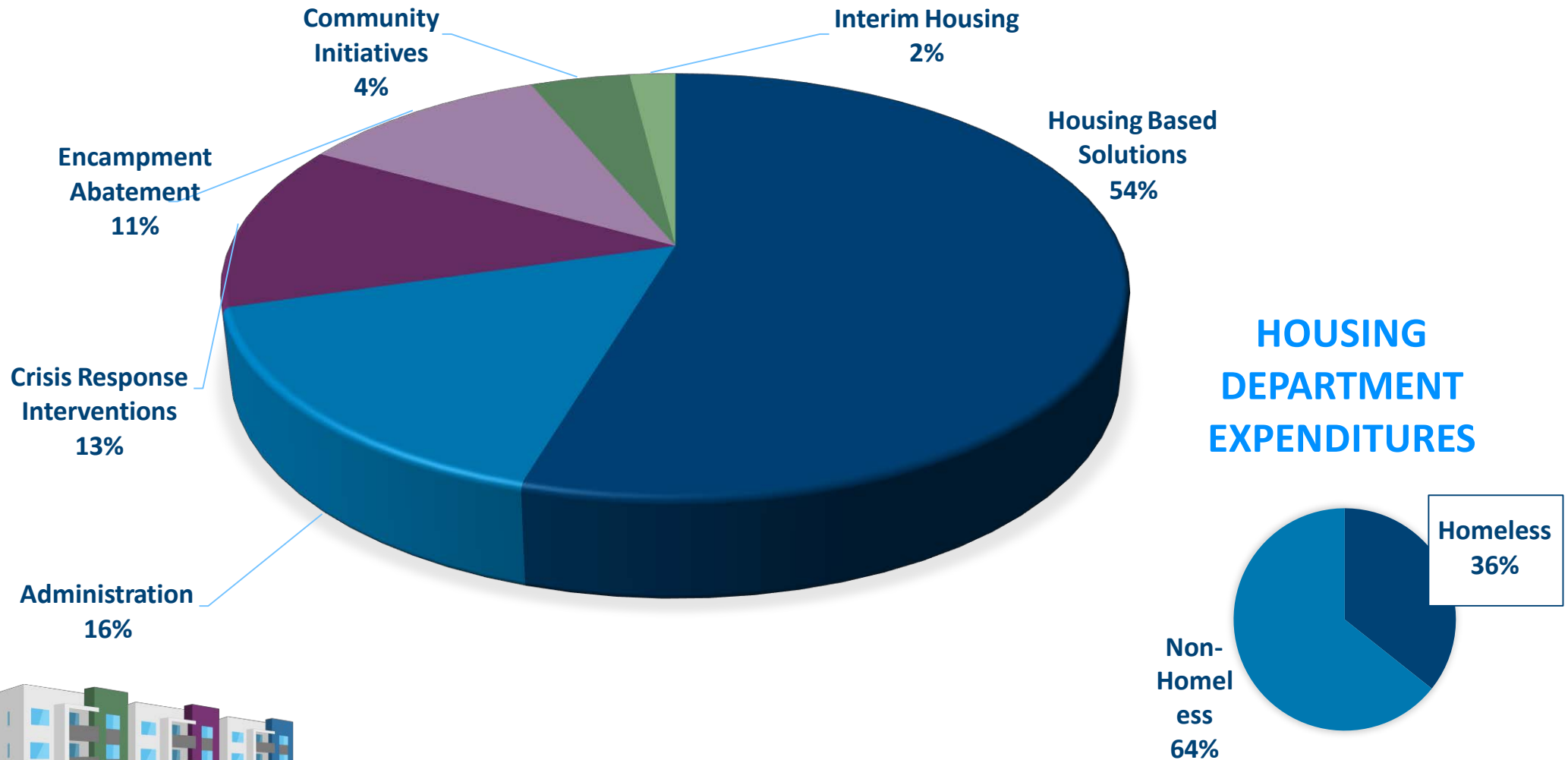
Inflow & Housed County-wide

Households Requesting Assistance for the First Time and Households Placed in Permanent Housing

■ Households who took the VI-SPDAT Assessment for the First Time ■ Households Placed in Permanent Housing



Homelessness Response Program Expenditures FY 2018-19

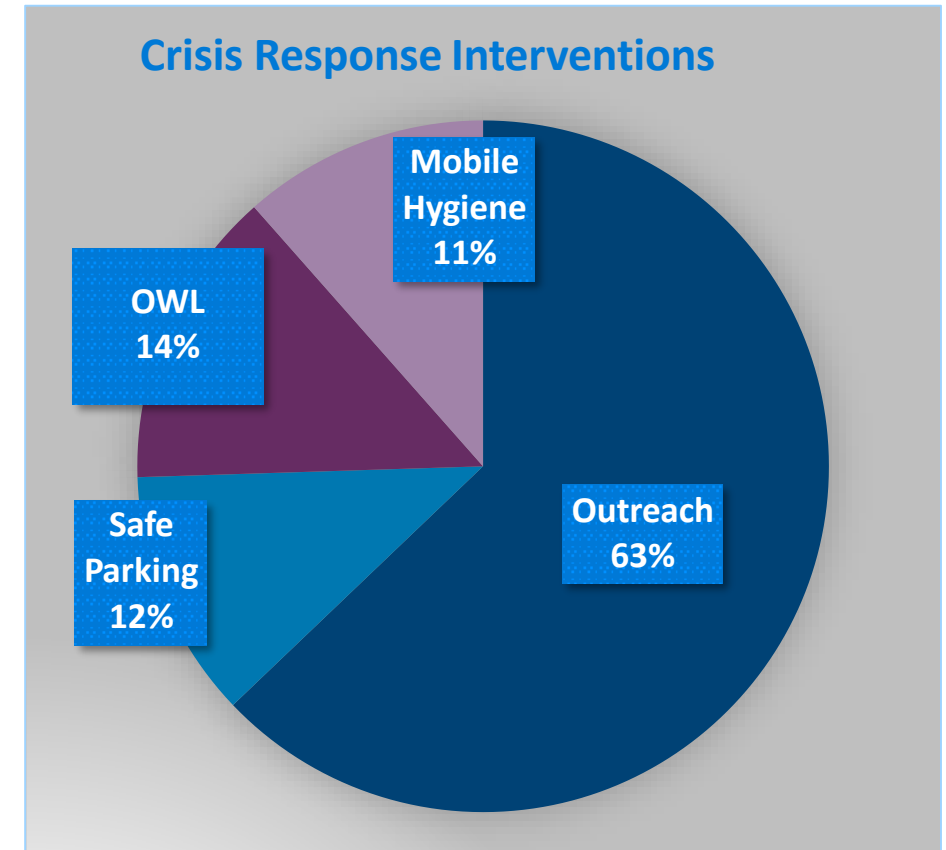



Homelessness Expenditures

FY 2018 - 19	Expenditures
Housing Based Solutions	\$8,544,682
Administration	\$2,468,238
Crisis Response Interventions	\$2,000,316
Encampment Abatement	\$1,663,244
Community Initiatives	\$667,007
Interim Housing	\$306,213
Total	\$15,649,700



Homelessness Expenditures



Homeless Prevention

**HOMELESSNESS
PREVENTION**
JULY 1, 2017 – JUN 30, 2019



DESTINATION: **HOME**



We have helped **841** Families & Individuals at imminent risk of homelessness



95% of families have remained stably housed while receiving prevention services



\$4,284
Average amount of assistance per family



Housing Based Solutions



BUILDING HOMES, CHANGING LIVES

2016 Affordable Housing Bond Progress

In November of 2016, Santa Clara County voters approved a \$950 million Affordable Housing Bond. It is projected that the Housing Bond will fund 120 new affordable housing developments over ten years, including 4,800 new units dedicated to Extremely Low-Income and Very Low-Income households. In addition, the County will establish rental and ownership opportunities for Moderate Income households.



Villas on the Park

YEAR 2 IMPLEMENTATION

\$234,180,000
IN MULTI-FAMILY HOUSING
DEVELOPMENT APPROVED

6 CITIES

1,437 NEW
APARTMENTS

484 UNITS RENOVATED


19 HOUSING
DEVELOPMENTS

\$25 MILLION
FIRST-TIME HOMEBUYER PROGRAM

*As of December 18, 2018



© Bernard Andre



Interim Housing



Crisis Response Interventions



Strategic Planning

- Community Plan to End Homelessness
- Future Funding Opportunities





Housing

QUESTIONS?

