



# POLICE DEPARTMENT OPERATIONS AND PERFORMANCE QUARTERLY STATUS REPORT

Public Safety, Finance, and Strategic Support Committee  
June 20, 2024 Item (d)2.  
Presenter: Acting Chief Paul Joseph

---

## CITYWIDE CRIME STATISTICS:

- CITYWIDE CRIME STATS
- 

## OTHER MATTERS OF INTEREST:

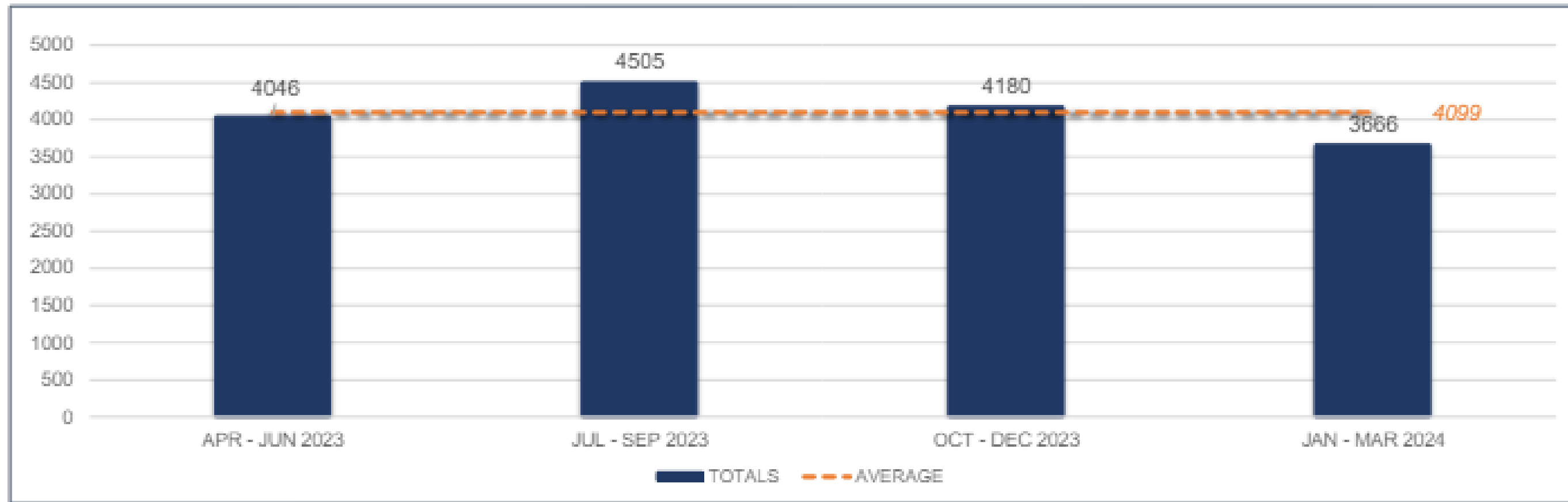
- REPORT ON CINCO DE MAYO 2024

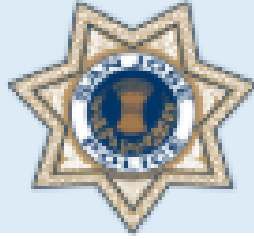
# Today's Topics



## **CRIMES AGAINST PERSONS**

### **QUARTERLY COMPARISONS**





# SAN JOSE POLICE DEPARTMENT

## NIBRS CRIME STATISTICS

GROUP A OFFENSES	2023			2024	TOTAL
	APR - JUN	JUL - SEP	OCT - DEC	JAN - MAR	
<b>CRIMES AGAINST PERSONS</b> Murder	13	8	6	10	37
Manslaughter	0	0	0	0	0
Rape	125	121	93	79	418
Aggravated Assault	1002	1213	949	771	3935
Simple Assault	2067	2294	2324	2051	8736
Intimidation	524	493	452	452	1921
Human Trafficking	6	14	13	12	45
Kidnapping/Abduction	71	103	88	78	340
Sex Offenses (All Other)	238	259	255	213	965
<b>TOTAL</b>	<b>4046</b>	<b>4505</b>	<b>4180</b>	<b>3666</b>	<b>16397</b>

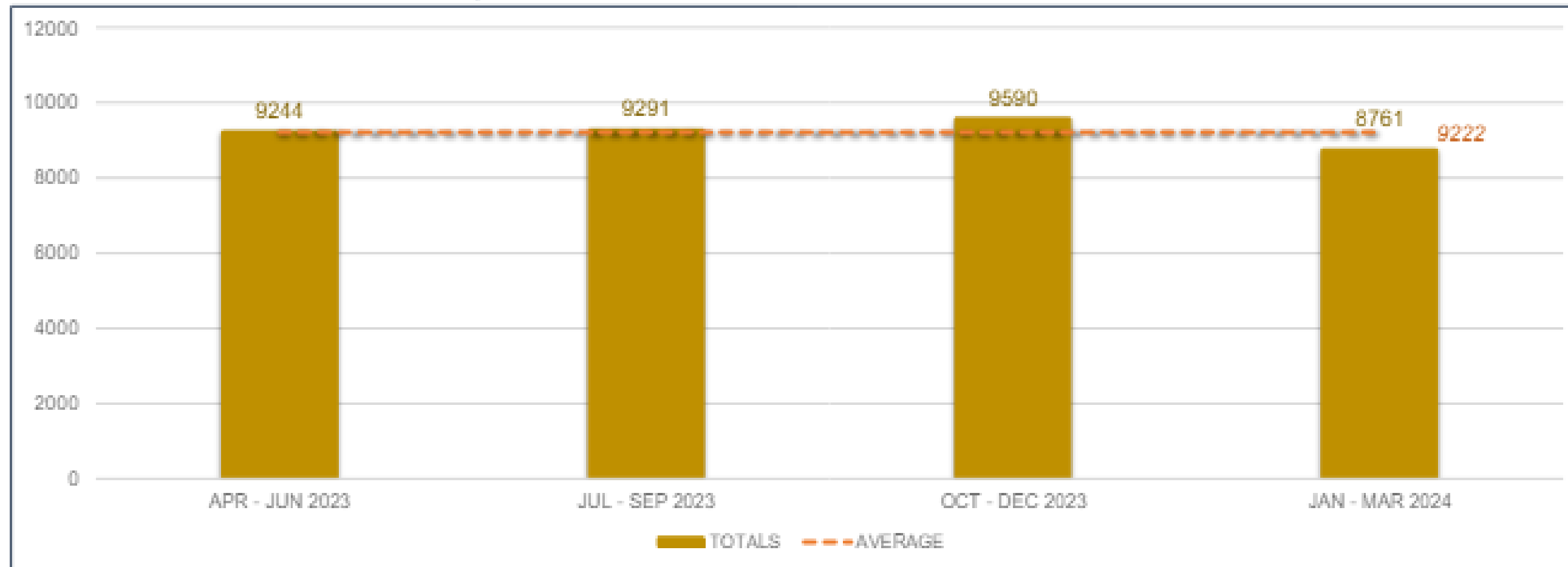
GROUP A OFFENSES	2023		2024
	JUL - SEP vs APR - JUN	OCT - DEC vs JUL - SEP	JAN - MAR vs OCT - DEC 2023
<b>CRIMES AGAINST PERSONS</b> Murder	-38.5%	-25.0%	66.7%
Manslaughter	NC	NC	NC
Rape	-3.2%	-23.1%	-15.1%
Aggravated Assault	21.1%	-21.8%	-18.8%
Simple Assault	11.0%	1.3%	-11.7%
Intimidation	-5.9%	-8.3%	0.0%
Human Trafficking	133.3%	-7.1%	-7.7%
Kidnapping/Abduction	45.1%	-14.6%	-11.4%
Sex Offenses (All Other)	8.8%	-1.5%	-16.5%
<b>TOTAL</b>	<b>11.3%</b>	<b>-7.2%</b>	<b>-12.3%</b>

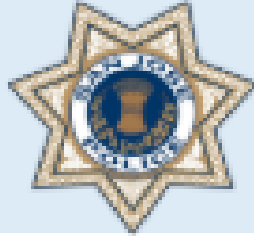
Statistics are subject to change due to case updates.  
 Source: CA DOJ Repository, 06/11/2024  
 Note: San Jose Police Department implemented NIBRS in April 2023  
 When dealing with small numbers, minor changes result in large percentage changes, which can be misleading.  
 NC - Non-calculable



# SAN JOSE POLICE DEPARTMENT NIBRS CRIME STATISTICS

## CRIMES AGAINST PROPERTY QUARTERLY COMPARISONS






# SAN JOSE POLICE DEPARTMENT

## NIBRS CRIME STATISTICS

GROUP A OFFENSES	2023			2024	TOTAL
	APR - JUN	JUL - SEP	OCT - DEC	JAN - MAR	
Robbery	302	315	345	306	1268
Burglary	947	923	891	959	3720
Larceny/Theft Offenses	3364	3279	3738	3291	13672
Motor Vehicle Theft	1737	1895	1891	1723	7246
Arson	46	37	33	29	145
Bribery	0	0	0	0	0
Counterfeiting/Forgery	93	69	89	58	309
Destruction/Damage/Vandalism	1656	1714	1604	1563	6537
Embezzlement	16	28	23	17	84
Stolen Property Offenses	99	104	123	103	429
Extortion/Blackmail	22	33	19	27	101
Fraud Offenses	962	894	834	685	3375
<b>TOTAL</b>	<b>9244</b>	<b>9291</b>	<b>9590</b>	<b>8761</b>	<b>36886</b>

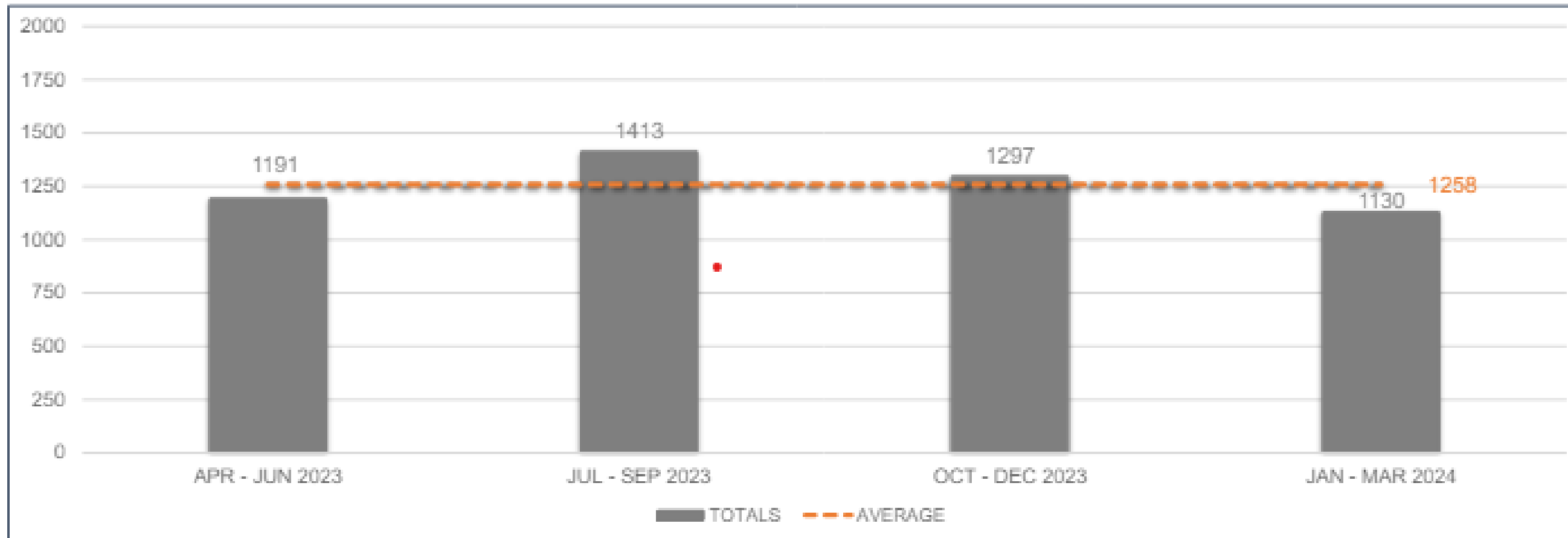
GROUP A OFFENSES	2023		2024
	JUL - SEP vs APR - JUN	OCT - DEC vs JUL - SEP	JAN - MAR vs OCT - DEC 2023
Robbery	4.3%	9.5%	-11.3%
Burglary	-2.5%	-3.5%	7.6%
Larceny/Theft Offenses	-2.5%	14.0%	-12.0%
Motor Vehicle Theft	9.1%	-0.2%	-8.9%
Arson	-19.6%	-10.8%	-12.1%
Bribery	NC	NC	NC
Counterfeiting/Forgery	-25.8%	29.0%	-34.8%
Destruction/Damage/Vandalism	3.5%	-6.4%	-2.6%
Embezzlement	75.0%	-17.9%	-26.1%
Stolen Property Offenses	5.1%	18.3%	-16.3%
Extortion/Blackmail	50.0%	-42.4%	42.1%
Fraud Offenses	-7.1%	-6.7%	-17.9%
<b>TOTAL</b>	<b>0.5%</b>	<b>3.2%</b>	<b>-8.6%</b>

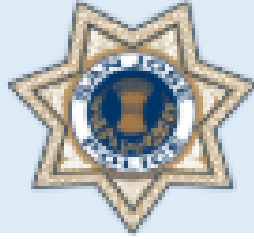
Statistics are subject to change due to case updates.  
 Source: CA DOJ Repository, 06/11/2024  
 Note: San Jose Police Department implemented NIBRS in April 2023  
 When dealing with small numbers, minor changes result in large percentage changes, which can be misleading.  
 NC - Non-calculable



## **CRIMES AGAINST SOCIETY**

### **QUARTERLY COMPARISONS**





# SAN JOSE POLICE DEPARTMENT

## NIBRS CRIME STATISTICS

CRIMES AGAINST SOCIETY	GROUP A OFFENSES	2023			2024	TOTAL
		APR - JUN	JUL - SEP	OCT - DEC	JAN - MAR	
	Animal Cruelty	48	38	29	28	143
	Drug/Narcotic Offenses	859	1028	898	826	3611
	Gambling Offenses	3	4	5	7	19
	Pornography/Obscene Material	38	37	50	37	162
	Prostitution	24	73	110	60	267
	Weapon Law Violations	219	233	205	172	829
	<b>TOTAL</b>	<b>1191</b>	<b>1413</b>	<b>1297</b>	<b>1130</b>	<b>5031</b>

CRIMES AGAINST SOCIETY	GROUP A OFFENSES	2023		2024
		JUL - SEP vs APR - JUN	OCT - DEC vs JUL - SEP	JAN - MAR vs OCT - DEC 2023
	Animal Cruelty		-20.8%	-3.4%
	Drug/Narcotic Offenses		19.7%	-8.0%
	Gambling Offenses		33.3%	40.0%
	Pornography/Obscene Material		-2.6%	-26.0%
	Prostitution		204.2%	-45.5%
	Weapon Law Violations		6.4%	-16.1%
	<b>TOTAL</b>		<b>18.6%</b>	<b>-12.9%</b>

Statistics are subject to change due to case updates.

Source: CA DOJ Repository, 06/11/2024

Note: San Jose Police Department implemented NIBRS in April 2023

When dealing with small numbers, minor changes result in large percentage changes, which can be misleading.

NC - Non-calculable





# **Cinco De Mayo Weekend**

## **2024**

# Preparation

Date	PD Representative(s)	Community/City Representatives
November 1	Lt. Scherry (Traffic Enforcement Unit)	District. 3, District. 5, Low Rider Council, Department of Transportation (DOT), Office of Economic Development and Cultural Affairs (OEDCA), San José Police Department Historical Society, other community organizations
Dec. 6	Lt. Scherry	District 3, District 5
Jan 10	Lt. Scherry	District 5
Feb 13	Lt. Scherry	District 5
March 7	Lt. Scherry	District 3, District 5
April 3	Lt. Scherry	District 3, District 5
April 11	DC Jimenez, Lt. Scherry, Lt. Hamblin, Sgt. Garibay (PIO)	Assistant City Manager, City Manager's Office-Communications
April 24	DC Jimenez, Cpt. Matchett (Special Ops) Lt. Scherry, Sgt. Garibay Lt. Stahl (Secondary Employment)	District 3, District 5, District 10, OEDCA, DOT, Community organizations

# Communications Plan and Debriefs

- **Every week for the 4 weeks leading up to the event**, Police Department Media Relations Unit posted the Department's tactical plan, including contingent road closures, on multiple social media platforms.
- **May 9:** District 5 event debrief. Attended by District 5, Lt. Scherry, Low Rider Council, Office of Economic Development and Cultural Affairs (OEDCA), Department of Transportation (DOT), community groups
- **May 29:** Final debrief with District 5 and District 3. Attended by District 5, District 3, Deputy Chief Jimenez, Lt. Scherry, Sgt. Garibay, OEDCA, DOT, Low Rider Council, community groups

# Planned Events

## Saturday, May 4

### Car Show

- ❑ 9:00 a.m. to 4 p.m.
- ❑ Santa Clara Street and Barack Obama Blvd. (closed for event)
- ❑ No notable issues

### Salsa Fest

- ❑ 1 p.m. to 8 p.m.
- ❑ Plaza de Cesar Chavez
- ❑ Canceled due to rain

# Planned Events

## Sunday, May 5

### **Dist. 5 Cinco de Mayo Celebration & Parade**

- ❑ 10:00 a.m. to 4 p.m.
- ❑ Started at Heritage Park, ended at Emma Prusch Park
- ❑ Issues: street closures, keeping alcohol out, security (reserve officers)

### **Downtown Cinco de Mayo Parade and Festival**

- ❑ 10 a.m. to 8 p.m.
- ❑ Downtown Corridor
- ❑ Issues: street closures, keeping alcohol out, security (reserve officers)

# Friday, May 3

- Vehicular and pedestrian traffic in both the downtown and foothill corridors was moderate throughout most of the night. **No traffic diversions or road closers were necessary.** There was light side show activity throughout the night. Officers cleared a few parking lots where sideshow vehicles were gathering.
- Officers were released at around midnight as traffic flow was moderate and there were no notable areas of concern throughout the city.

# Saturday, May 4

- Vehicular and pedestrian traffic in both the downtown and foothill corridors was moderate throughout most of the night. **No traffic diversions or road closers were necessary.** There was very little side show activity throughout the night.
- Officers were released at around 1 a.m. as traffic flow was moderate and there were no notable areas of concern throughout the city.

# Sunday, May 5

- Vehicular and Pedestrian traffic heavy in early afternoon in both downtown and foothill corridor.
- At 1600 hours several hundred people went into the Story and King Road intersection.
- Over the course of the next few hours vehicular and pedestrian traffic significantly increased in both the downtown and foothill corridors.
- Full vehicle traffic diversions were activated in the downtown corridor by 1740 hours and in the foothill corridor by 1815 hours due to major traffic congestion and random side show activity at various intersections.



# Sunday, May 5

- Sporadic sideshow activity began sprouting up throughout the city. Participants went to several different locations causing traffic issues, but a proactive response prevented things from fully materializing.
- The sideshow locations were:
  - Sierra Road and Lundy Ave
  - Montgomery Street and Santa Clara Street
  - McKee Road and Jackson Avenue
  - various intersections in the downtown corridor

# Overall Statistical Data

Activity	Friday 5/3	Saturday 5/4	Sunday 5/5	Totals
Felony Arrests	4	9	4	17
Misdemeanor Arrests/Cites	12	18	22	52
Warrant Arrests	8	8	2	18
Traffic Citations	59	55	42	156
Vehicle Impounds	0	0	8	8
Handguns Recovered	3	1	2	6
Knives Recovered	1	0	0	1

# District 5 Parade/Event



# Parade/Event



# Parade/Event



# Parade/Event



# Parade/Event



# Parade/Event





# Parade/Event



# Questions?

