

FY 2023-24 Education Strategy Annual Report Early Education

The Library and PRNS' offerings for children 0-5 help families prepare their children for Kindergarten and provide important caregiver support and learning.

Quality Standards

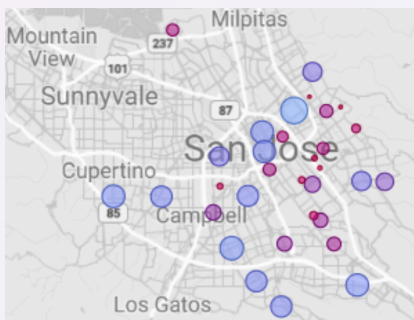
Proficient Standard

3,268 Library Programs
87,674 Attendees

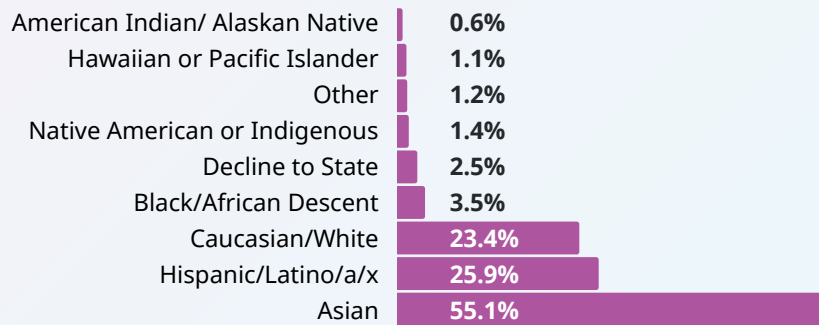
Focus Areas

- Ensure all families, especially underserved ones, have access to early education programs supporting school readiness, social-emotional, and cognitive development
- Provide ongoing training for early childhood educators
- Use data and assessments to guide program effectiveness and improvements

Program Locations Map



Demographics



* Demographic data is for Early Education Caregiver Survey



Storytime programs are resulting in more quality literary experiences, children are better prepared for kindergarten, more caregiver support, and greater awareness of child learning opportunities.

Quality Standards - Proficient Standard

2,063 Programs
64,766 Attendees
+24% In Participation

Program Outcomes

- **88%** of caregivers reported more quality literary experiences
- **93%** of caregivers reported a clear understanding of how to prepare their children for kindergarten after participating
- **94%** of participating caregivers felt supported within the Early Education community.
- **100%** of participants reported being aware of more opportunities throughout the day to support their child's learning

SAN JOSÉ RECREATION PRESCHOOL

More than half of parents surveyed indicated that their children were better prepared for school after attending SJ Recreation Preschool and indicated that they had enrolled their children because of the well-trained staff, safe environment, and cost.

Quality Standards - Proficient Standard

13 Program Sites
360 Attendees
+25.8% In Participation

Program Outcomes

- **68%** of parents/caregivers said their child had a positive relationship with SJ Recreation Preschool teachers
- **35%** of parents/caregivers said their child was more actively engaged in healthy recreation activities because of their participation in SJ Recreation Preschool
- **57%** of parents/caregivers said they felt SJ Recreation Preschool helped prepare their child to do better in school

FY 2023-24 Education Strategy Annual Report Expanded Learning

Ensuring grade-level proficiency impacts San José students across all neighborhoods and has been proven to be one of the leading indicators of later academic success in students of all demographics.

Quality Standards

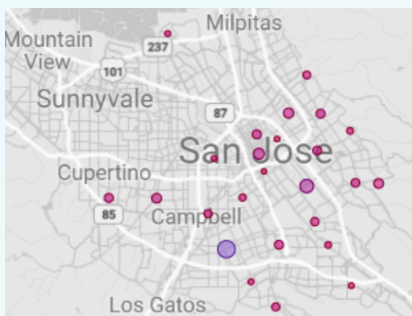
Proficient Standard

3,754 Library Programs
82,188 Attendees

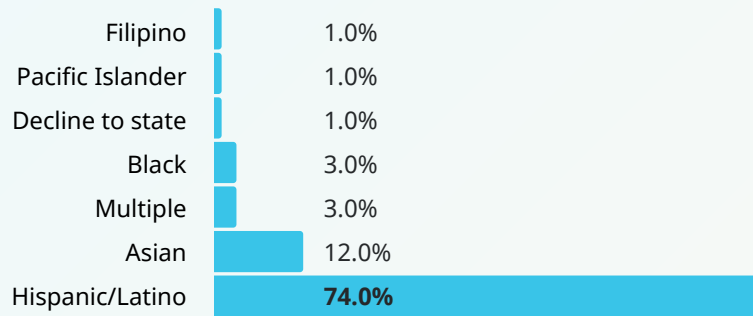
Focus Areas

- Ensure all students have access to quality afterschool and school support programs and services
- Create an Expanded Learning community of learning and training for staff
- Use data and assessments to guide program effectiveness and improvements

Program Locations Map



Demographics



* Demographic data is for SJ Learns participants.



With 78% of students reporting an improvement in both literacy and math skills, SJ Learns is providing K-3 students a proven, vital learning intervention.

Quality Standards

External evaluation. Midyear data.
Final Report November 2024.

4 Grants awarded
773 SJ Learns Participants at 22 schools
+4.2% In Participation

Program Outcomes

- **85%** of students with both Fall and Interim ELA assessments demonstrated growth
- About one-third of students (**32%**) moved up one performance band between Fall and Winter
- **78%** of students with both fall and interim math assessments demonstrated growth



Roughly three-quarters of respondents reported that ROCK/ASES programs actively engage participants in healthy recreation activities and encourage healthy eating.

Quality Standards

2.00, Meets Standard

26 Program Sites
3,151 Participants
-4.3% In Participation

Program Outcomes

- **76%** of respondents reported that their child is more actively engaged in healthy recreation activities based on what they learned in City of San Jose Afterschool programs
- **73%** of respondents reported that City of San Jose Afterschool programs have encouraged their child to eat healthy foods and drink healthy beverages

FY 2023-24 Education Strategy Annual Report College & Career Pathways

City College and Career programs help youth and adults achieve a degree/certificate, connect to meaningful supports or mentorship, and/or engage in workforce development experiences to prepare them for successful careers.

Quality Standards

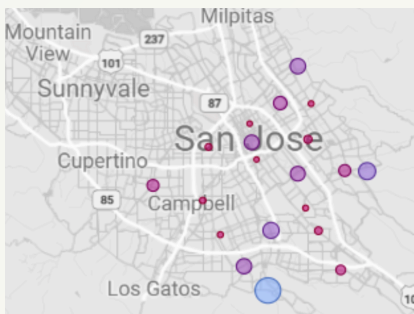
Advanced

483 Library Programs
4,141 Attendees

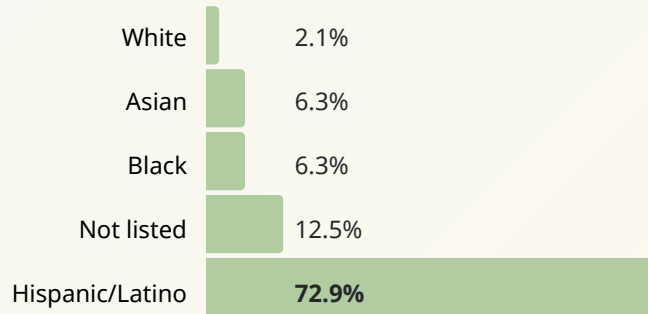
Focus Areas

- Ensure youth and adults have access to information, resources, and opportunities related to higher education and workforce development
- High Quality programs promoting degree attainment and workforce-ready skills development
- Use data and assessments to guide program effectiveness and improvements

Program Locations Map



Demographics



* Demographic data is for COHS participants.

careeronline™ HIGH SCHOOL

98% of participants identify as persons of color, particularly our Hispanic/Latinx populations, ensuring more equitable access to a high school diploma and greater career opportunities.

Quality Standards

Advanced

57 Students Served
98% Identify as BIPOC
+46% In Participation

Program Outcomes

- **28** adults graduated with an accredited diploma and career certificate
- **74%** graduation rate
- **77%** of graduates said they were interested in pursuing college after completing the COHS program
- **191** graduates since 2016



This program has successfully placed 100% of the mostly BIPOC youth in high-needs neighborhoods with employment and mentorship, ensuring more equitable access to key sector jobs in our community.

Quality Standards

Advanced

376 Subsidized program participants
438 Unsubsidized program participants
-2% In Participation

Program Outcomes

- **82%** of subsidized program participants were from Opportunity Neighborhoods
- **100%** subsidized program participants were placed in a priority sector and/or a demand occupation
- **75** youth were connected with a mentor

San José Public Library
**RESILIENCE CORPS
LEARNING PATHWAY**

96% of Resilience Corps Associates (RCAs) identify as BIPOC and the vast majority are first generation college students, ensuring that this vulnerable population has access to career support and living wages while pursuing higher education and giving back to their community.

Quality Standards

Advanced

- 50** Program participants
- 96%** Identify as BIPOC

Program Outcomes

- **42 (84%)** participants completed the program and went on to pursue opportunities in higher education and/or secured post-program employment
- **21,172** hours served supporting high-need students in expanded learning programs

Parks, Recreation & Neighborhood Services
**RESILIENCE CORPS
CLIMATE CHANGE PATHWAY**

76% of Resilience Corps Associates (RCAs) that graduated from the program, primarily self-identified BIPOC, went on to either enroll in a higher education program, found employment, or entered another jobs program.

Quality Standards

Advanced

- 152** Program participants
- 91%** Identify as BIPOC

Program Outcomes

- **110 (72%)** participants completed the program and went on to pursue opportunities in higher education and/or secured post program employment
- **133,904** hours served supporting climate resilience and sustainability projects