



Memorandum

TO: HONORABLE MAYOR
AND CITY COUNCIL

FROM: Matt Cano

SUBJECT: CITYWIDE CAPITAL IMPROVEMENT
PROGRAM ANNUAL REPORT

DATE: November 19, 2018

Approved

Date

11/20/18

RECOMMENDATION

Accept the annual report on the Citywide Capital Improvement Program for fiscal year 2017-2018.

OUTCOME

The Citywide Capital Improvement Program (CIP) Annual Report provides the Council an opportunity to review up-to-date information on major public works projects and programs worked on during the 2017-2018 fiscal year.

BACKGROUND

Since early in the 2000's, the CIP Report has provided Council with periodic updates on the status of the Citywide CIP. At the peak of this period, the status report was produced quarterly and tracked more than 600 projects for a 5-year adopted CIP budget of close to \$4,000,000,000. Comparatively, the current 5-year adopted budget is approximately \$3,300,000,000 with a projected annual amount of 240 active projects. The CIP Report focuses on currently active major public works projects and is currently presented twice each fiscal year, a mid-year report and an annual fiscal year end report

ANALYSIS

This report is intended to provide a summary of the FY 2017-2018 CIP. Project information is sourced from the Capital Project Management System as of June 30, 2018, and has been coordinated with all project delivery partner departments.

In summary, from July 1, 2017, through June 30, 2018, the Citywide capital program has completed 71 major construction projects valued at \$151,500,000 and has awarded 50 major

projects valued at \$290,300,000. The CIP received an average of 3.3 bids per project with an average bid variance of 1% below the engineer's estimate (median variance of -0.9%). Section II of this report contains Citywide and City Service Area specific CIP updates.

There are a number of new programs and policy initiatives being worked on in the City's capital improvement programs that will enhance project delivery and create greater opportunities for our residents, employees and employers partner in the delivery of the CIP. These initiatives are summarized below:

- **Project Manager development:** Continued investment in the development of our project managers and the recruitment of new team members is the most critical factor to ensuring that we can deliver a quality CIP program with our community. In 2018, the Department of Public Works kicked off a training program for CIP managers and the rotation program for entry level managers continues to be valuable in ensuring cross training of staff.
- **Local and Small business participation:** Public Works is working with the Community and Economic Development Committee on policy alternatives to encourage more local, small and disadvantages business participation on City projects. Policy alternatives such as a potential local business preference, will be presented to the Community and Economic Development Committee in early 2019. In the FY 17-18 reporting year, local contractors were awarded 16 contracts (32%) totaling \$158,400,000, of which 7 (22%) were also small businesses totaling \$8,200,000.
- **Project Labor Agreements:** On October 16, 2018, the Mayor and City Council directed staff to enter into a PLA with the Santa Clara and San Benito County Building Trades Council. On November 8, 2018, the draft PLA was approved by the Regional Wastewater Facility Treatment Plant Advisory Committee and is expected to be executed within the next month. In future CIP Annual Reports, the Public Works department will report on out the statistics and trends associated with projects on which PLAs are applied.
- **Public Works Audit Implementation:** On August 7, 2018, the Mayor and City Council accepted an audit of the public works department's project delivery processes. A list of audit recommendations and status is included as an appendix to this report.
- **Measure S:** On November 6, 2018, voters approved Measure S which modifies the City's charter to update contracting rules for public works projects. These modifications include the increase of the minor public works threshold from \$100,000 to \$600,000, the design-build threshold decreases from \$5,000,000 to \$1,000,000, bid notices to be published online electronically, and the addition of "Best Value Contracting" as an alternative procurement method.
- **Measure T:** On November 6, 2018, voters approved Measure T which allows the City to issue \$650,000,000 in General Obligation Bonds to upgrade the City's infrastructure.

Bond funding would be used to upgrade public safety buildings, emergency/disaster response facilities, and roads and bridges. City staff will report back to the Mayor and Council on a proposed implementation plan for Measure T in early 2019.

EVALUATION AND FOLLOW-UP

The Citywide CIP Annual Report documents the progress of the Citywide CIP Program activity in FY 2017-18. This program is committed to the delivery of quality projects that are on time and on budget. Additionally, in 2019 staff will look at revising the timing of this CIP report to better coincide with reports related to Measure T implementation and the City's infrastructure backlog report.

PUBLIC OUTREACH

This memorandum will be posted to the City's website for the December 4, 2018, City Council Agenda.

COORDINATION

This Annual CIP Report has been coordinated with the Airport, Environmental Services, Fire, Library, Parks, Recreation and Neighborhood Services, Police, and Transportation Departments as well as the Offices of the City Attorney, City Manager and Cultural Affairs.

COMMISSION RECOMMENDATION/INPUT

Capital projects identified in this report may have included suggestions, recommendations or actions from a City Commission. Projects with specific City Commission action will be individually reported through the appropriate department action.

CEQA

Not a Project, File No. PP17-009, Staff Reports, Assessments, Annual Reports, and Informational Memos that involve no approvals of any City action.

/s/
MATT CANO
Director of Public Works

For questions please contact David French, Public Works Procurement Manager, at (408) 975-7276.

Attachment: Citywide Capital Improvement Program Annual Report FY 2017-2018.

December 2018

*CIP
Snap Shot*

- *240 Active Projects through Q4 of FY 2017-18*
- *50 Projects Awarded in FY 2017-18*
- *71 Projects Completed in FY 2017-18*
- *48 Projects Under Construction through Q4 of FY 2017-18*



Del Monte Park Phase 2

Citywide Capital Improvement Program Annual Report FY 2017-18



Headworks Critical Improvements

Table of Contents

Section I: Program Overview1

**Section II: Citywide Capital Improvement Program and City Service Areas (CSA)
Updates.....4**

 Citywide Capital Improvement Program4

 CSA Specific.....8

Section III: Project Update Information for Appendices17

Appendix 1 – Active Projects

Appendix 2 – Completed Projects

Appendix 3 – City Service Areas (CSA) and Capital Programs

Appendix 4 – Update on City Auditor Recommendations


SECTION I PROGRAM OVERVIEW

The City of San José implements and manages a Capital Improvement Program (CIP) that was approved by the City Council as the *2017-18 Adopted Capital Budget* and *2018-2022 Capital Improvement Program*. Projects were recommended for funding in the proposed CIP in consideration of approved budgets, policy guidelines, public safety and/or economic development urgency, approved master plans and external regulatory agencies. To facilitate program delivery across multiple departments, the City worked within the City Service Areas (CSA) and Capital Programs identified in Appendix 3.

The 2017-18 Adopted Capital Budget totaled \$1 billion and included significant investment in infrastructure improvements at the San José-Santa Clara Regional Wastewater Facility (RWF), as well as investment in the rehabilitation and enhancements of a variety of park assets and recreational facilities, pavement maintenance, and continuing renovation of the City’s cultural facilities.

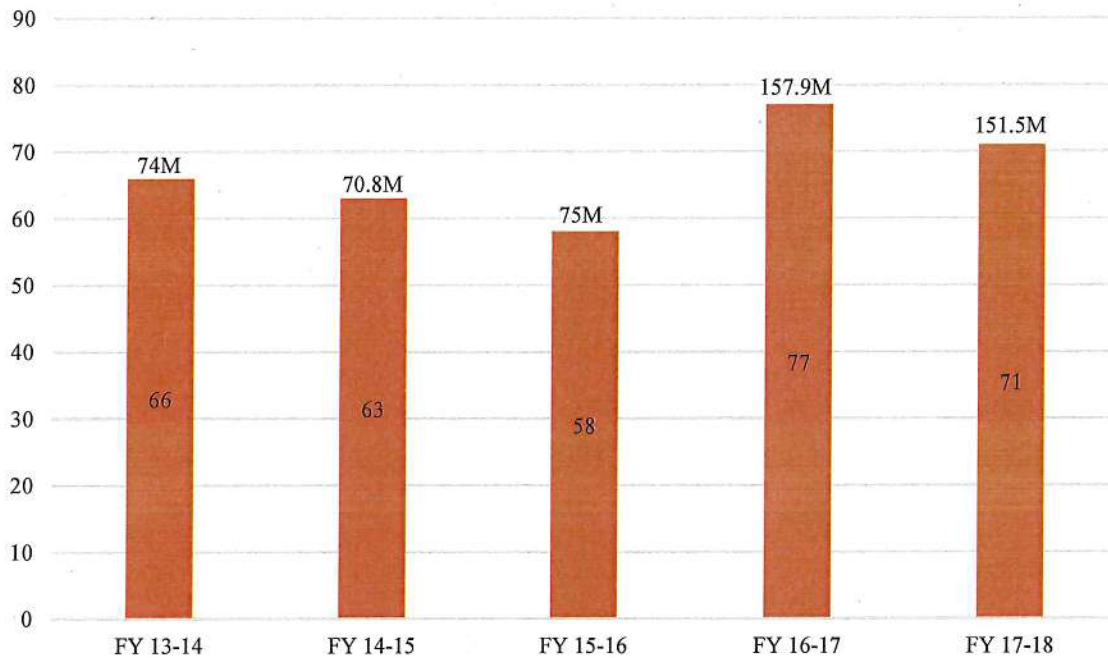
From July 1, 2017 through June 30, 2018, the CIP completed 71 projects valued at \$151.5M with an additional 48 projects under construction valued at \$307.2 M. There were 50 projects awarded valued at \$290.3M with an additional 7 projects in the bid phase valued at \$107.1M. The CIP also has 93 projects in the feasibility and design phase valued at \$258.9M, as detailed in Chart 1¹. Over the past five years, this brings the City to 335 projects completed at a value of \$529.2M which is reflected in Chart 2 by fiscal year.

Chart 1: Capital Program Projects FY 2017-18



¹ 29 Projects were awarded and completed in FY17-18 (Projects are represented in both Awarded and Completed Phases above. Adding all projects together will not represent the 240 total projects)

Chart 2: Totals Completed Projects and Total Values



Report Objective and Contents

This Year End Status Report is intended to provide an update on the FY 2017-18 CIP for the period of July 2017 to June 2018. This Status Report contains information on the CIP projects tracked through the [Capital Program Management System](#) (CPMS) database.

Two types of project classifications are tracked in this report:

- Major Public Works Construction Projects – projects that result in the construction of capital improvements with a value of \$100,000² or greater. These projects are typically publicly bid and awarded to the lowest responsive and responsible bidder. However, construction projects can also be built by City forces or built by other jurisdictions or entities through an agreement.
- Public Art Projects – projects involving artworks that are funded by the CIP. Public art projects may be associated with a specific capital improvement or as part of a larger public art strategy with funding support from the CIP.

² With the recent passage of Measure S on November 6, 2018 ballot, the \$100,000 limit will be increased to \$600,000

Project Updates

Appendix 1 provides schedule information, current project phase and anticipated completion date for projects that are active in FY 2017-18. Appendix 2 provides a list of the projects that achieved Beneficial Use and are considered substantially completed in FY 2017-18. Projects are sorted by CSA and are listed according to project phase.

Project Budget

Project specific budget information is included for FY 2017-18 projects listed in Appendix 1 of this report. Budget figures provided reflect the baseline budget, current funding programmed, or construction contract award for that particular project in the CIP. Baseline budgets are usually set once the project scope is complete and a schedule has been determined.

CIP Performance Measures

The Citywide CIP has a set of consistent and comprehensive performance measures along with targets and goals that have been established in two key areas: *schedule (cycle time) and project delivery cost*. During FY 2017-18, the on-schedule performance was estimated at 84% (65 of 77 projects on schedule with an 85% target) and the on-budget performance was at 85% (51 of 60 projects on schedule with a 90% target). The Capital Performance Measurements of schedule and project delivery cost are tabulated and presented in a holistic manner in the 2017-2018 Adopted Capital Budget and more specifically in the 2017-2018 Adopted Operating Budget.

Public Works Audit Implementation

On July 27, 2018, the Mayor and City Council accepted an audit of the public works department's project delivery processes. A list of audit recommendations and status is included as an appendix 4 to this report.

**SECTION II
 CITYWIDE CAPITAL IMPROVEMENT PROGRAM &
 CITY SERVICE AREAS (CSA) UPDATES**

In this section some of the specific citywide and CSA updates are discussed.

Citywide Capital Improvement Program (CIP)

1. Management and Administration

Bidding Environment – During FY 2017-18, the CIP conducted 47 construction bids totaling \$107.7M. During that time, the program received an average of 3.3 bids per project with an average variance of 1.0% below the engineers estimate (median variance of -0.9%) which is within the industry average of ±5% variance. During FY 2017-18, The CIP returned to historical averages of number of bidders and variance from engineers estimate. Chart 3 illustrates the fluctuation of high and low bids seen from project to project. Chart 4 compares the variance in bids for FY 2017-18 with the previous five fiscal years.

Project Manager Development – With the Departments turnover numbers and a large number of new employees, Public Works will continue to conduct project manager training programs to further develop the workforce.

Chart 3: Variance of Engineer’s Estimate FY 2017-18

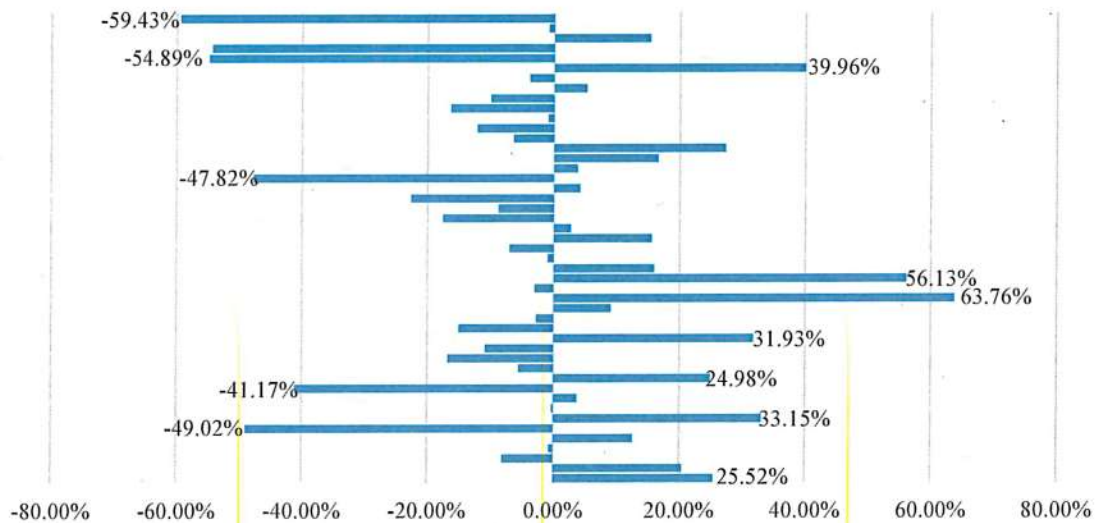
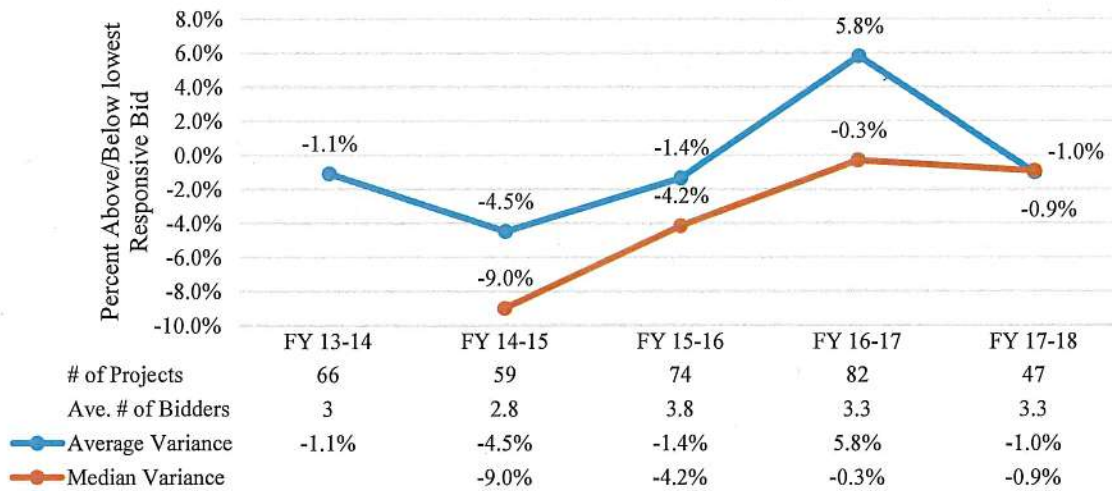


Chart 4: Variance Between Lowest Responsive Bid and Engineers Estimate



* Median data can only be captured beginning in FY 2014-15.

2. Local and Small Business Participation

The Public Works Department tracks local and small prime contractor participation for CIP Major Public Works construction contract awards each fiscal year. This data is collected through a voluntary form filled out by Contractors during the contract execution stage. During FY 2017-18 there were 50 CIP construction contracts awarded totaling \$290.3M. Local contractors were awarded 16 projects (\$158.4M), of which seven (\$8.2M) were also small businesses. In comparison, local business contract awards saw a decrease in FY 2017-18, however, the total dollars awarded increased significantly. Chart 5 and 6 provides a comparison of the previous five fiscal years.

Chart 5: Local and Small Business Contracts Awarded (as Percentage)

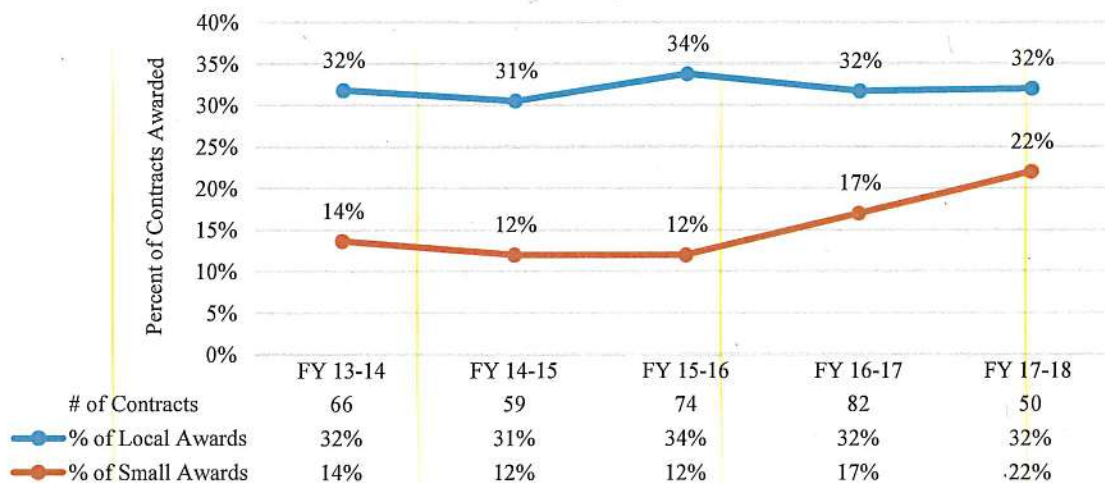
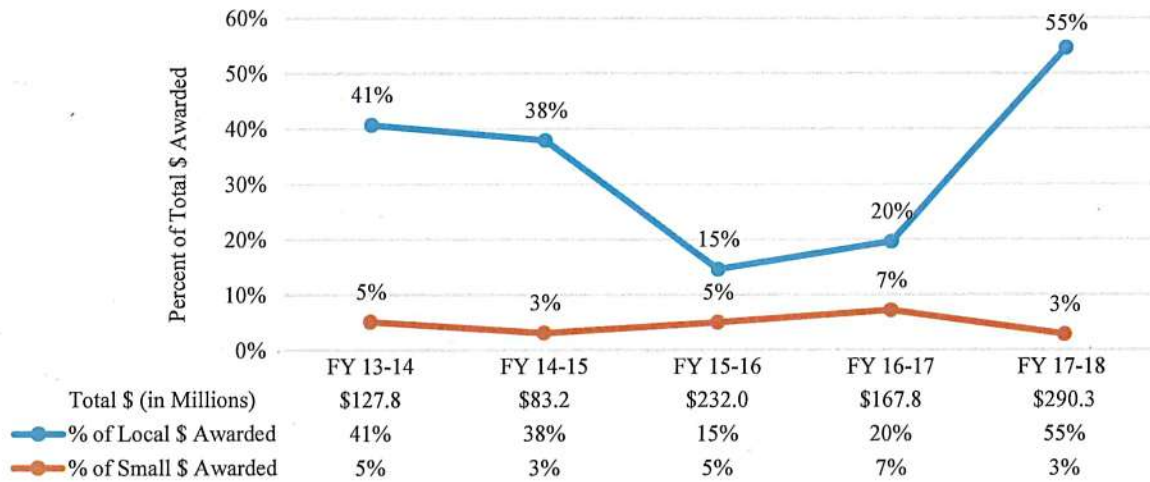


Chart 6: Local and Small Business Dollars Awarded (as Percentage)



3. Contract Costs by Project Type

The Capital Program has compiled data on three project types that are completed on a regular basis. This data captures only the main portions of the projects. These projects include airport pavement projects (excludes demolition and utilities), cast iron sewer replacement projects (excludes traffic control, mobilation, and pipe rehabilitation), and Citywide street paving projects. Over the past five years the capital program has seen a steady increase in the construction cost per unit of measurement. Staff will continue to utilize this information when generating engineer estimates for projects. Charts 7 – 9 reflect the increasing cost.

Chart 7: Airport Pavement Projects (Cost/Square Yard)



Chart 8: Cast Iron Sewer Replacement (Cost/Linear Foot)

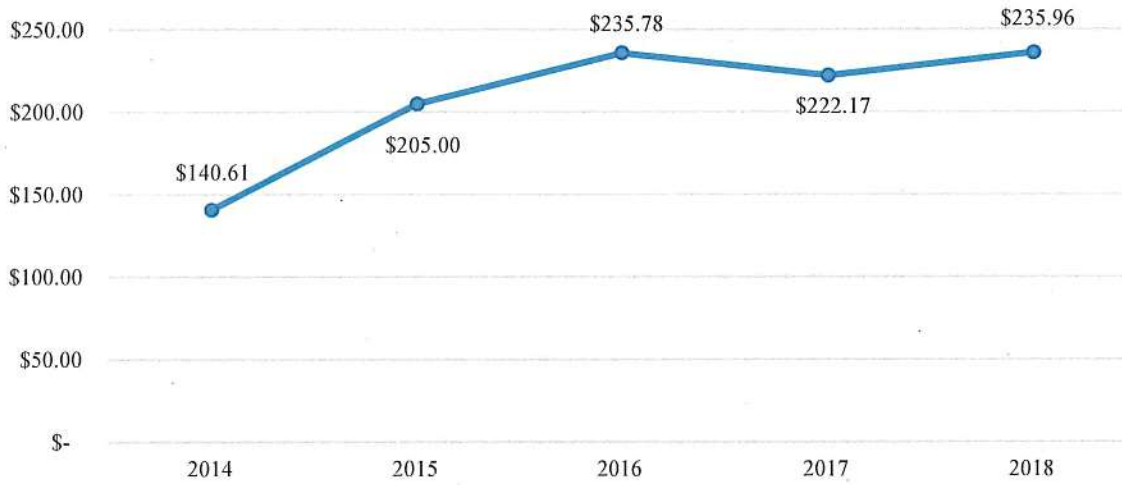
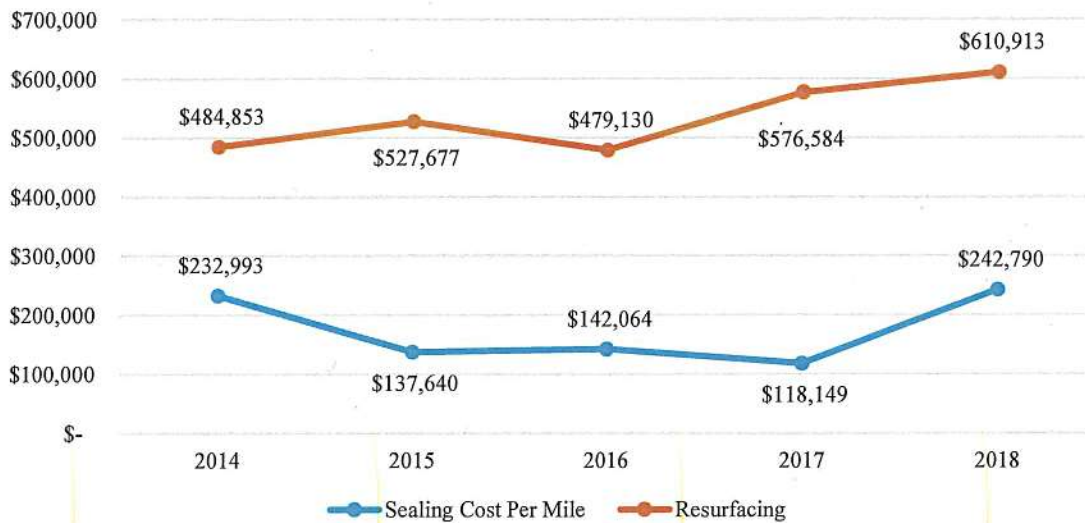


Chart 9: Pavement Projects (Cost/Square Yard)



4. Deferred Maintenance / Infrastructure Backlog (DMIB)

All CIP Programs are continuing to assess their deferred maintenance infrastructure backlog as this information drives the CIP priorities. At present, the DMIB is approximately \$1.4B as reported at the January 17, 2018, Transportation and Environment Committee.

City Service Area (CSA) Specific

Each CSA section includes a brief overview of the CSA and the projects funded within that CSA.

COMMUNITY AND ECONOMIC DEVELOPMENT

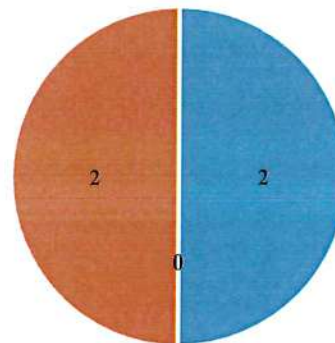
The Community and Economic Development CSA projects include those projects implemented by the Office of Economic Development and public art projects.

Projects in CSA



■ Total Citywide CIP Projects
 ■ CSA CIP Projects

CSA Project Phases



■ Development ■ Bid/Award
 ■ Construction ■ Completed

Completed Projects

*(These projects are not shown in appendices as they are not inputted into CPMS)

- F.O.G. (Fat, Oils, and Grease) Waste Truck Wraps
- Paul Moore Park Mural



* *A Chance to Grow...* by artist Mona Caron
 (Paul Moore Park Mural)



*F.O.G. Waste Truck Wraps

Future Projects Coming in FY 18-19

Project

None

Anticipated Bid Advertisement

ENVIRONMENTAL AND UTILITY SERVICES

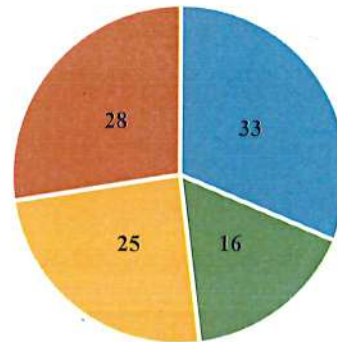
The Environmental and Utility Services CSA includes the sanitary sewer system, storm sewer system, water pollution control and water utility capital programs. This CSA’s primary focus is on construction, rehabilitation, modification and maintenance of these facilities.

Projects in CSA



■ Total Citywide CIP Projects
 ■ CSA CIP Projects

CSA Project Phases



■ Development ■ Bid/Award
 ■ Construction ■ Completed

Completed Projects

- 30 inch Old Bayshore Sanitary Sewer Supplement
- Cadwallader Reservoir Rehabilitation
- Cahill Storm Pump Station Rehabilitation
- Carmel and Arbor Drive Sanitary Sewer Replacement
- Cast Iron Replacement FY 16-17 Package I
- Cast Iron Sewer Replacement FY 16-17 Package II
- Cast Iron Sewer Replacement FY 16-17 Package IV
- Chynoweth Avenue Green Street Project
- Downer Canoas Injection Station Tank Replacement
- Edenvale Reservoir Rehabilitation
- Emergency Diesel Generator Package 2A Project
- Iron Salt Feed Station
- Large Trash Capture Device Installation Project Phase V
- Los Arboles Elementary School Storm Sewer Replacement Project
- Miscellaneous Sanitary Sewer Repairs (Package III)
- Park Avenue Green Street Pilot Project
- Rio Hondo Dr. Norwood Ave, and Fleming Ave Sanitary Sewer Rehabilitation
- Sanitary Sewer Capacity Improvement 2016-2017
- Sanitary Sewer Condition Assessment 2015-2016 Forest Rosa I
- Sanitary Sewer Condition Assessment 2016-2017 Package I
- Sanitary Sewer Condition Assessment 2016-2017 Package II
- Sanitary Sewer Condition Assessment 2016-2017 Package V
- Sanitary Sewer Repairs 2016-17 Package II
- Sanitary Sewer Repairs 2016-17 Package III
- Sanitary Sewer Repairs 2016-17 Package V
- Sanitary Sewer Repairs 2016-17 Package VI
- Story Lane and Squeri Easement Sanitary Sewer Rehabilitation
- Williams Rd - Moorpark Ave Sanitary Sewer Improvement



* Chynoweth Avenue Green Street Project



*Park Avenue Green Street Pilot Project

Future Projects Coming in FY 18-19

Project


Anticipated Bid Advertisement

Cast Iron Sewer Replacement FY 18-19 Package III	Nov-18
Cast Iron Replacement FY 17-18 Package II	Nov-18
Sanitary Structure Cover Repairs II	Dec-18
Miscellaneous Sanitary Sewer Repairs FY 2017-2018 (Package III)	Dec-18
Sanitary Sewer Repairs FY 2018-2019 Package I	Feb-19
Cast Iron Sewer Replacement FY 18-19 Package IV	Feb-19
Sanitary Sewer Repairs FY 2018-2019 Package I	Feb-19
Nitrification Clarifiers Rehabilitation	Feb-19
Trimble Road Siphon Improvement	Mar-19
Miscellaneous Sanitary Sewer Repairs FY 17-18 (Package I)	Mar-19
Alviso Storm Sewer Condition Assessment Repair	Mar-19
Outfall Bridge and Levee Improvements	Mar-19
Sanitary Sewer Repairs FY 2018-2019 Package II	Apr-19
Yard Piping and Road Improvements	May-19
Advanced Facility Control and Meter Replacement – Phase 2	May-19
Filter Rehabilitation	May-19
Regional Wastewater Facility - Fire Life Safety Upgrade	Jun-19

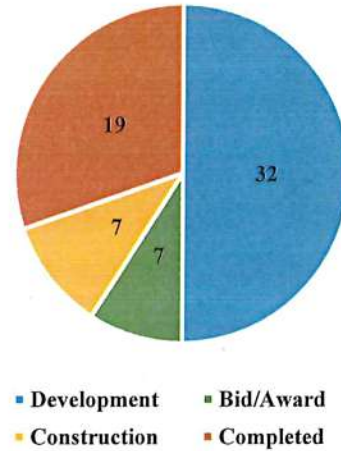
NEIGHBORHOOD SERVICES

The Neighborhood Services CSA includes capital project development for parks, trails, libraries, and community facilities.

Number of Projects in CSA



Projects Phases



Completed Projects

- (P) ESUHSD Wifi
- 31st and Alum Rock Park
- 31st and Alum Rock Park – Phase 2A
- Animal Care Center Fire Alarm Renovation
- Backesto Park Improvements Project
- Bramhall Bowling Green Renovation
- Bramhall Restroom-Concession-Storage Building
- Camden Community Center Landscape Mitigation
- Del Monte Park Phase 2
- Muni Yard Fence Replacement Project
- Fowler Creek Picnic Area
- Happy Hollow Park Zoo: Alligator Exhibit
- Lake Cunningham Bike Park
- Municipal Rose Garden Improvements
- On-Call General Building Contract for Facilities and Parks
- Plata Arroyo Park Renovation
- Silver Leaf Park Play Area Renovation 2014-15
- TRAIL: Guadalupe River / Coleman Road Under-Crossing Design
- TRAIL: Thompson Creek (Tully to Quimby) Construction



* 31st and Alum Rock Park – Phase 2A



*Fowler Creek Picnic Area

Future Projects Coming in FY 18-19

Project

- Waterford Park Improvements
- Roosevelt Park Lighting Upgrades
- Trail: Coyote Creek (Selma Olinder Park to Story Road)
- (A) FEMA - Alum Rock Mineral Springs Restroom
- (A) FEMA - Alum Rock Visitor Center
- Rincon South Park Development
- (A) FEMA - Japanese Friendship Garden - Tea House
- (A) FEMA - Alum Rock Mineral Springs Bridge Embankment
- (A) FEMA - Kelley Park storm outfall repair
- La Colina Playground Renovation
- (A) FEMA - Japanese Friendship Garden - Koi Ponds & Pump House
- Butcher Playground Renovation


Anticipated Bid Advertisement

- Oct-18
- Nov-18
- Nov-18
- Jan-19
- Jan-19
- Jan-19
- Feb-19
- Feb-19
- Feb-19
- Mar-19
- May-19
- Jun-19

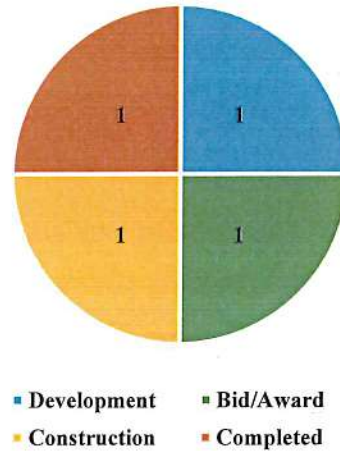
PUBLIC SAFETY

The Public Safety CSA consists of Fire and Police capital projects, including projects funded through the Public Safety Bond Program approved by San José voters in March 2002.

Number of Projects in CSA



CSA Project Phases



Completed Projects

- PAC Fire Alarm System Replacement
- Police and Communication Building (PAC) Electrical System Upgrade



* PAC Fire Alarm System Replacement



*PAC Electrical System Upgrade

Future Projects Coming in FY 18-19

Project

Mineta San Jose International Airport Magazine Relocation Project

Anticipated Bid Advertisement

Mar 2019

STRATEGIC SUPPORT

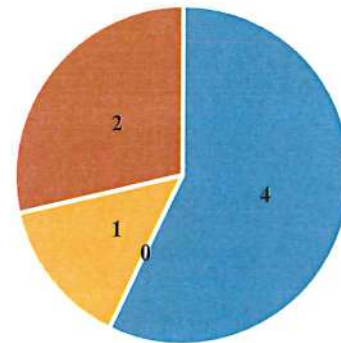
The Strategic Support CSA implements projects at City Hall, city-owned facilities and, in alignment with the budget, investments in police buildings.

Number of Projects in CSA



■ Total Citywide CIP Projects
 ■ CSA CIP Projects

CSA Project Phases



■ Development ■ Bid/Award
 ■ Construction ■ Completed

Completed Projects

- Civic Auditorium Air Conditioning
- Convention Center Exhibit Hall Lighting and Ceiling Upgrades



* Civic Auditorium Air Conditioning



* Convention Center Exhibit Hall Lighting and Ceiling Upgrades

Future Projects Coming in FY 18-19

Project

City Hall Building HVAC Upgrade Project
 Replace UPS for City Hall NOC

Anticipated Bid Advertisement

Nov – 18
 Dec – 18

TRANSPORTATION AND AVIATION SERVICES

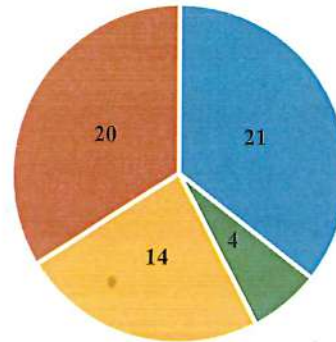
The Transportation and Aviation Services CSA is dedicated to the development and completion of surface and air transportation projects and centered on roads, bicycling and pedestrian movement. Included in this CSA are the Traffic, Parking and Airport capital programs.

Number of Projects in CSA



■ Total Citywide CIP Projects
 ■ CSA CIP Projects

CSA Project Phases



■ Development ■ Bid/Award
 ■ Construction ■ Completed

Completed Projects

- 2016 ADA Sidewalk Accessibility Ramps
- 2017 ADA Ramps and Concrete Repair
- 2017 Remove and Replace Asphalt Concrete Pavement
- Citywide City Facilities Service Conversions 2015-2016
- Jackson Avenue Bicycle and Pedestrian Improvements
- Mineta San Jose International Airport - Alaska Airlines Offices Renovation
- Mineta San Jose International Airport - Jetbridges at Gate 29 and Gate 30
- Mineta San Jose International Airport - North Cargo Switchgear & Generator Relocation
- Mineta San Jose International Airport - Southeast Apron Reconstruction
- Mineta San Jose International Airport - Terminal B Exit Lane Technology
- Mineta San Jose International Airport - Terminal Roadway Safety Improvements
- Mineta San Jose International Airport Perimeter Security Technology
- Mineta San Jose International Airport Police Dept Building Replacement
- Mineta San Jose International Airport Southeast Area IT Infrastructure
- Ocala Ave Bike and Ped Improvements
- Park Avenue Multimodal Streetscape Improvements
- St John Bikeway & Pedestrian
- St John Multimodal
- The Alameda - A Plan for the Beautiful Way Phase 2
- Traffic Signal Unit 2014B (Everglade/King, Story/Sunset)



* St John Bikeway & Pedestrian Improvements



* Mineta San Jose International Airport – Terminal Roadway Safety Improvements

Future Projects Coming in FY 18-19

<u>Project</u>	<u>Anticipated Bid Advertisement</u>
Almaden/Vine Safety Improvement	Oct-18
Mineta San Jose International Airport - Aircraft Rescue and Fire Fighting (ARFF) Facility	Oct-18
2019 Major ADA Curb Ramp	Dec-18
2019 Major Streets Concrete & ADA Ramps	Jan-19
2019 Major Streets Remove and Replace	Jan-19
2019 Major Streets Pavement Resurfacing	Feb-19
2019 Major Streets Sealing	Mar-19
Mineta San Jose International Airport – Parking Structure RFP	Mar-19
Fire Station 26 Beacon Conversion Project	Mar-19
Mineta San Jose International Airport – Accessibility Upgrades	Apr-19
Downtown Dynamic Message Sign Replacement Project	Apr-19
Mineta San Jose International Airport – Airfield Electrical System Rehabilitation	May-19
Traffic Signal Modification at King Rd. and San Antonio St.	Jun-19
PARCS Command Center Buildout	FY18/19 Q3
(A) FEMA - Alum Rock Park Service Road Slide Repair	FY18/19 Q4
(A) FEMA – Sierra Road Slide Repair	FY18/19 Q4

SECTION III PROJECT UPDATE INFORMATION FOR APPENDICES

Appendix 1 provides schedule information, current project phase and scheduled beneficial use date for projects that are active in FY 2017-18. The status of the projects shown in this report will be represented by one of the following five categories:

- **On Schedule:** Projects are determined to be on schedule if they are completed within two months of the committed completion date. Projects are also in this category if no previous schedule commitment existed, in which case a schedule is established with this report. This may include projects that had pending schedules at the time of the previous report. In addition, projects that have a working schedule are considered on time. Finally, schedules for public art projects that are adjusted in order to align with the implementation of their associated capital improvement projects are considered to be on schedule.
- **Extended:** Projects have extended schedules when the project is running more than two months behind the committed delivery date. Unless the project delivery team is able to make up the delay prior to project completion, these projects will track as extended schedule projects appropriately in the Adopted Capital Budget.
- **Reset:** Projects that have their schedule reset are those where committed schedules are no longer feasible as a result of significant changes in scope, bid protests or due to Council or Manager directed reprioritization. Schedule resets are not granted for delays within the control of the project team. Upon approval of this report, the schedules shown in Appendix 1 will reflect the new baseline schedule commitments.
- **Pending:** Projects that do not have schedules at the time of this report are noted as Pending. The schedules for these projects are uncertain due to incomplete scoping, community concerns, real estate or funding issues. New projects beginning activity in FY 2017-18 that have not been fully scoped are shown as schedule pending. Projects whose schedules will be set at the time of award of the construction contract are noted as Pending. Projects with schedules pending are counted as active projects.
- **On-hold:** Project schedules that have been deferred and placed on-hold.

Project specific budget information is included for FY 2017-18 projects listed in Appendix 1 of this report. Budget figures provided reflect the baseline budget, current funding programmed, or construction contract award for that particular project in the City's CIP. Baseline budget or current funding programmed includes all past, current and future fiscal years of funding. Baseline budgets are usually set once the project scope is complete and a schedule has been determined.

The baseline budget serves as a commitment for delivery and a reference point for measuring on-budget project delivery performance. At the latest, a project budget will be set at the time of award and until then will be identified as "TBD". Alternatively, with the increasing use of time-and-materials/on-call contracts as an alternate project delivery method, budget information for projects completed under these contracts will be listed as "TBD" and reflected in the on-call contract total only to avoid duplicative reporting.

It is important to note that the baseline budget for a project may not match the budget amount shown in the 2017-18 Adopted Capital Budget and 2018-2022 CIP. A project may be sufficiently funded in the CIP yet exceed the committed baseline budget and, therefore, may not be considered on-budget for performance measurement purposes. Projects that have their baseline budgets reset are those where committed budget amounts are no longer feasible as a result of significant changes in scope. Budget resets are not granted for projects that simply exceed their established budget without an external influence.

APPENDIX 1 – Active Projects

APPENDIX 2 – Completed Projects

APPENDIX 3 – City Service Areas and Capital Programs

APPENDIX 4 – Update On City Auditor Recommendations

Appendix 1 - Active CIP Projects
 *Project information as of 6/30/2018

Project ID	Project Name	Council District	Scheduled Beneficial Use	Implem Dept	Baseline Budget	Current Project Phase	Schedule Status
Community and Economic Development							
8820	Milligan Parking Lot	3	6/28/2019	PW	TBD	Phase I - Project Feasibility	On Hold
6302	Rule 20B Underground District - Delmas/Park	3	8/28/2019	PW	TBD	Phase III - Design	Extended
Environmental and Utility Services							
8001	Aeration Tanks Rehabilitation	CW	2/2/2026	ESD	\$91,600,000	Phase I - Project Feasibility	Pending
8864	D2 Grant Invasive Species Removal and Community Engagement program	2,3,4,7,8	12/31/2022	PW	TBD	Phase I - Project Feasibility	On Schedule
7760	Facility-wide Water Systems Improvements	CW	9/4/2023	PW	TBD	Phase I - Project Feasibility	On Schedule
7745	Outfall Bridge and Levee Improvements	CW	11/30/2020	PW	TBD	Phase I - Project Feasibility	On Schedule
8781	Regional Wastewater Facility - Fire Life Safety Upgrade	CW	9/30/2022	PW	TBD	Phase I - Project Feasibility	On Schedule
8783	Regional Wastewater Facility - HVAC Improvements	CW	3/31/2023	PW	TBD	Phase I - Project Feasibility	On Schedule
7944	Regional Wastewater Facility - Support Building Improvements	CW, 4	12/4/2026	PW	TBD	Phase I - Project Feasibility	Pending
8705	RWF Flood Protection	CW	11/2/2022	PW	TBD	Phase I - Project Feasibility	Pending
8946	Sanitary Sewer Repairs FY 2018-2019 Package I	1	11/1/2019	PW	TBD	Phase I - Project Feasibility	On Schedule
8145	Stockton and Julian Street Storm Drainage Improvement Project	3,6	5/31/2020	PW	TBD	Phase I - Project Feasibility	Pending
8748	Storm Drain System Improvement	CW	9/6/2022	ESD	TBD	Phase I - Project Feasibility	Pending
7759	Switchgear S40/G3 Relay Upgrade	CW	1/13/2022	ESD	\$8,790,000	Phase I - Project Feasibility	Pending
8498	Tunnel Rehabilitation	CW	3/24/2027	ESD	TBD	Phase I - Project Feasibility	Pending
8142	Yard Piping and Road Improvements	CW	7/2/2026	ESD	TBD	Phase I - Project Feasibility	Pending
6732	Montague Sanitary Pump Station Upgrade	4	6/1/2020	PW	TBD	Phase II - Property/Land	On Schedule
8732	(A) FEMA - Bailey Ave Storm Drain Inlet Repair (406, 4308)	2	10/12/2018	PW	\$823,856	Phase III - Design	On Hold
8868	Advanced Facility Control and Meter Replacement - Phase 2	CW	12/16/2022	ESD	TBD	Phase III - Design	On Schedule
8795	Alviso Storm Sewer Condition Assessment Repairs	4	7/24/2018	PW	TBD	Phase III - Design	Extended
7700	Autumn St. Outfall 67F Rehabilitation	3	10/11/2019	PW	TBD	Phase III - Design	On Hold
8628	Cast Iron Replacement FY 17-18 Package II	6,10	5/1/2019	PW	TBD	Phase III - Design	Extended
8878	Cast Iron Sewer Replacement FY 18-19 Package III	1	6/13/2019	PW	TBD	Phase III - Design	On Schedule

Appendix 1 - Active CIP Projects
*Project information as of 6/30/2018

Project ID	Project Name	Council District	Scheduled Beneficial Use	Implem Dept	Baseline Budget	Current Project Phase	Schedule Status
8908	Cast Iron Sewer Replacement FY 18-19 Package IV	1,9	9/27/2019	PW	TBD	Phase III - Design	On Schedule
8719	Cast Iron Sewer Replacement FY 2018-2019 Package I	2,10	5/20/2019	PW	\$1,697,758	Phase III - Design	On Schedule
7699	Citywide Outfall Rehabilitation	CW	10/11/2019	PW	TBD	Phase III - Design	On Hold
7448	Filter Rehabilitation	CW	10/20/2020	ESD	TBD	Phase III - Design	On Schedule
7202	Forest-Rosa 5 - Westmont Ave and Harriet Ave Sanitary Sewer Improvement	1	3/27/2020	PW	\$4,800,000	Phase III - Design	On Schedule
8151	Large Trash Capture Device Installation Project Phase VI	CW	8/9/2019	PW	\$6,000,000	Phase III - Design	On Schedule
8746	Miscellaneous Sanitary Sewer Repairs FY 17-18 (Package I)	1	10/21/2019	PW	TBD	Phase III - Design	On Schedule
8720	Miscellaneous Sanitary Sewer Repairs FY 2017-18 (Package III)	5	9/18/2019	PW	TBD	Phase III - Design	On Schedule
7731	Nitrification Clarifiers Rehabilitation	CW	12/23/2023	ESD	TBD	Phase III - Design	On Schedule
8888	Sanitary Sewer Repairs FY 2018-2019 Package II	1	11/9/2019	PW	TBD	Phase III - Design	On Schedule
8775	Sanitary Structure Cover Repairs II	CW	1/6/2020	PW	TBD	Phase III - Design	On Schedule
7717	Trimble Road Siphon Improvement	4	10/15/2019	PW	TBD	Phase III - Design	Extended
7757	Advanced Facility Control and Meter Replacement - Phase 1	CW	5/31/2021	ESD	\$14,992,000	Phase IV - Bid/Award	On Schedule
8073	Blower Improvements	CW	11/16/2021	ESD	\$27,400,000	Phase IV - Bid/Award	Pending
8643	Cast Iron Replacement FY 17-18 Package III	2,10	4/15/2019	PW	\$1,904,700	Phase IV - Bid/Award	On Schedule
7758	Digested Sludge Dewatering Facility	CW	10/11/2022	ESD	TBD	Phase IV - Bid/Award	On Schedule
8679	Downer-Canoas Collector System Cleaning	10	4/16/2019	PW	\$2,018,368	Phase IV - Bid/Award	On Schedule
4880	Fourth Street 84-inch Interceptor Phase VI-A Project	3	4/14/2021	PW	\$50,415,581	Phase IV - Bid/Award	On Schedule
7701	Headworks Projects	CW	9/9/2022	ESD	TBD	Phase IV - Bid/Award	On Schedule
8632	Horace Mann and Washington Neighborhood Green Alleyways Improvements	3	1/18/2019	PW	\$1,649,778	Phase IV - Bid/Award	On Schedule
8543	Miscellaneous Sanitary Sewer Repairs FY 2016-17 (Package I)	4,6,7,9	12/3/2018	PW	\$1,216,159	Phase IV - Bid/Award	On Schedule
6724	Rincon Avenue - Virginia Avenue Sanitary Sewer Improvements	1	9/2/2019	PW	\$5,809,692	Phase IV - Bid/Award	On Schedule
8683	Sanitary Sewer Condition Assessment 2017-2018 Package IV	9	2/4/2019	PW	\$1,157,000	Phase IV - Bid/Award	On Schedule
8855	Sanitary Sewer Condition Assessment 2018-2019 Package II	1,6	6/14/2019	PW	\$717,412	Phase IV - Bid/Award	On Schedule
8867	Sanitary Sewer Condition Assessment FY 2018-2019 Package I	2,7,10	10/7/2019	PW	\$1,125,000	Phase IV - Bid/Award	On Schedule
8709	Sanitary Sewer Repairs 2017-18 Package III	1,3,4,6,9	12/3/2018	PW	\$3,023,989	Phase IV - Bid/Award	On Schedule

Appendix 1 - Active CIP Projects
 *Project information as of 6/30/2018

Project ID	Project Name	Council District	Scheduled Beneficial Use	Implem Dept	Baseline Budget	Current Project Phase	Schedule Status
8730	Sanitary Sewer Repairs 2017-18 Package IV	1	11/28/2018	PW	\$1,872,803	Phase IV - Bid/Award	On Schedule
8641	South Bay Water Recycling Pump Station HVAC Project	3,8	TBD	ESD	\$406,000	Phase IV - Bid/Award	Pending
6095	Alviso Storm Pump Station Project	4	5/24/2019	PW	\$18,105,429	Phase V - Construction	On Schedule
8589	Cast Iron Replacement FY 17-18 Package I	9	8/14/2018	PW	\$1,662,813	Phase V - Construction	On Schedule
7418	Cogeneration Facility	CW	7/17/2020	PW	\$100,000,000	Phase V - Construction	On Schedule
7987	Construction-Enabling Improvements	CW	8/15/2018	PW	\$4,641,000	Phase V - Construction	Extended
7382	Digester and Thickener Facilities Upgrade	CW	1/30/2021	ESD	\$187,889,679	Phase V - Construction	On Schedule
8568	Gumdrop and Partridge Drive Main Replacement	8	TBD	ESD	\$1,868,448	Phase V - Construction	On Schedule
8101	Headworks Critical Improvements	CW	8/10/2018	ESD	\$5,000,000	Phase V - Construction	On Schedule
8692	Installation of Water Services and Mains: 2017	CW	TBD	ESD	\$1,200,000	Phase V - Construction	Pending
8332	Nitrification Clarifiers Lighting Improvements	CW,4	3/28/2018	ESD	\$618,000	Phase V - Construction	On Schedule
7029	Nordale Pump Station Replacement	7	5/21/2018	PW	\$2,998,562	Phase VI - Post Construction	On Schedule
8241	Paint Shop Spray Booth Replacement	4	11/16/2018	ESD	\$1,261,129	Phase V - Construction	Pending
7617	Plant Instrument Air System Upgrade	CW	8/27/2018	ESD	\$4,585,000	Phase V - Construction	On Schedule
8684	Pond A18 South Gate Levee Repair	CW,4	10/15/2018	ESD	\$217,493	Phase V - Construction	Pending
8687	Repairs of Water Services and Mains: 2017	CW	TBD	ESD	\$2,700,000	Phase V - Construction	Pending
8355	Sanitary Sewer Condition Assessment 2016-2017 Package III	6,7,9,10	9/17/2018	PW	\$1,701,982	Phase V - Construction	Extended
8385	Sanitary Sewer Condition Assessment 2016-2017 Package IV	2,6,7,8,9,10	7/16/2018	PW	\$1,209,000	Phase V - Construction	Extended
8786	Sanitary Sewer Condition Assessment 2017-2018 Package I	9,10	11/26/2018	PW	\$1,169,079	Phase V - Construction	On Schedule
8700	Sanitary Sewer Condition Assessment 2017-2018 Package II	1,3,6	11/16/2018	PW	\$1,481,119	Phase V - Construction	On Schedule
8718	Sanitary Sewer Condition Assessment 2017-2018 Package III	1	8/28/2018	PW	\$1,131,378	Phase V - Construction	On Schedule
8430	Sanitary Sewer Repairs 2016-17 Package IV	1,6,9,10	10/12/2018	PW	\$2,027,360	Phase V - Construction	On Schedule
8465	Sanitary Sewer Repairs 2016-17 Package VII	4,5,7,8	9/21/2018	PW	\$2,052,133	Phase V - Construction	On Schedule
8654	Sanitary Sewer Repairs 2017-18 Package I	6	9/24/2018	PW	\$1,520,170	Phase V - Construction	On Schedule
8666	Sanitary Sewer Repairs 2017-18 Package II	3,5,8	9/17/2018	PW	\$1,783,569	Phase V - Construction	Extended
7216	TMR 1 - Trimble Road and Amberwood Lane Sanitary Sewer Improvement	4	9/21/2018	PW	\$5,918,888	Phase V - Construction	Extended

Appendix 1 - Active CIP Projects
 *Project information as of 6/30/2018

Project ID	Project Name	Council District	Scheduled Beneficial Use	Implem Dept	Baseline Budget	Current Project Phase	Schedule Status
7471	Willow Street Sanitary Pump Station Rehabilitation	6	11/5/2018	PW	\$2,154,630	Phase V - Construction	On Schedule
Neighborhood Services							
8108	Butcher Playground Renovation	9	TBD	PW	TBD	Phase I - Project Feasibility	On Hold
8119	Groesbeck Hill Park Playground Renovation	8	TBD	PW	\$315,000	Phase I - Project Feasibility	Pending
8437	La Colina Playground Renovation	2	9/9/2019	PW	TBD	Phase I - Project Feasibility	Extended
8496	St James Park Phase I Design	3	TBD	PW	TBD	Phase I - Project Feasibility	Extended
8675	TRAIL: Coyote Creek (Phelan to Tully) Design & Construction	7	12/28/2020	PW	TBD	Phase I - Project Feasibility	On Schedule
8721	FEMA-San Jose Family Camp (406, 4308)	CW	2/17/2020	PW	TBD	Phase I - Project Feasibility	Pending
8733	(A) FEMA - Kelley Park storm outfall repair (406, 4308)	3	10/18/2019	PW	TBD	Phase I - Project Feasibility	On Schedule
8767	(A) FEMA - Japanese Friendship Garden - Koi Ponds & Pump House (406, 4308)	7	2/28/2020	PW	TBD	Phase I - Project Feasibility	On Schedule
8770	(A) FEMA - Alum Rock Mineral Springs Bridge Embankment (406, 4301/4308)	5	10/18/2019	PW	TBD	Phase I - Project Feasibility	On Schedule
7842	TRAIL: Guadalupe River (Blossom Hill Dr Improvements)	10	TBD	PW	TBD	Phase II - Property/Land	On Hold
8768	(A) FEMA - Alum Rock Mineral Springs Restroom (406, 4308)	5	6/11/2019	PW	\$228,000	Phase III - Design	On Schedule
8769	(A) FEMA - Alum Rock Visitor Center (406, 4308)	5	6/11/2019	PW	\$228,000	Phase III - Design	On Schedule
8766	(A) FEMA - Japanese Friendship Garden - Tea House (406, 4308)	7	3/27/2020	PW	TBD	Phase III - Design	On Schedule
8794	31st and Alum Rock Park - Phase 2B	5	7/1/2019	PW	\$1,410,540	Phase III - Design	On Schedule
7975	Alviso Park Lighting Upgrades	4	7/19/2019	PW	TBD	Phase III - Design	On Schedule
7973	Columbus Park Sport Lighting Upgrades	3	7/19/2019	PW	TBD	Phase III - Design	On Schedule
8923	Happy Hollow Perimeter Fencing	CW	8/23/2019	PW	TBD	Phase III - Design	On Schedule
8113	Hathaway Park Renovation	1	11/12/2019	PW	\$1,263,733	Phase III - Design	On Schedule
8460	HHPZ Peccary Night House & Exhibit Upgrade 30% Design	CW	TBD	PW	TBD	Phase III - Design	On Hold
7541	Iris Chang Park	4	8/12/2019	PW	\$2,867,000	Phase III - Design	On Schedule
8956	Old Foundry Building Demolition St. James Street	3	11/16/2018	PW	TBD	Phase III - Design	On Schedule
8470	PARK: Overfelt Park Structure Restoration	4	4/30/2020	PW	TBD	Phase III - Design	On Schedule
7890	Rincon South Park Development	3	10/11/2019	PW	TBD	Phase III - Design	On Schedule

Appendix 1 - Active CIP Projects
 *Project information as of 6/30/2018

Project ID	Project Name	Council District	Scheduled Beneficial Use	Implem Dept	Baseline Budget	Current Project Phase	Schedule Status
7974	Roosevelt Park Lighting Upgrades	3	5/27/2019	PW	\$977,216	Phase III - Design	Pending
8469	Tamien Park - Phase 2	3	8/30/2019	PW	TBD	Phase III - Design	On Schedule
7457	TRAIL: Coyote Creek (Brokaw to UPRR)	4	12/20/2019	PW	TBD	Phase III - Design	On Schedule
6324	TRAIL: Coyote Creek (Selma Olinder Park to Story Road)	7	12/19/2019	PW	\$2,017,000	Phase III - Design	On Schedule
8087	TRAIL: Coyote Creek (Mabury Rd - Empire Ave) - ATP Grant	3,4	2/1/2021	PW	TBD	Phase III - Design	On Schedule
8110	TRAIL: Coyote Creek (Singleton Road Crossing / Ped Bridge) PSE	7	TBD	PW	TBD	Phase III - Design	On Schedule
8674	TRAIL: Coyote Creek (Story to Phelan) CD Completion & Construction	7	3/17/2020	PW	TBD	Phase III - Design	On Schedule
8826	Waterford Park Improvements	10	6/27/2019	PW	\$534,300	Phase III - Design	On Schedule
7538	Watson Park Renovations	3	11/29/2019	PW	TBD	Phase III - Design	On Schedule
8454	Balenmino Park Shade Improvements	7	12/21/2018	PW	\$406,000	Phase IV - Bid/Award	On Schedule
8117	Brigadoon Park Playground Renovation	8	1/4/2019	PW	\$247,698	Phase IV - Bid/Award	On Schedule
8455	Del Monte Park Phase I Shade Improvements	6	1/24/2019	PW	\$761,187	Phase IV - Bid/Award	On Schedule
8821	FEMA - Happy Hollow Lower Zoo Offices night houses break room storage (SCSJ88/PW983)	7	11/26/2018	PW	\$325,585	Phase IV - Bid/Award	On Schedule
8761	FEMA - HHPZ--Public Restrooms Facility, Commissary, and Exhibit Tech (SCSJ88/PW983)	3	11/26/2018	PW	\$278,990	Phase IV - Bid/Award	On Schedule
8765	FEMA - Kelly Park Japanese Friendship Garden Restrooms & Maint Shop (SCSJ89/PW891)	7	11/26/2018	PW	\$455,598	Phase IV - Bid/Award	On Schedule
8688	FEMA Selma Olinder Community Center	3	11/30/2018	PW	\$375,522	Phase IV - Bid/Award	On Schedule
8713	(A) FEMA - Watson Park -Turf Soccer Fields And Field Lighting (406, 4308)	3	11/19/2018	PW	\$4,219,146	Phase V - Construction	On Schedule
7673	Agnews Property Demolition	4	6/21/2018	PW	\$3,278,508	Phase V - Construction	Extended
7620	Arcadia Softball Facility	8	5/1/2019	PW	\$21,418,161	Phase V - Construction	Extended
8638	Convention Center Restrooms Upgrades Project	3	4/1/2019	PW	\$2,339,000	Phase V - Construction	Extended
7715	TRAIL: Three Creeks (Lonus Street to Minnesota Avenue)	6	8/1/2018	PW	\$4,035,000	Phase V - Construction	On Schedule
7232	TRAIL: Three Creeks Pedestrian Bridge over Los Gatos Crk	6	10/15/2019	PW	\$2,953,622	Phase V - Construction	Pending
7274	Willow Glen Community Center Improvements	6	8/31/2018	PW	\$950,000	Phase V - Construction	Extended
Public Safety							
8004	Police E-Lot Security Fencing and Lighting	CW	12/28/2018	PW	TBD	Phase III - Design	On Schedule

Appendix 1 - Active CIP Projects
 *Project information as of 6/30/2018

Project ID	Project Name	Council District	Scheduled Beneficial Use	Implem Dept	Baseline Budget	Current Project Phase	Schedule Status
8492	Fire Station 29 Generator Replacement	CW	12/28/2018	PW	\$773,078	Phase IV - Bid/Award	On Schedule
6914	PAC UPS System Upgrade - Phase II	CW,3	9/30/2019	PW	\$3,720,000	Phase V - Construction	Extended
Strategic Support							
7590	Building Envelope Rehabilitation - San Jose City Hall Project	CW	2/28/2019	PW	TBD	Phase III - Design	On Hold
8379	City Hall Building HVAC Upgrade Project	CW	9/24/2019	PW	\$9,000,000	Phase III - Design	Pending
8521	Replace UPS for City Hall NOC	3	4/24/2020	PW	TBD	Phase III - Design	Pending
8894	Architectural Wall Panels for Elevator Rooms P152 & 173	CW	TBD	PW	TBD	Phase III - Design	Pending
8551	Century Oaks Park Slope Stability Project	2	9/18/2018	PW	\$237,260	Phase V - Construction	Extended
Transportation and Aviation Services							
8176	McLaughlin Avenue Pedestrian & Bike Safety Enhancement Project	7	9/11/2020	PW	TBD	Phase I - Project Feasibility	Pending
8511	McKee Road - Vision Zero Corridor Project Phase 1	3,5	5/14/2021	PW	TBD	Phase I - Project Feasibility	Pending
8512	Tully Road - Vision Zero Corridor Project	5,7,8	5/14/2021	PW	TBD	Phase I - Project Feasibility	Pending
8726	(A) FEMA - Sierra Road Slide Repair (406, 4301)	4	10/17/2019	PW	\$1,870,000	Phase I - Project Feasibility	On Schedule
8728	FEMA - Alum Rock Park Service Road Slide Repair (SCSJC93/PW745)	4,5	8/30/2019	PW	TBD	Phase I - Project Feasibility	Pending
8729	(A) FEMA - Alum Rock Park Trestle Rock Wall Repair (406, 4301)	4,5	10/11/2019	PW	TBD	Phase I - Project Feasibility	Pending
8914	Fire Station 26 Improvements	7	8/9/2019	PW	\$357,600	Phase I - Project Feasibility	On Schedule
8949	Almaden & Vine Safety Imprvmt Ph II	3	4/5/2019	PW	TBD	Phase I - Project Feasibility	Pending
8959	Traffic Signal Modification at Hedding St. and Monroe St.	1	TBD	PW	TBD	Phase I - Project Feasibility	Pending
8702	2018 San Jose Pavement Project	2,6,9,10	12/21/2018	DOT	TBD	Phase III - Design	On Schedule
7786	Almaden/Vine Safety Improvement Project	3,7	11/1/2019	PW	\$1,950,000	Phase III - Design	On Schedule
8435	Citywide City Facilities Service Conversions 2017-18	CW	5/31/2019	PW	TBD	Phase III - Design	Pending
7213	Downtown Dynamic Message Signs Replacement - Phase 2	3	8/9/2019	PW	\$1,150,000	Phase III - Design	Pending
8907	McLaughlin Streetlight Improvements	3	11/6/2018	PW	\$140,000	Phase III - Design	On Schedule
8393	Mineta San Jose International Airport - Airfield Electrical System Rehabilitation	CW	12/25/2019	PW	\$7,970,000	Phase III - Design	On Schedule

Appendix 1 - Active CIP Projects
 *Project information as of 6/30/2018

Project ID	Project Name	Council District	Scheduled Beneficial Use	Implem Dept	Baseline Budget	Current Project Phase	Schedule Status
8815	Mineta San Jose International Airport - Terminal B South Ramp Reconstruction Ph 2 & 3	CW	6/14/2019	PW	\$13,821,088	Phase III - Design	On Schedule
8952	Mineta San Jose International Airport - Terminal B South Ramp Reconstruction Phase 4	CW	TBD	PW	TBD	Phase III - Design	On Hold
8141	OBAG Safe Routes to School	CW	6/30/2019	DOT	\$1,307,000	Phase III - Design	On Schedule
8776	Parking Fiber Network Update	3	12/17/2018	PW	TBD	Phase III - Design	On Schedule
7628	Traffic Signal Modification at Guadalupe Parkway (SR87) and Taylor Street	3	6/28/2019	PW	TBD	Phase III - Design	Pending
8267	Traffic Signal Modification at King Rd. and San Antonio St.	5	3/9/2020	PW	\$1,230,000	Phase III - Design	On Schedule
8759	2018 - Street Sealing Project	CW	12/21/2018	DOT	\$10,495,286	Phase IV - Bid/Award	On Schedule
8895	Mineta San Jose International Airport - Interim Four Gate Boarding Facility	CW	6/15/2019	PW	\$58,000,000	Phase IV - Bid/Award	On Schedule
8703	Mineta San Jose Int'l Airport - North Fuel Operations Area Trench Drain Restoration	CW	2/1/2019	PW	\$692,564	Phase IV - Bid/Award	On Schedule
7013	Safe Pathways to Diridon Station	6	4/19/2019	PW	\$1,135,531	Phase IV - Bid/Award	On Schedule
8669	2018 ADA Sidewalk Accessibility Ramps Project	1,2,4,5,6,7,8,9,10	9/10/2018	DOT	\$750,000	Phase V - Construction	On Schedule
8756	2018 Arterial Resurfacing Project	1,3,4,5,6,8	TBD	DOT	\$12,923,358	Phase V - Construction	On Schedule
8758	2018 Remove and Replace Asphalt Concrete Pavement Project (North)	CW	TBD	DOT	\$3,635,308	Phase V - Construction	On Schedule
8790	2018 Remove and Replace Asphalt Concrete Pavement Project (South)	CW	TBD	DOT	\$3,453,664	Phase V - Construction	On Schedule
7847	3rd Street Garage New Lighting Emergency Power System - Re-Bid	3	11/30/2018	PW	\$707,042	Phase V - Construction	Extended
8070	8070 - Norman Y. Mineta San Jose International Airport Airfield T/M contract	CW	12/31/2018	Air	\$272,120	Phase V - Construction	On Schedule
8727	FEMA - Alum Rock Falls Road Landslide Repair (406, 4308)	4,5	10/15/2018	PW	\$1,550,563	Phase V - Construction	On Schedule
8391	Mineta San Jose International Airport - Infrastructure for Zero Emission Buses	CW	10/31/2018	PW	\$2,000,000	Phase V - Construction	On Schedule
8463	Mineta San Jose International Airport - Terminal B South Ramp Reconstruction -Phase 1	CW	8/3/2018	PW	\$8,773,417	Phase V - Construction	On Schedule
8033	OBAG Smart Intersections	1,7,8	10/3/2018	DOT	\$1,307,000	Phase V - Construction	On Schedule
7988	Park Avenue HSIP	6	9/28/2018	DOT	\$784,547	Phase V - Construction	On Schedule
7846	Traffic Signal Installation at Henry Ave. & Stevens Creek Blvd.	1	9/7/2018	PW	\$1,416,447	Phase V - Construction	On Schedule
7989	Noman Y. Mineta San Jose Int'l Airport Mechanical Services Contract 15-16	3	6/30/2019	Air	\$1,000,000	Phase VI - Post Construction	On Schedule
8394	Mineta San Jose International Airport - Lighting System Upgrade for CAT II Approach	CW	10/12/2018	PW	\$1,080,600	Phase VI - Post Construction	Extended

Appendix 2 - Completed CIP Projects
 *Project information as of 6/30/2018

<i>Project ID</i>	<i>Project Name</i>	<i>Council District</i>	<i>Scheduled Beneficial Use</i>
Environmental and Utility Services			
5512	30 inch Old Bayshore Sanitary Sewer Supplement	3	8/25/2017
7796	Cadwallader Reservoir Rehabilitation	8	7/21/2017
7410	Cahill Storm Pump Station Rehabilitation	3	12/19/2017
7488	Carmel and Arbor Drive Sanitary Sewer Replacement	2,6	10/4/2017
8303	Cast Iron Replacement FY 16-17 Package I	2,5,7	8/2/2017
8354	Cast Iron Sewer Replacement FY 16-17 Package II	3,5	9/18/2017
8383	Cast Iron Sewer Replacement FY 16-17 Package IV	6,9	1/17/2018
7756	Chynoweth Avenue Green Street Project	10	12/7/2017
8285	Downer Canoas Injection Station Tank Replacement	10	11/3/2017
8228	Edenvale Reservoir Rehabilitation	2	10/27/2017
7394	Emergency Diesel Generator Package 2A Project	CW	10/18/2017
6717	Iron Salt Feed Station	CW	5/14/2018
8150	Large Trash Capture Device Installation Project Phase V	3	8/26/2017
8254	Los Arboles Elementary School Storm Sewer Replacement Project	7	8/11/2017
8357	Miscellaneous Sanitary Sewer Repairs (Package III)	3,4,6	5/23/2018
7207	Park Avenue Green Street Pilot Project	6	11/1/2017
8276	Rio Hondo Dr, Norwood Ave, and Fleming Ave Sanitary Sewer Rehabilitation	5,8,10	5/2/2018
8314	Sanitary Sewer Capacity Improvement 2016-2017	7,9	11/10/2017
8136	Sanitary Sewer Condition Assessment 2015-2016 Forest Rosa I	1	9/19/2017
8342	Sanitary Sewer Condition Assessment 2016-2017 Package I	1,3,6	10/20/2017
8356	Sanitary Sewer Condition Assessment 2016-2017 Package II	1,3,6,7,9	5/2/2018
8349	Sanitary Sewer Condition Assessment 2016-2017 Package V	3,4,5,7,8	6/5/2018
8341	Sanitary Sewer Repairs 2016-17 Package II	6	12/11/2017
8359	Sanitary Sewer Repairs 2016-17 Package III	CW,1,3,6,9	11/16/2017
8360	Sanitary Sewer Repairs 2016-17 Package V	2,3,4,5,6,8,10	4/16/2018
8515	Sanitary Sewer Repairs 2016-17 Package VI	6,9,10	4/20/2018
7570	Story Lane and Squeri Easement Sanitary Sewer Rehabilitation	5,7	7/14/2017
6723	Williams Rd - Moorpark Ave Sanitary Sewer Improvement	1	7/24/2017

<i>Project ID</i>	<i>Project Name</i>	<i>Council District</i>	<i>Scheduled Beneficial Use</i>
Neighborhood Services			
8249	(P) ESUHSD Wifi	5	11/1/2017
8135	31st and Alum Rock Park	5	8/18/2017
8467	31st and Alum Rock Park - Phase 2A	5	7/26/2018
8074	Animal Care Center Fire Alarm Renovation	7	10/20/2017
7748	Backesto Park Improvements Project	3	11/15/2017
7267	Bramhall Bowling Green Renovation	6	8/23/2017
7855	Bramhall Restroom-Concession-Storage Building	6	2/27/2018
8461	Camden Community Center Landscape Mitigation	9	8/23/2017
8036	Del Monte Park Phase 2	6	4/27/2018
7576	Fowler Creek Picnic Area	8	10/17/2017
8358	HHPZ: Alligator Exhibit	CW,7	3/2/2018
7187	Lake Cunningham Bike Park	8	11/14/2017
8448	Muni Yard Fence Replacement Project	7	12/18/2017
8043	Municipal Rose Garden Improvements	CW,6	11/9/2017
7726	On-Call General Building Contract for Facilities and Parks	CW	12/31/2017
7555	Plata Arroyo Park Renovation	5	8/3/2017
7534	Silver Leaf Park Play Area Renovation 2014-15	2	11/20/2017
6327	TRAIL: Guadalupe River / Coleman Road Under-Crossing Design	10	12/1/2017
6325	TRAIL: Thompson Creek (Tully to Quimby) Construction	8	10/20/2017
Public Safety			
7338	PAC Fire Alarm System Replacement - 7338	3	2/26/2018
7452	Police and Communication Building (PAC) Electrical Systems Upgrade	3	4/12/2018
Strategic Support			
7664	Civic Auditorium Air Conditioning	3	9/8/2017
8062	Convention Center Exhibit Hall Lighting and Ceiling Upgrades	3	2/13/2018

<i>Project ID</i>	<i>Project Name</i>	<i>Council District</i>	<i>Scheduled Beneficial Use</i>
Transportation and Aviation Services			
8300	2016 ADA Sidewalk Accessibility Ramps	CW	5/30/2018
8423	2017 ADA Ramps and Concrete Repair	CW	12/29/2017
8380	2017 Remove and Replace Asphalt Concrete Pavement	CW	12/29/2017
7647	Citywide City Facilities Service Conversions 2015-2016	CW	11/9/2017
7630	Jackson Avenue Bicycle and Pedestrian Improvements	5	8/17/2017
8583	Mineta San Jose International Airport - Alaska Airlines Offices Renovation	CW	4/18/2018
8288	Mineta San Jose International Airport - Jetbridges at Gate 29 and Gate 30	CW,3	10/27/2017
7636	Mineta San Jose International Airport - North Cargo Switchgear & Generator Relocation	CW	10/6/2017
8100	Mineta San Jose International Airport - Southeast Apron Reconstruction	CW	9/8/2017
8255	Mineta San Jose International Airport - Terminal B Exit Lane Technology	CW,3	8/11/2017
8231	Mineta San Jose International Airport - Terminal Roadway Safety Improvements	CW	10/4/2017
8173	Norman Y. Mineta San Jose International Airport Perimeter Security Technology	CW	9/29/2017
8247	Norman Y. Mineta San Jose International Airport Police Dept Building Replacement	CW	10/18/2017
8248	Norman Y. Mineta San Jose International Airport Southeast Area IT Infrastructure	CW	10/15/2017
7780	Ocala Ave Bike and Ped Improvements	5,8	4/11/2018
7015	Park Avenue Multimodal Streetscape Improvements	6	12/28/2017
7653	St John Bikeway & Pedestrian	3	11/22/2017
7652	St John Multimodal	3	9/15/2017
7651	The Alameda - A Plan for the Beautiful Way Phase 2	6	4/20/2018
7631	Traffic Signal Unit 2014B (Everglade/King, Story/Sunset)	5	10/19/2017

APPENDIX 3

CITY SERVICE AREAS AND CAPITAL PROGRAMS

City Service Areas (CSA)

- Community and Economic Development
- Environmental and Utility Services
- Public Safety
- Neighborhood Services
- Transportation and Aviation Services
- Strategic Support*

Capital Programs

- Airport
- Communications
- Developer Assisted
- Library
- Municipal Improvements
- Parking
- Parks and Community Facilities Development
- Public Safety
- Sanitary Sewer
- Service Yards
- Storm Sewer
- Traffic
- Water Pollution Control Plant
- Water Utility System

* Supports the organization infrastructure to deliver projects within CSAs.

Appendix 4 - Update on City Auditor Recommendations

Findings	Recommendations	Status Updates
<p>Public Works Cost to Deliver Capital Projects Appears Similar to Other Large California Cities</p>	<p>1. To better allocate training and non-project costs to capital projects, Public Works and the City Manager's Budget Office should appropriate a portion of capital staff time for such charges in the Public Works Program Support Fund (150), and allocate such costs to projects through the Public Works Cost Allocation Plan</p>	<p>Target Date of Completion: July 2019</p> <p>PW staff are analyzing the impact of expanding the use of Fund 150 for training and non-project costs. Near-term, staff are utilizing Phase 0 of all capital projects. Phase 0 contains a 2 percent allocation for such non-project costs.</p>
<p>Better Use of Lessons Learned and Project Management Training Can Help Lessen the Impact of High Turnover</p>	<p>2. Public Works can better ensure that lessons learned improve future performance by:</p> <p>a) Ensuring that project completion reports containing lessons learned are distributed to department and partner staff.</p> <p>b) Regularly meeting with partner departments to share lessons learned from projects,</p> <p>c) Including standard language in the project completion report, following the lessons learned section, that ensures department manuals and project guidance are updated if necessary.</p> <p>3. Public Works should provide project management training for implementation managers that covers general principles of project management as well as Department/Division procedures for managing projects through the various phases of project delivery.</p>	<p>Target Date of Completion: January 2019</p> <p>a) & b) Lessons learned will be distributed and discussed with department and partner staff through project manager training and monthly PW/partner meetings.</p> <p>c) Standard language in the project completion report summary will be used to identify key lessons learned and reviewed with staff and partners.</p> <p>The initial round of project manager training was initiated in June 2018 with additional modules scheduled in December 2018. Recurring training will occur in July of each year.</p>
	<p>4. To ensure a more standardized and efficient capital project delivery process, Public Works should enhance CPMS reporting tools to aid implementation managers with tracking budget and schedule from feasibility through post-construction.</p>	<p>Target Date of Completion: Completed 10/18/18</p> <p>A new reporting tool was integrated into CPMS that allows implementation managers to track budget and schedule throughout the project from feasibility through post construction.</p>
	<p>5. To support consistent project management delivery, knowledge transfer during staff turnover, and accessibility for future reference, Public Works should use a standard electronic file structure for capital projects and determine what files should be kept to ensure that key documents are maintained for each phase of the capital delivery process.</p>	<p>Target Date of Completion: July 2019</p> <p>In progress</p>
<p>Improvement of Existing Project Management Tools and Guidance</p>	<p>6. To ensure consistent project delivery, Public Works should:</p> <p>a) Update its project management manual using existing project management guidelines and checklists as well as current practices,</p> <p>b) Expand the manual to include guidance for each project phase and include duties of all divisions that are responsible for project delivery, and</p> <p>c) Establish a process to regularly review and update the manual as needed.</p>	<p>Target Date of Completion: March 2019</p> <p>In progress</p>
	<p>7. Public Works should review and update its Standard Details and Specifications, in coordination with the City Attorney's Office and other departments, to ensure it contains up-to-date specifications, and establish a process to regularly review and update the manual as needed.</p>	<p>Target Date of Completion: December 2020</p> <p>In progress</p>
	<p>8. To improve its metrics used to assess performance, Public Works should:</p> <p>a) Clarify that the performance metrics "on-budget" and "on-schedule" for capital projects refer to the construction phase of project delivery, and</p> <p>b) Track the categories of change orders over time across all projects.</p>	<p>Target Date of Completion: March 2019</p> <p>In progress</p>
	<p>9. To improve the scope development process, Public Works should create, and require partners to submit, a comprehensive intake form that clearly identifies the project scope.</p>	<p>Target Date of Completion: July 2019</p> <p>In progress</p>
<p>Better Defined Project Scopes</p>	<p>10. To improve coordination and understanding between Public Works and partner departments, Public Works should create a standardized project planning document that includes: the scope, budget, and schedule, and identifies the services to be provided by Public Works as well as others. The project planning document should be signed by the partner department and Public Works prior to beginning project design and saved in the project file.</p>	<p>Target Date of Completion: July 2019</p> <p>In progress</p>