

Police Department Operations and Performance Quarterly Status Report

Public Safety, Finance and Strategic Support Committee

June 12, 2025
Agenda Item (d)2.



Deputy Chief Gina Tibaldi, Executive Officer
San Jose Police Department



Today's Topics

Citywide Crime Stats

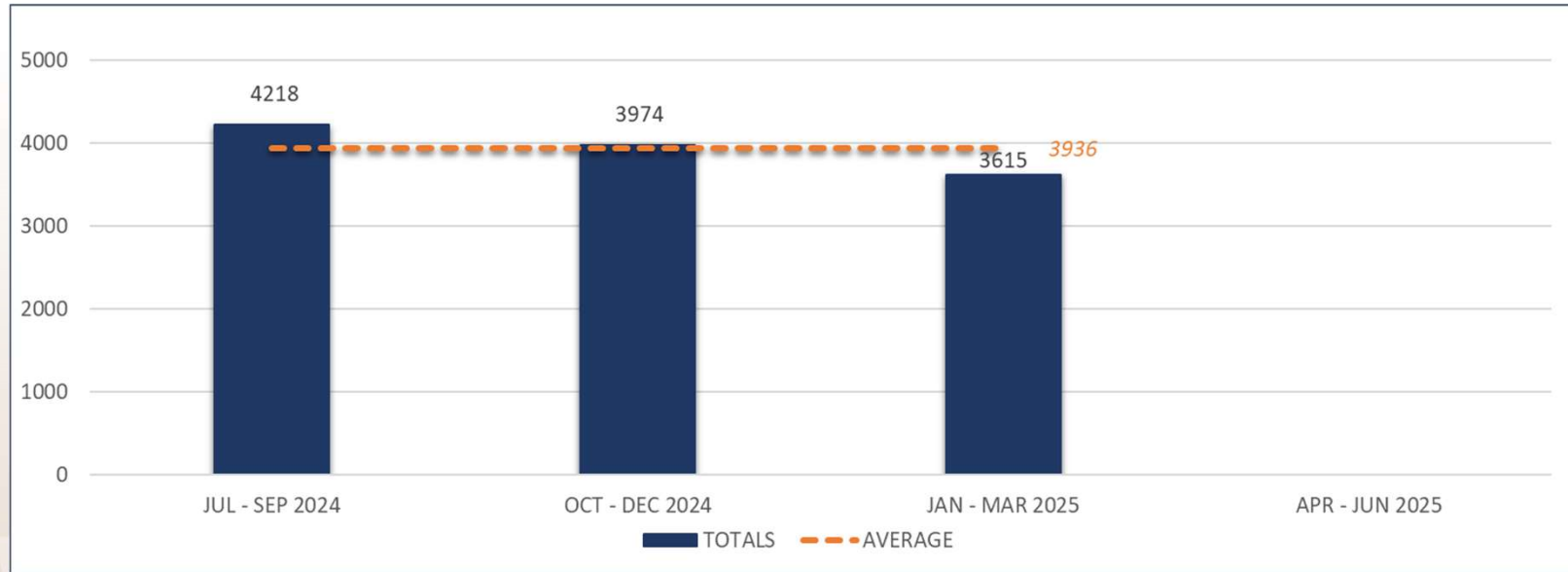
Other Matters of Interest

- Cinco de Mayo 2025 Recap
- Community Engagement Report



National Incident-Based Reporting System (NIBRS) Crime Statistics

Crimes Against Persons - Quarterly Comparison



GROUP A OFFENSES		2024			2025	
		JUL - SEP	OCT - DEC	OCT - DEC vs JUL - SEP 2024	JAN - MAR	JAN - MAR 2025 vs OCT - DEC 2024
CRIMES AGAINST PERSONS	Murder	6	4	-33.3%	5	25.0%
	Manslaughter	1	0	-100.0%	0	NC
	Rape	120	117	-2.5%	102	-12.8%
	Aggravated Assault	979	947	-3.3%	814	-14.0%
	Simple Assault	2268	2145	-5.4%	2050	-4.4%
	Intimidation	443	388	-12.4%	344	-11.3%
	Human Trafficking	19	12	-36.8%	3	-75.0%
	Kidnapping/Abduction	85	73	-14.1%	82	12.3%
	Sex Offenses (All Other)	297	288	-3.0%	215	-25.3%
	TOTAL	4218	3974	-5.8%	3615	-9.0%

*NC – Non-Calculable



NIBRS Crime Statistics

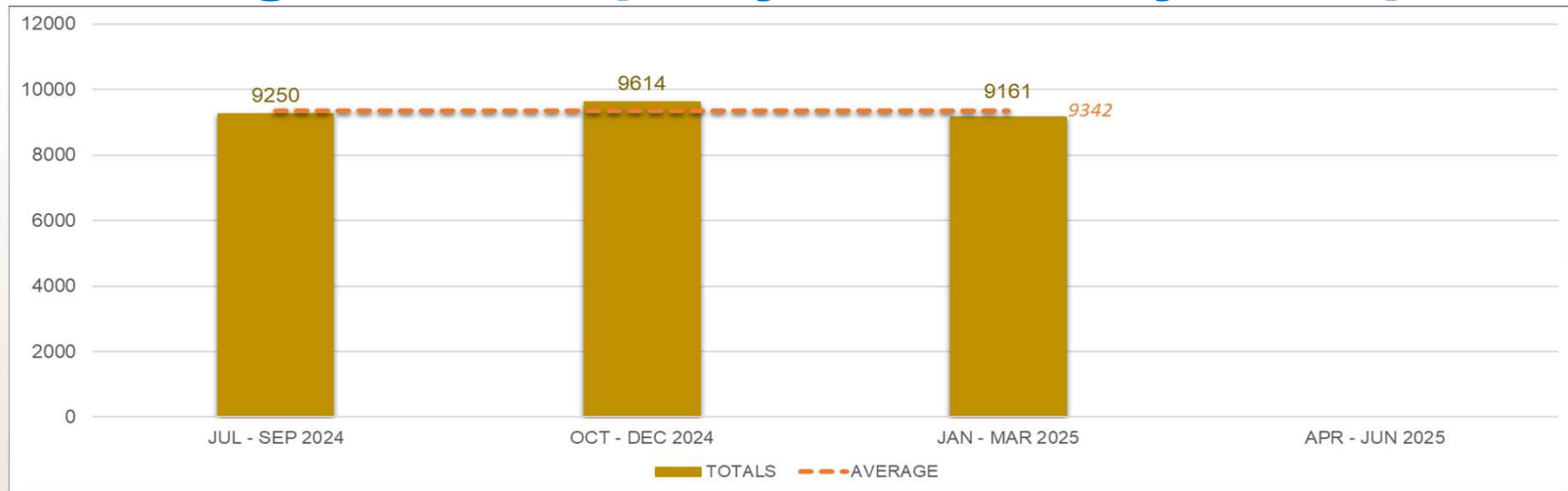
Crimes Against Persons – Year to Date 2025 vs. 2024

GROUP A OFFENSES		YTD 2025 VS 2024		
		JAN - MAY 2025	JAN - MAY 2024	COMPARISON
CRIMES AGAINST PERSONS	Murder	10	15	-33%
	Manslaughter	0	0	NC
	Rape	166	215	-23%
	Aggravated Assault	1453	1499	-3%
	Simple Assault	3290	3586	-8%
	Intimidation	572	779	-27%
	Human Trafficking	6	17	-65%
	Kidnapping/Abduction	145	129	12%
	Sex Offenses (All Other)	349	513	-32%
TOTAL		5991	6753	-11%



NIBRS Crime Statistics

Crimes Against Property - Quarterly Comparison



		2024			2025	
GROUP A OFFENSES		JUL - SEP	OCT - DEC	OCT - DEC vs JUL - SEP 2024	JAN - MAR	JAN - MAR 2025 vs OCT - DEC 2024
CRIMES AGAINST PROPERTY	Robbery	389	336	-13.6%	299	-11.0%
	Burglary	987	1027	4.1%	949	-7.6%
	Larceny/Theft Offenses	3737	4286	14.7%	3965	-7.5%
	Motor Vehicle Theft	1422	1422	0.0%	1413	-0.6%
	Arson	44	23	-47.7%	39	69.6%
	Bribery	0	0	NC	0	NC
	Counterfeiting/Forgery	90	83	-7.8%	70	-15.7%
	Destruction/Damage/Vandalism	1479	1381	-6.6%	1397	1.2%
	Embezzlement	25	12	-52.0%	18	50.0%
	Stolen Property Offenses	133	92	-30.8%	109	18.5%
	Extortion/Blackmail	21	21	0.0%	26	23.8%
	Fraud Offenses	923	931	0.9%	876	-5.9%
	TOTAL	9250	9614	3.9%	9161	-4.7%



NIBRS Crime Statistics

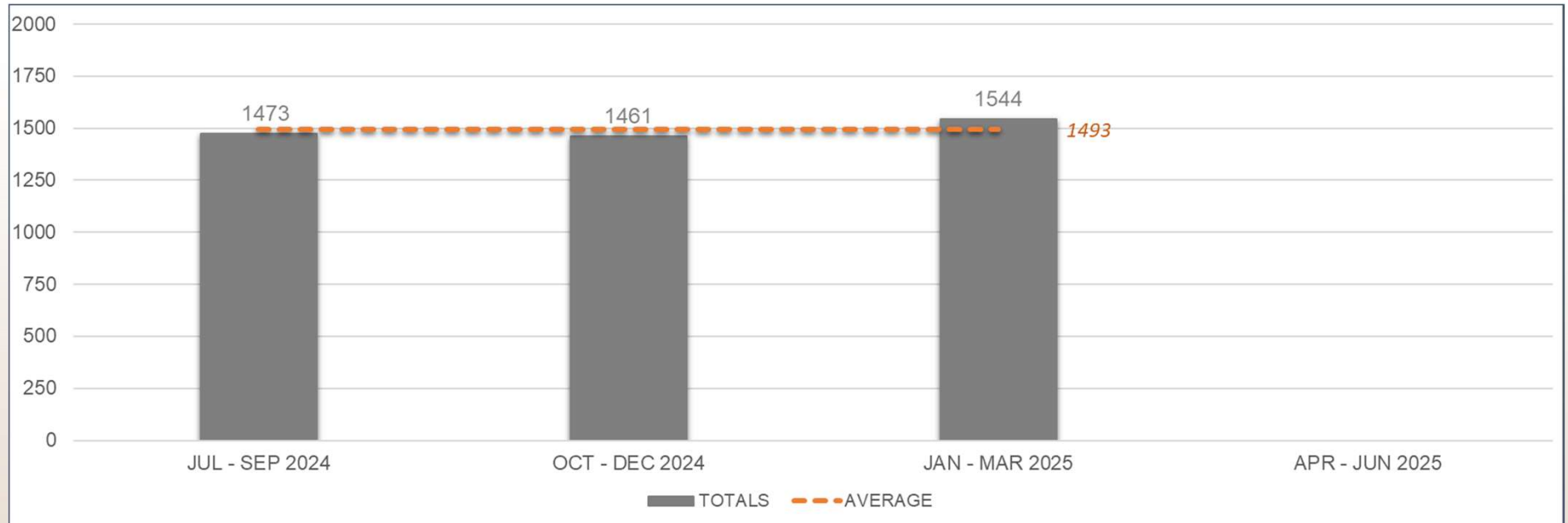
Crimes Against Property – Year to Date 2025 vs 2024

GROUP A OFFENSES		YTD 2025 VS 2024		
		JAN - MAY 2025	JAN - MAY 2024	COMPARISON
CRIMES AGAINST PROPERTY	Robbery	515	512	1%
	Burglary	1472	1693	-13%
	Larceny/Theft Offenses	6305	5888	7%
	Motor Vehicle Theft	2190	2901	-25%
	Arson	60	63	-5%
	Bribery	0	0	NC
	Counterfeiting/Forgery	111	129	-14%
	Destruction/Damage/Vandalism of Property	2229	2626	-15%
	Embezzlement	42	48	-13%
	Stolen Property Offenses	198	179	11%
	Extortion/Blackmail	38	49	-22%
	Fraud Offenses	1360	1626	-16%
TOTAL		14520	15714	-8%



NIBRS Crime Statistics

Crimes Against Society - Quarterly Comparison



CRIMES AGAINST SOCIETY	GROUP A OFFENSES	2024			2025	
		JUL - SEP	OCT - DEC	OCT - DEC vs JUL - SEP 2024	JAN - MAR	JAN - MAR 2025 vs OCT - DEC 2024
	Animal Cruelty	32	46	43.8%	17	-63.0%
	Drug/Narcotic Offenses	1125	1123	-0.2%	1224	9.0%
	Gambling Offenses	4	2	-50.0%	9	350.0%
	Pornography/Obscene Material	19	27	42.1%	28	3.7%
	Prostitution	38	21	-44.7%	10	-52.4%
	Weapon Law Violations	255	242	-5.1%	256	5.8%
TOTAL		1473	1461	-0.8%	1544	5.7%



NIBRS Crime Statistics

Crimes Against Society – Year to Date 2025 vs 2024

CRIMES AGAINST SOCIETY	GROUP A OFFENSES	YTD 2025 VS 2024		
		JAN - MAY 2025	JAN - MAY 2024	COMPARISON
	Animal Cruelty	27	50	-46%
	Drug/Narcotic Offenses	2147	1455	48%
	Gambling Offenses	9	8	13%
	Pornography/Obscene Material	44	74	-41%
	Prostitution	20	85	-76%
	Weapon Law Violations	435	333	31%
	TOTAL	2682	2005	34%



Cinco de Mayo 2025 Recap



Presented by: Lieutenant Nqui Scherry, Traffic Enforcement Unit
San Jose Police Department



Cinco de Mayo 2025

City-Sanctioned Events

Saturday, May 3rd

Cinco de Mayo Car Show (9:00 a.m. - 4:00 p.m.)

- Estimated attendance: 900
- Street closures at Santa Clara St./Barack Obama Blvd. and on W. Santa Clara St. from Stockton Ave. to Hwy 87
- Festival in front of SAP Center

Sunday, May 4th

Cinco Celebration & Parade (10:00 a.m. - 4:00 p.m.)

- Estimated attendance: 10,000
- Street closures on King Rd. between McKee Rd. and Hwy. 680 and between Hwy. 680 and Story Rd.
- Festival along S. King Rd. and at Emma Prusch Park

Second Chance at Life (11:00 a.m. - 10:00 p.m.)

- Estimated attendance: 5,000-8,000
- Plaza de Cesar Chavez



Cinco De Mayo 2025

Daily summary of Police operations

Friday, May 2nd

- Traffic: Moderate vehicular and pedestrian traffic in downtown and foothill corridors throughout the evening
- Traffic diversions/road closures: None
- Officers released from assignments: Midnight

Saturday, May 3rd

- Traffic: Moderate vehicular and pedestrian traffic in Downtown and foothill. Minor side show hot spots throughout the city
- Traffic diversion/road closures: None
- Officers released from assignments: 1:00 a.m.

Sunday, May 4th

- Traffic: Heavy vehicle/pedestrian traffic beginning in afternoon
- Several hundred people at King Rd./Story Rd. intersection for Low Rider event (4:00 p.m.). 150+ vehicles at Monterey Rd./Southside Dr. intersection (11:00 p.m.)
- Traffic diversions: Full traffic diversion from 9:15 – 11:30 p.m.
- Officers released from assignments: 1:00 a.m.



Cinco de Mayo 2025

Enforcement Actions

	Friday	Saturday	Sunday	Monday	Weekend totals
Felony arrests	9	12	13	1	35
Misdemeanor arrests	7	11	17	4	39
Warrant arrests	6	11	6	0	23
Traffic citations	99	100	58	26	283
Vehicles impounded	2	4	3	0	9
Handguns recovered	2 (1 imitation firearm)	7	6	0	15

Major injury assaults: 0

Major use of force incidents: 0





San José Police Department

Roadmap for Meaningful Community Engagement and Partnerships

June 12, 2025

Presented by:

Captain Steve Donohue

Crime Prevention Supervisor Sandra Garcia

Project Overview



- Report commissioned to help SJPD enhance community trust.
- Report focuses on *community engagement*, defined as “intentional interactions between the police and members of the community in a nonenforcement setting.”
- Research conducted through:
 - » Review of SJPD operations
 - » Interviews with SJPD leadership
 - » Literature review regarding best practices and national models
 - » Statistically-valid survey in three languages
 - » Community meetings
 - » Focus groups
 - » Community interviews



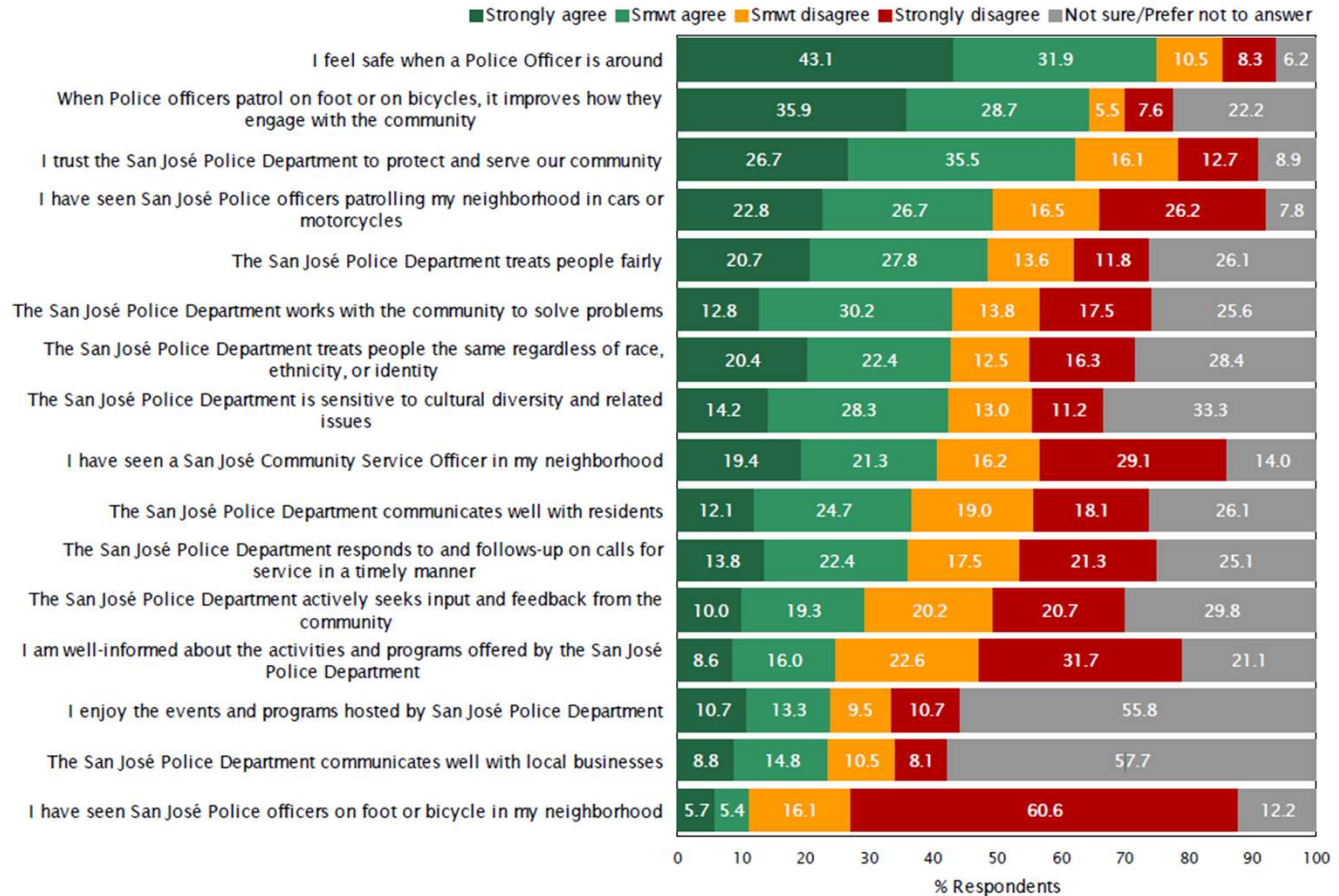
Community Survey



■ Random sample of 1,201 San José residents

■ Administered in English, Spanish, and Vietnamese

■ Statistically significant results



Recommendations



■ Report contains 29 recommendations, organized as follows:

- » Strategic Plan Revisions
- » Officer Expectations and Support
- » Enhanced Community Engagement Function
- » Community Cooperation
- » Internal Coordination
- » Enhanced Web and Social Media Presence
- » Events and Programs
- » Ongoing Tracking and Evaluation



Costs



- 18 of the 29 recommendations have cost implications.
- Total costs:
 - » \$47.6 million annual ongoing costs.
 - » \$73.4 million in one-time start-up costs.
- Bulk of the costs = hiring more officers (Recommendations 3, 4, and 10).
- Without those hiring costs, recommendation costs are reduced to:
 - » \$5.1 million annual ongoing costs.
 - » \$654,000 in one-time start-up costs.

Moving Forward



- Prioritize recommendations based on their impact, budget, staffing, and workload.
- Immediately implement that can be completed within existing budget, staffing, and workload.
- Continue those we already do.
- Consider recommendations with a fiscal impact through the budgetary process.
- Continue to hire more officers to fill existing staffing gaps.



QUESTIONS

