



Memorandum

TO: HONORABLE MAYOR
AND CITY COUNCIL

FROM: Matt Cano
Jim Shannon

SUBJECT: SEE BELOW

DATE: May 6, 2022

Approved

Date

05/06/22

SUBJECT: STATUS REPORT ON THE NOVEMBER 2018 BALLOT MEASURE T – THE DISASTER PREPAREDNESS, PUBLIC SAFETY AND INFRASTRUCTURE GENERAL OBLIGATION BOND

RECOMMENDATION

- (a) Accept the status report on the workplan and implementation updates for projects included in approved 2018 Measure T Bond measure;
- (b) Accept the Measure T Community Oversight Committee’s (COC) annual report, as identified in Attachment A, on the Measure T –The Disaster Preparedness, Public Safety and Infrastructure General Obligation Bond Program proceeds and allocations for Fiscal Year 2020-21;
- (c) Approve the proposed site at the intersection of Capitol Expressway and Tuers Road for the construction of new Fire Station 36;
- (d) Adopt the following 2021-2022 Appropriation Ordinance amendments in the Public Safety and Infrastructure Bond Fund:
 - (1) Increase the Measure T - Police Headquarters Infrastructure Upgrades appropriation to the Public Works Department by \$250,000; and
 - (2) Decrease the Measure T – Program Reserve (Public Safety) appropriation by \$250,000.
- (e) Provide staff direction on a policy decision in regard to funding of projects identified in Tables 2 and 4 of the Public Safety Program Reserve section of this report;
- (f) Approve the proposed City Land South of Phelan site as a project to be funded by the Clean Water Program.

OUTCOME

Approval of the recommendation provides the City Council with updated information on the status of projects and programs relating to the voter-approved 2018 Measure T – The Disaster Preparedness, Public Safety, and Infrastructure Bond.

Acceptance of the Measure T COC report would conclude the Measure T COC’s review of the expenditure of proceeds of Measure T Bonds and the status of projects funded by the Bond program in FY 2020-21.

The approval of the subsequent recommendations allows for staff to proceed with further evaluations and preliminary design of the new Fire Station 36 project and City Land South of Phelan clean water project at the proposed locations. Adoption of the amendments to the Appropriation Ordinance will provide the funding needed to proceed with upgrades to the Gun Range in the Police Administration Building. Finally, a policy decision will be made on how to utilize the remaining Program Reserve for Public Safety, interest earnings, project savings, and funding for critical infrastructure.

EXECUTIVE SUMMARY

Measure T, approved by voters in November 2018, provides for the issuance of \$650 million in General Obligation Bonds to fund a variety of important infrastructure projects throughout the City. Nearly half of this investment will be in resurfacing and repairing City streets and bridges in the worst condition. Also included in this program are six new or relocated fire stations and several critical public safeties, flood protection, LED lighting, and clean water projects that will improve service delivery and quality of life for decades to come. Since the time voters approved the Bond Measure, the City Council has received semiannual updates and provided direction on the implementation of the Measure T program. These are linked below for reference¹²³⁴⁵⁶⁷⁸.

This memorandum provides a status update on all the Measure T projects as they are progressing through the feasibility, design, and construction phases. Along with a status update, staff is recommending and requesting City Council's approval of two new sites to be developed, one for the new Fire Station 36 and one as a regional Clean Water/Green Stormwater Infrastructure project. This memorandum provides the details of the funding needs for the Measure T – Police Headquarters Infrastructure Upgrades and Police Training and Academy Facility and is requesting City Council provide a policy decision to staff regarding the use of the Program Reserve for Public Safety, interest earnings, project savings, and funding for critical infrastructure to facilitate the design and construction of these projects.

BACKGROUND

On November 6, 2018, the voters of San José passed ballot Measure T - The Disaster Preparedness, Public Safety and Infrastructure Bond with over 70 percent of the electorate voting yes. The measure authorizes the City to issue up to \$650 million in General Obligation Bonds for infrastructure projects.

¹ <https://sanjose.legistar.com/LegislationDetail.aspx?ID=3847489&GUID=DCF04188-1A48-4F02-B12D-24873EAD82E5&Options=&Search=>

² <https://sanjose.legistar.com/LegislationDetail.aspx?ID=4132710&GUID=FAF32B4C-79F1-4270-9EF0-5EC39F33E7C2&Options=&Search=>

³ <https://sanjose.legistar.com/LegislationDetail.aspx?ID=3755302&GUID=0ABE3541-A422-4EC1-88EC-714BCE2B0474&Options=&Search=>

⁴ <http://files.constantcontact.com/7a210436601/dbd7436a-7b55-4264-b1e4-e25cc8a0b8a3.pdf>

⁵ <https://sanjose.legistar.com/LegislationDetail.aspx?ID=3847489&GUID=DCF04188-1A48-4F02-B12D-24873EAD82E5>

⁶ <http://sanjose.legistar.com/gateway.aspx?M=F&ID=94651e78-6e51-4f50-a886-eb1a8349e8a9.pdf>

⁷ <http://sanjose.legistar.com/gateway.aspx?M=F&ID=6f9d5e4e-b49d-4070-afbb-7da52a1770c2.pdf>

⁸ <https://sanjose.legistar.com/View.ashx?M=F&ID=8453769&GUID=CC323CC8-820D-408E-84B9-8C2C79491C75>

The City Council has received semiannual updates and provided direction on the implementation of the Measure T program. Most recently, on June 15, 2021, City Council approved a report titled *Status Report on the November 2018 Ballot Measure T – The Disaster Preparedness, Public Safety and Infrastructure General Obligation Bond Item 3.12*⁹. The report included staff's update on the project workplans and implementation schedules.

ANALYSIS

Since the June 15, 2021 report, several significant activities have taken place. The following is a list of the progress made, and activities currently underway in each of the major project categories:

- 1) Community Oversight Committee (COC)** – The COC has held two meetings since the June 15, 2021 report. The meeting held on August 19, 2021 discussed the plans on community outreach for Measure T and voted on a new chair and vice chair. During the meeting held on December 9, 2021, the COC reviewed the expenditures of the Measure T Bonds as reported in the City of San José Public Safety and Infrastructure Bond Projects Fund¹⁰ Annual Auditor's Report. This report included the Independent Auditor's Reports, Financial Statements, other supplementary information, and Independent Accountant's Report for the year ending June 30, 2021. The COC has prepared a report as presented in Attachment A titled *San Jose Community Oversight Committee (COC) 2018 Measure T Disaster Preparedness, Public Safety, and Infrastructure Bond Program Annual Report FOR FISCAL YEAR 2020-2021* sharing their findings and recommendations derived from the operation of the COC for the FY 2020-2021 session.

The next meeting will be held in June 2022 to review the 2022-2023 Proposed Capital Budget and 2023-2027 Capital Improvement Program to ensure consistency between the budget for Measure T funds and the voter approved purposes for the funds. Currently, there are eleven seats filled and four vacant positions from District 3, District 8, the at-large seat for the Citywide Business role, and the at-large seat for environmental focus.

- 2) Public Safety Projects** – The approved Measure T Program allocates \$180.9 million to complete public safety projects. Site selection, land acquisition and scoping are continuing for several projects and are significant factors in ensuring these projects are delivered within the funding allocation. A summary of current activities in the Public Safety category is described below. The updated schedules for all Measure T projects are described in Attachment B.

⁹ <https://sanjose.legistar.com/View.ashx?M=F&ID=9456677&GUID=1FF756F1-D3EF-4405-A3E3-2AF171D2592F>

¹⁰

<https://sanjoseca.sharepoint.com/sites/PWProcurement/Measure%20T/Forms/AllItems.aspx?id=%2Fsites%2FPWProcurement%2FMeasure%20T%2FCOC%2FCOC%20Meeting%20%236%20%2D%2012%2D09%2D2021%2FSan%20Jose%20Measure%20T%20Public%20Safety%20and%20Infrastructure%20Bonds%20Report%20FY2021%20%2D%20SECURED%2Epdf&parent=%2Fsites%2FPWProcurement%2FMeasure%20T%2FCOC%2FCOC%20Meeting%20%236%20%2D%2012%2D09%2D2021&p=true>

- (a) **New Fire Station 37** – The project was awarded on June 30, 2020 to Gonsalves & Stronck, Inc. in the amount of \$8,715,600. The project started construction in September 2020 and is expected to be operational by the mid-May 2022.
- (b) **Relocated Fire Station 8** – Staff completed the sale of the City’s 575/579 E. Santa Clara Street property to the VTA in April 2022. The City plans on using the funding from the sale to acquire the site at 601 E. Santa Clara Street from Santa Clara Valley Housing Authority. The City intends to construct Fire Station 8 on the 601 E. Santa Clara street property as approved by Council on March 2, 2021¹¹.

This station is envisioned to be a single-company station with the ability to expand to a dual company station to accommodate possible future service demands. Staff has completed the schematic design phase and is currently in the design development phase with an anticipated start of construction in spring of 2023 and completion date in fall of 2024.

- (c) **New Fire Station 32** – Staff has acquired a property located at 1138 Olinder Court on the northeast corner of Olinder Court and Felipe Avenue. This station was originally envisioned to be a single-company station but after further evaluations, it was determined the new station could be designed as a dual company station to accommodate the service demands in this area. At this time, only the single company is planned to be constructed in this first phase due to funding availability. An approximate shortfall of \$2 million exists for the full build out of a dual company station. Staff has completed the schematic design phase and is currently in the design development phase with an anticipated start of construction in spring of 2023 and completion date in fall of 2024. In order to proceed with both companies during the initial construction, funding for the approximately \$2 million shortfall would need to be identified prior to proceeding with procurement of a construction contractor later this year.
- (d) **Relocated Fire Station 23** – Fire Station 23 is intended to replace the existing station located on Capitol Avenue at Via Cinco de Mayo. Staff anticipates acquiring a location further from the Milpitas border to improve coverage within city limits and planned developments in North San José.

This relocation project is intended to be a co-development partnership with the Public Works and Housing Departments to construct a fire station and affordable housing on a shared lot. Staff has identified a potential site which fits the necessary parameters needed to comply with the Fire Department’s optimal response time requirements. However, staff is still negotiating with the property owner and will provide further updates to the City Council as the negotiations progress. This project is currently fully funded. However, as there continues to be strains on the Program Reserve for Public Safety due to construction price escalation, staff is concerned that sufficient

¹¹ <https://sanjose.legistar.com/LegislationDetail.aspx?ID=4799774&GUID=E15762BB-75C1-4DB5-8E09-86CC5E4D384F&Options=&Search=>

funding may not be available to complete this project once a site is selected. Staff will continue to update the City Council on this project and potential challenge in future Measure T updates.

- (e) **New Fire Station 36** – Staff has selected a site at the intersection of Capitol Expressway and Tuers Road for the construction of new Fire Station 36. The City owns most of the property needed to construct the Fire Station, but a portion of the required buildable area is right-of-way owned by the County of Santa Clara. The property was not developed as parkland and at this time the City has no plan to use it for parkland. Staff has completed research and found there are no known restrictions to building the Fire Station at this location outside of the County property issue. Staff is in discussion with the County of Santa Clara to acquire the needed property to assemble the City and County-owned lands, which could create an ideal location for this fire station.
- (f) **Fire Station 20 – Aircraft Rescue and Firefighting Facility (ARFF)** – Fire Station 20 located at the southwest area of the Airport replaced the existing over 50-year-old ARFF station in the southeast area of the Airport. During construction, the City took the opportunity to add a landside bay to the project which will add capacity to respond to off airport emergencies thus increasing safety for the surrounding area. The Project was completed in the end of March 2022, with the newly expanded fire station officially online.

As directed by the City Council-approved Mayor’s March Budget Message for Fiscal Year 2020-2021, \$4.6 million was advanced from Measure T funds to expand Fire Station 20 to include landside operations. Another \$1.2 million of Measure T funds generated from interest earnings was allocated to this project in the 2019-2020 Annual Report due to higher than anticipated costs. A transfer of \$2.3 million from the General Fund in 2021-2022 partially replenishes the \$4.6 million advanced for this project. The remaining \$2.3 million is expected to be replenished in a future budget process though a specific funding source has not yet been identified.

- (g) **Police Training and Academy Facility** – The City acquired 300 Enzo as the site for the Police Training and Academy in March 2021. Staff has started design and expects the project to start construction in the spring of 2023. The project budget is estimated at \$49.7 million as detailed in the 2022-2023 Proposed Capital Budget and 2023-2027 Proposed Capital Improvement Program. After further analysis of the project scope and the increases to construction costs due to inflation and material shortage, staff anticipates this project to have a shortfall of \$11.1 million. The shortfall includes the additional need as required by the Police Department to fully open the South Substation for its intended purpose and to develop the space to accommodate two full concurrent academies and training spaces. Staff has committed to including the full academy as part of the base bid and placing the training spaces as bid alternates. With just the base bid, the project still anticipates having a shortfall of \$7 million. However, in order to facilitate the southern patrol division to occupy the

Substation, the minimum project funding required is \$9 million. This will fund the academy spaces and facilitate the move of the academy out of the Substation to 300 Enzo, but funds only a portion of the training spaces which are currently being conducted at the Substation. If all training functions cannot be fully transitioned from the Substation to 300 Enzo, the Department will not be able to open the Substation to the public due to space constraints. The Department will be able to open Substation to the public only if training is completely moved to 300 Enzo, which means identifying funding for the entire \$11.1 million deficit. Staff recommends the use of the Program Reserve for Public Safety, interest earnings, and funding from critical infrastructure to fund the minimum project funding of \$9 million. Additional analysis on the recommendation and the policy decision requested by Council is discussed further in the Program Reserve for Public Safety section below.

- (h) Emergency Operations Center (EOC)** – The project, in conjunction with the Fire Department Training Center, was awarded on January 12, 2021 to Zovich Construction, Inc. in the amount of \$54,105,000. Construction started March 2021, with the new buildings and the remodel of building D4 to be completed December 2022 as previously reported in the June 15, 2021 Measure T Update. Due to delays experienced by multiple utility coordination efforts, the new buildings and the remodel of building D4 are expected to be completed Spring 2023 with beneficial occupancy occurring a month or two after. With the extension provided by Google to vacate the existing Fire Training Center site, the Fire Department does not anticipate a need to start utilizing the training tower and surface parking until September 2022.
- (i) 9-1-1 Call Center Renovation** – Staff has begun conceptual planning to renovate and expand the 9-1-1 call center. The project will provide improved working conditions in a more efficient space to handle the increasing number of calls and to take advantage of changing methods and technologies that the public utilize to call for 9-1-1 service. The 9-1-1 call center will assume the space currently occupied by the existing EOC; therefore, construction is expected to start after the EOC has relocated to their new facility at the Central Service Yard. Partial demolition, repairs/replacement of walls, floors, and ceiling, and changes to the associated mechanical and electrical components will be necessary. The Measure T (Phase I) funded work currently includes (1) moving non-dispatch personnel to the space being vacated by the Office of Emergency Management, which includes installing new walls, private and open offices, and workstations; and (2) the addition of 14 new control workstations by windows which opens the area to natural light. Additionally, staff has identified a need for additional phases of work requiring approximately \$4 million of additional funding, which includes relocation of the conference room, two new quiet rooms, a lactation room, copier room, and additional much needed storage rooms, which are not funded at this time. Currently, staff is working on the design for the Measure T (Phase I) funded (items 1 and 2) and future scopes of work. However, it is currently assumed that funding will not be available for the additional phases of work as part of this project. Therefore, the Measure T project will likely only include construction of the Phase I elements listed above.

- (j) **Police Air Support Unit Hangar** – The location of this project is at the southwest corner of the Airport property, near Coleman Avenue and Airport Boulevard. This triangular site will also house the relocated Aircraft Rescue and Fire Fighting Facility (Fire Station 20) described above, as well as the Airport Facilities Division. Staff is currently proceeding with the Hangar project as a stand-alone project to be prioritized for delivery with other Measure T Public Safety projects. The project is currently in the design development phase with an anticipated start of construction in late 2023.
- (k) **Police Headquarters Infrastructure Upgrades** – Staff has begun preliminary scoping exercises working closely with the Police Department to identify potential projects to be completed at the Police Administration Building (PAB). Initial estimates identified a need of approximately \$11.7 million dollars to address all backlog infrastructure projects. The highest priority projects identified include improvements to the plumbing throughout the facility and improvements at the existing gun range. To address these needs, the improvements require an estimated funding of \$6.25 million. Staff recommends allocating \$250,000 as part of the recommendations in this memorandum to fund the replacement of the target system at the existing gun range since the current target system will be going out of commission. Staff has included \$1 million in the 2022-2023 Proposed Capital Budget to upgrade the ventilation system and HVAC system in the gun range to provide adequate training space for officers. Staff is requesting City Council to provide a policy decision on funding the plumbing system improvements as identified in the Program Reserve for Public Safety discussion. It was disclosed in previous status reports that the projects identified at the PAB will be funded from the Program Reserve for Public Safety.
- (l) **Program Reserve for Public Safety** – Originally \$36.42 million of the Measure T funds was set aside in the reserve for various public safety projects, including: Police Headquarters Infrastructure Upgrades, rehabilitation of various fire stations, as well as a contingency for Public Safety projects. Including the budget actions recommended in this memorandum, a total of \$21.9 million of the reserve has been allocated to specific projects, with approximately \$13.5 million remaining unallocated. As identified in a previous memorandum, the remaining funds in the reserve will not be enough to cover the shortfall for the existing projects or complete the remaining projects that have not begun. Additionally, as mentioned previously in this report, staff is concerned about the impact that continued cost escalations may have on the delivery of the final public safety project – Fire Station 23. Staff will continue to update the City Council on this project and potential challenge in future Measure T updates.

As mentioned above, the Police Training and Academy and Police Headquarters Upgrades projects have identified shortfalls. Staff is requesting a policy decision from

City Council on how to utilize the remaining Program Reserve for Public Safety, interest earnings, project savings, and the funding for critical infrastructure. The tables below break down the available funding, staff recommended use of the available funding, and the analysis of the funding needs to assist City Council in this policy decision. If these options are not viable, staff will need to review alternative options with the City Council such the potential to re-scope or re-evaluate the commitments for projects not yet started, such as Fire Station 23.

In particular, staff is seeking the following from the City Council:

1. Confirmation of the funding recommendation listed in Table 2 below; and
2. Policy direction on whether to fund one of the two options presented in Table 4 below, or an alternative option.

**Table 1
Funding Sources Available**

Available Funding	
Remaining Program Reserve for Public Safety	\$13,482,000
Measure T Interest Earnings from Prior Years	\$3,605,000
Critical Infrastructure	\$5,000,000
Environmental and Flood Protection and Project Savings*	\$3,200,000
Total	\$25,287,000

*As identified in the Environmental and Flood Protection Project section later in this report

**Table 2
Staff Recommended Use of the Funding Sources Available**

Projects	Funding Need	Recommended Use	Remaining Funding Gap	Notes
Fire Station Rehabilitation and Potential Overages	Unknown	\$5,000,000	\$0	This funding will be used for potential increases in cost of construction for the four remaining fire stations. If sufficient funding is available to construct the fire stations, the remaining funds could be used for rehabilitation projects at the fire stations.
Police Air Support Unit Hangar	\$780,000	\$780,000	\$0	Total current cost estimate is \$10.9 million. Deficit is currently \$780,000. This hangar must be relocated prior to new terminal construction. Concern remains about potential market-based cost increases which could increase this funding gap.
Police Training and Academy Facility	\$11,100,000	\$9,000,000	\$2,100,000	The \$9 million in funding would, based on current estimates, facilitate a Southern Patrol Unit to occupy the Substation. This will not open the Substation to the public unless a source for the remaining \$2.1 million funding gap is identified. An option for this additional funding is detailed further in Table 4 below.
Police Headquarters Infrastructure Upgrades	\$6,250,000	\$2,207,000*	\$2,693,000	<p>If the full \$6.25 million is provided, this allocation would also be expected to address the primary concern which is the plumbing, and would include replacement of the piping systems throughout the building and the outdated target system and ventilation system in the gun range to provide an adequate training space for officers which are both high priority projects</p> <p>If only the minimum allocation is provided – in addition to the targeting and ventilation systems discussed above – this project would likely focus on other lower priorities such as flooring replacement, and upgrades to security systems, since replacing only a portion of the plumbing infrastructure is not practical.</p>
Total Available Funding as Identified in Table 1		\$25,287,000		
Total Recommended Use		\$16,987,000		
Funds Remaining		\$8,300,000		

* The minimum need is \$3.6 million; however \$100,000 has already been allocated to prioritize projects at the Police Headquarters in 2021-2022, with an additional \$250,000 pending City Council approval for the replacement of the target system at the gun range. The 2022-2023 Proposed Capital Budget includes \$1 million for ventilation and HVAC system upgrades at the gun range, and scoping other projects. In total, only \$2.2 million is shown in the Recommended Use amount.

**Table 3
Remaining Funding Gap Items for Policy Decision**

Projects	Estimated Need (Remaining Funding Gap)	Description/Comments	Reasons for Consideration to Fund
Lake Cunningham – Water Quality Enhancement	\$3,200,000	Preliminary estimates indicate a need of \$26 million to make the necessary enhancements to Lake Cunningham, over a 5-year period, to make the lake water quality viable for recreational use. The \$3.2 million allocation could fund several different projects to start the process of enhancing water quality and user experience, such as vegetated bioswales along shoreline path to intercept sediments and nutrients before they enter the lake or shoreline pathway repairs.	<ul style="list-style-type: none"> - Starts the process of investing in the process of improving the water quality at Lake Cunningham - Meets prior City Council direction to keep the savings from the land purchase in Coyote Valley within the Environmental Protection category of Measure T - Reduces further sediment and nutrient load in the lake - Provides infrastructure funding and repairs to Lake Cunningham Park
Police Headquarters Infrastructure Upgrades	\$2,693,000	The highest priority needs identified are gun range and plumbing system improvements for an estimated total of \$6.25 million. This funding is necessary to address the plumbing need due to the aging piping system which is causing major clogging, increased maintenance calls/concerns and unsanitary working conditions for employees. It is important to note that if the gun range and plumbing improvements are fully funded, work would not proceed on the flooring and security upgrades discussed above in Table 2.	<ul style="list-style-type: none"> - Delivers on named commitment to voters on September 11, 2018 Council report - Protects valuable emergency/public safety infrastructure - Reduces future maintenance costs and capital repairs
Police Training and Academy Facility	\$2,100,000	This would increase the current budget to match the current estimate for a full project build out. Staff remains concerned about potential market-based cost increases so there would still be a risk of not fully delivering on training.	This would increase the current budget to match the current estimate for a full project build out. Staff remains concerned about potential market-based cost increases so there would still be a risk of not fully delivering on training.
Total Estimated Need*	\$7,993,000		

*The total estimated need is based on current preliminary estimates and does not consider future cost escalation which is unknown at this time. The estimated need also DOES NOT account for the \$6 million required to fully build out 911 Call Center and Fire Station 32.

**Table 4
Policy Decision Options for City Council to Distribute the \$8.3 million
Remaining from Table 2 above**

	Projects	Allocate Funding	Notes
Option 1	Police Training & Academy	\$2,100,000	A total of \$300,000 would remain in the reserve for potential cost overruns in the Public Safety Program; however, this increases the risk of the City not being able to deliver on the entire program, such as the last Fire Station to be built. Station 23.
	Police Admin Upgrades	2,700,000	
	Lake Cunningham	3,200,000	
	Program Reserve for Measure T	300,000	
	Total:	\$8,300,000	
Option 2	Police Training & Academy	2,100,000	A total of \$3.5 million would remain in the reserve until staff has bids for the majority of the public safety projects. There are currently seven public safety projects remaining to bid that may be subject to cost escalations that are currently unknown. As staff have been updating the estimates, there has been a continuous increase to the cost of construction. This would provide a buffer or “insurance” to help meet the original commitments made to the voters in 2018 to build these 7 public safety projects. Note: This DOES NOT account for the \$6 million required to fully build out 911 Call Center and Fire Station 32 as these future phases were not contemplated to be funded out of Measure T.
	Police Admin Upgrades	2,700,000	
	Program Reserve for Measure T	3,500,000	
	Total:	\$8,300,000	

3) Pavement and Bridge Maintenance

- a) **Street Resurfacing Projects** – The City’s 2,519-mile pavement network includes 967 miles of “major streets”, and 1,552 miles of “local and neighborhood” streets. The Measure T Program designates \$300 million for the repair or rehabilitation of local and neighborhood streets in the worst condition. Staff has identified over 400 miles of streets dispersed throughout the City to be resurfaced or reconstructed with this funding.

Department of Transportation (DOT) has resurfaced 166 miles since 2020 utilizing Measure T funds. A map that shows the locations of these 166 completed miles can be found in Attachment C. Combined with Valley Transit Authority (VTA) 2016 Measure B; DOT has resurfaced 191 miles of streets in poor condition since 2019.

Funds from Measure T, in combination with annual allocations from State gas

taxes, Santa Clara County Valley Transportation Authority 2016 Measure B and other funding sources, are expected to provide the appropriate and prescribed maintenance to all local and neighborhood streets in the City by 2028, while providing the appropriate maintenance to keep the Major Street Network in good condition. DOT released its first three-year pavement plan in an informational memorandum on December 18, 2019, and provided an updated memorandum on February 10, 2021, to share tentative construction plans through the 2023 construction season with the public.

In the 2021 construction season, DOT completed maintenance on 167 miles of San José streets, 134 of which are local and neighborhood streets with 1,522 associated curb ramps. With respect to Measure T, DOT allocated \$37.5 million to provide substantial rehabilitation and reconstruction of approximately 87 miles of the local and neighborhood streets in the worst overall conditions.

In the 2022 construction season, DOT plans to maintain 250 miles of San José streets, which consists of 191 miles of local and neighborhood streets. DOT plans to allocate \$37.5 million from Measure T funding to provide rehabilitation and reconstruction of approximately 126 miles of local and neighborhood streets.

Currently, DOT remains on track to provide maintenance to each of the 1,552 miles of local and neighborhood streets by 2028.

- b) Bridge Repair and Rehabilitation Projects** – The Measure T Program allocates \$20 million for City-owned bridges that are designated as structurally deficient and could be vulnerable in an earthquake or other disaster. In order to address as many bridge projects as possible, staff is implementing a delivery strategy aimed at leveraging multiple funding opportunities such as Measure T and the Highway Bridge Program (HBP) federal-aid funding which consists of Bridge Investment Credits (BIC). Staff programmed 45 BIC eligible bridges to be structurally preserved or rehabilitated as part of four projects. The first two projects consisted of 27 bridges and were completed in June and November of 2020. The third project consisted of 15 bridges and was completed in December of 2021. The fourth project which addresses preserving or rehabilitating the remaining three bridges is in construction as of April 2022. These projects are expected to accumulate approximately \$3 million in BIC credits which will be distributed back, as the local match, into future prioritized bridge projects utilizing HBP grants along with Measure T funds.

Staff recently submitted a new BIC application package to Caltrans for 17 bridges and is awaiting approval. This project is anticipated to accumulate approximately \$1.3 million in BIC credits. An additional deck treatment project on Story Road is currently in the design phase with construction to start in the Fall 2022.

In order to optimize Measure T funds and maximize the opportunity for grant funding, staff procured a consultant to assess the City's bridge inventory using

prioritization factors to provide major bridge rehabilitation project recommendations. The consultant found that bridges in San José are in better condition than anticipated, and staff reviewed the consultant recommendations with respect to prioritization. However, due to oversubscription and recent funding shortfalls in the HBP program, the eligibility criteria for bridge repairs and replacement have changed and funding is now limited to bridges that are non-operational or need to be completely replaced. Because the City's bridges all fall outside of this new eligibility criteria, the City's original plan to leverage Measure T and BIC credits for up to \$80 million in grant funds is facing challenges. However, the HBP program's funding situation is evolving with the recent passage of Infrastructure Investment and Jobs Act and staff will be ready to apply as soon as funding becomes available. Staff will continue to work with counterparts at Caltrans to maximize grant opportunities, and advocate for the increased availability of program funds. DOT will continue delivering bridge maintenance projects as scheduled and provide further information as they become available. At this time, staff recommends staying with the original Measure T plan of leveraging the BIC credits for additional grant funds. Staff will assess this plan on an annual basis and recommend a different course of action in the future if federal guidelines do not allow for this strategy.

4) Light Emitting Diode (LED) Outdoor Lighting Projects

- a) City Facilities LED Lighting Projects** – Staff is continuing to evaluate the actual outdoor lighting inventory and the number of fixtures that will be converted for city owned facilities. Table 5 below provides the facilities listed in order of priority and an overview of the number of fixtures that have been converted using Measure T funding and the remaining number of fixtures to be completed. As mentioned in prior reports, Measure T funding is not sufficient to fully convert all the outdoor facility lights. Only parks, libraries, and community centers will be fully converted with Measure T funding though \$800,000 in the General Fund is included in the 2022-2023 Proposed Operating Budget to replace the LED lighting at Municipal Stadium to comply with Major League Baseball requirements and \$420,000 from Service Yards Construction and Conveyance Tax Fund is included in the 2022-2023 Proposed Capital Budget to convert the exterior lighting at the service yards to LED lights. A funding shortfall will be identified once the Measure T work is completed and the Administration will evaluate the availability of funding as part of a future budget process to convert the remaining lights as identified in Table 5; however, as staff continues to evaluate this project, they will also look for other funding opportunities to convert the remaining necessary fixtures. The conversion for the parks and trails will be completed by the end of June 2022 and the conversions for libraries and community centers will be completed by the end of 2022-2023.

**Table 5
City Facility Lighting Conversion Status as of April 2022**

Facilities	Converted	Remaining	Total
Parks & Trails	3,401	85	3,486
Community Centers	830	426	1,256
Libraries	598	512	1,110
Fire Station	70	589	659
Cultural Facilities	0	721	721
San José Police Department	466	128	594
Corporation Yards	219	200	419
Lighted Sports Facilities	0	300	300
Number of Fixtures	5,579	2,997	8,576

1. **Lighting Controls for City Facilities** - The solicitation for lighting controllers for City facilities is continuing to move forward to procure a controller with Internet of Things (IoT) capabilities for potential future implementation of the IoT functionality. The award memo was approved by City Council on December 14, 2021, staff anticipates acquiring the first order of the products by June 2022 using Measure T funds.

b) **LED Streetlight Conversion Projects** – Previous status reports identified that the City owns and maintains approximately 64,400 streetlights. With the completion of the PG&E audit of the streetlight inventory, this figure has increased to approximately 65,600 streetlights. The majority of the streetlights have been converted either by City crews or through the PG&E “Turnkey Conversion” project as described below. Roughly 5,500 lights remain which includes approximately 5,000 ornamental (or “post-top”) lights, primarily in the downtown neighborhood and business districts.

1. **Streetlight Replacement by City Crews** - Approximately \$1 million of Measure T funds has been allocated to purchase LED fixtures which are being used by City crews to replace Low-Pressure Sodium and High-Pressure Sodium streetlight fixtures as the bulbs burn out.

The City is also replacing approximately 5,000 ornamental fixtures in its street light inventory. This is being accomplished in a similar manner as described above, where City crews would replace burned out lights with new LED fixtures rather than just replacing the bulbs. A total of \$8.5 million of Measure T funding was included in the 2023-2027 Proposed Capital Improvement Program to accomplish this goal by 2024.

2. **PG&E “Turnkey” LED Streetlight Conversion** – On June 25, 2019, the City Council authorized the City Manager to negotiate and execute agreements with PG&E for the financing and installation of up to 27,000 LED

streetlights. PG&E contractors started the conversion process at the end of December 2020 and completed majority of the conversion in February 2022. PG&E has roughly 450 lights to convert which require unique “shoebox” fixtures which are located around the airport and other areas around the City. PG&E anticipates completing those conversions by end of June 2022. Through this turnkey program, the total number of lights converted by PG&E was less than anticipated due to burn outs that City electricians converted to address resident concerns. The PG&E Turnkey project converted 18,500, while City crews converted 8,500.

As part of the PG&E conversion program, a comprehensive inventory of the streetlight assets has been completed. Findings of the PG&E program indicate that a significant portion of the current streetlight poles do not have a ground wire at the fixture head. Staff will have to undergo additional research to determine the presence of ground wire at the base of the streetlights which is the minimum requirement to ensure the poles are bonded and grounded within the system. When the existing poles were installed, the National Electric Code (NEC) standard considered the metal pole to be an acceptable grounding path; however, the NEC has updated its specifications to require a separate grounding wire (NEC section 410.44). Therefore, staff will be undergoing office and field investigations utilizing as-built information to determine the required scope for this effort which includes identifying the presence of ground wire at the base of the streetlights. This effort is expected to take much of calendar year 2022. Staff will provide an update on this effort in a future Measure T status report.

3. **Lighting Controls for Streetlights** - The solicitation for lighting controllers for streetlights is currently on hold pending staff gaining a better understanding of the scope, costs and benefits of the grounding wire situation mentioned above. Staff will be evaluating whether to recommend utilizing the funding earmarked for the controllers for the grounding installation as mentioned in the section above. In the meantime, staff will use this opportunity to conduct further research on the lighting controller market and work with the industry in developing a solution that meets the needs of the streetlights network and takes advantage of the emerging IoT functionality. This will ensure that a balanced approach is taken to accommodate both the need to quickly convert the remaining streetlights to LED and to provide additional community-serving benefits by installing the highest quality and most functional smart controllers available. It is anticipated that the cost of installing smart controllers on all the lights as well as work necessary to get the streetlights up to current NEC code will be substantially more than what is currently available in the Measure T budget.

- 5) Clean Water and Green Stormwater Infrastructure (GSI) Projects** – The Measure T Program has dedicated \$25 million for this category of projects. Each of the projects is being developed in conjunction with the Green Stormwater Infrastructure (GSI) Plan that was approved by the City Council on September 10, 2019. Staff has advanced the design phase for the River Oaks Pump Station Stormwater Capture Project, one of the top priority projects identified in the GSI Plan, which is anticipated to cost roughly \$9.2 million, with \$3.2 million to be funded by a State grant. The project is anticipated to be completed by December 2023.

Additionally, staff have been working with a consultant to determine the feasibility of the short-term projects provided in Table 6 below which were identified in the last Measure T status report. Based on preliminary estimates for the regional projects identified in the table below, staff is reassessing the prior recommendation to provide the Story/Keyes Green Street project with funding from the Measure T program. Staff have been working on preparing a feasibility study of the five remaining potential sites. Using evaluation criteria that consider cost effectiveness, potential partnership, technical feasibility, social/community/equity benefits, and water supply/flood protection, staff will consider the top two to three priority locations to proceed further to the preliminary design, design, and construction utilizing the remaining Measure T funding.

Among these locations, it has been identified that the City Land South of Phelan (Regional) is the best candidate to be completed under Measure T and staff recommends proceeding with this as the next GSI project site for Measure T. Located on east side of Coyote Creek and south of Yerba Buena High School, the site collects runoff from a large portion of the East San José neighborhood, approximately 639 acres of primary residential land use, with a mix of commercial, agricultural, industrial, and institutional land uses. Treating up to 466 acres of impervious surface, the City Land South of Phelan offers a high degree of water quality benefit and is likely the most cost-effective project when measuring capital cost of implementation per treated impervious acre along with potential for community benefit if it were to become a more accessible open space.

At this time, it appears that Monterey Road may present a viable GSI project as well. However, further analysis is necessary to ensure that a project can be completed that would provide sufficient treatment capacity. The Sycamore Terrace and Kelley Park Gravel Parking lot sites are also potential future sites, but, currently, they present significant development challenges (property control and utility interfaces). The Sycamore Terrace site, an undeveloped and unpaved area at the northwest corner of the Coleman Road and Almaden Expressway intersection, would require additional lands from Valley Water. The Kelley Park Gravel lot, located adjacent to the stables site, has significant technical constraints related to constructability and utility conflicts. Because these locations are not as optimal candidates as the City Land South of Phelan, they are not being recommended for implementation at this time.

Staff anticipates utilizing the Measure T funding for the River Oaks Pump Station Project (approx. \$6 million) and City Land South of Phelan site (approx. \$16.8 million). After further scoping and refinement of the cost estimate for the City Land South of Phelan site, staff may need to evaluate reducing the scope or obtaining additional funding if estimates exceed the available budget for the Clean Water program. Staff will return to the City Council later to make a specific project and funding recommendation, if needed.

**Table 6
List of Near Term Clean Water/GSI Projects**

Recommended Measure T Funded Projects	Project Type
River Oaks Pump Station	Regional
City Land South of Phelan (new recommendation and it will be built to budget available)	Regional
Potential Projects (pending funding availability and other factors)	Project Type
Story / Keyes (only funding green street components)	Green Street
Sycamore Terrace	Regional
Monterey (from Umbarger Road to Lewis Road)	Greenstreet
Kelly Park Gravel Lot	Regional
Not-recommended Projects	Project Type
Hellyer Avenue Property (minimal water quality benefits along with technical constraints)	Regional

- 6) **Storm Drain Improvement Projects for the Charcot Area** – Planning has begun for the Storm Drain Improvement Projects for the Charcot area, which will provide flood protection in the area east of Zanker Road between Trimble Road and Brokaw Road. Originally envisioned as a new pump station, this project has been re-scoped to construct a new and less costly storm drain system that connects to the existing Rincon Pump Station II, which outfalls to the Guadalupe River. This revised project approach provides similar level of flood protection while saving the City significant costs for building, operating, and maintaining a new pump station. Funding of \$5.4 million has been shifted from the Storm Sewer infrastructure projects to public safety projects due to the acceleration and funding needs of critical projects. Efforts will be made to replenish the funds in this program as necessary.

Staff has informed Valley Water of the change in scope and the future use of the existing Rincon Pump Station II and continues to work with Valley Water in moving forward with the project. Staff has procured consultants and is evaluating constructing the project in two packages considering the large scope and complexity of the project. Staff anticipates completion of both packages to be in early 2025.

- 7) **Environmental and Flood Protection Projects** – On November 6, 2019 Council approved the purchase of approximately 672 acres of real property in Coyote Valley. Currently approximately \$3.2 million remains in the Measure T budget following the completion of this project. During the June 2, 2021 City Council meeting, Councilmember Sylvia Arenas recommended, and the City Council approved, that staff keep these savings in this project appropriation for additional water quality projects. Lake Cunningham Regional Park was specifically discussed as a potential project.

Additionally, during the June 15, 2021 City Council meeting, the direction provided by Council was for the City Manager to return to Council with the results of the above referenced study and analysis around potential paths forward for water quality improvements at Lake Cunningham and seek Council approval before allocating any funding for implementation of specific projects.

A study was funded to evaluate the water quality conditions at Lake Cunningham Regional Park and to determine alternatives and potential costs to expand recreational opportunities at the lake. The goals of the project are to study the existing conditions, including water quality and shoreline erosion, identify actions to address these issues and develop an adaptive management process.

- 8) **Community Center/Emergency Shelters** – The City’s Emergency Operations Plan includes the coordination of mass care and sheltering facilities. These facilities will be retrofitted to provide basic human needs, including food, water, shelter, and security. While the operation of an emergency shelter is considered an emergency protective measure under the Stafford Act, facilities identified for such a purpose are required to meet basic facility standards. These standards include per capita allowances for space, feeding, and personal hygiene.

Staff continues to move forward with the design for the community centers approved during the June 15, 2021 Measure T Status Report. The report also mentioned that the projects will be built to the budget focusing on priority groupings 1, 2 and 3 since the Southside and Cypress Community Centers have been identified to be part of a private public partnership redevelopment and will not likely need improvements using Measure T funding. The table below provides the projected schedules for each community center. Staff expects that there will be sufficient Measure T funding to complete groupings 1, 2, and 3.

**Table 7
Priority Sites in Order of Completion**

Priority Grouping		Award Date	Construction Completion
Funded Projects			
1	Roosevelt, Mayfair, Bascom, Seven Trees	End of 2022	Beginning of 2024
2	Camden	Beginning of 2023	Fall 2024
3	Berryessa, Almaden, Evergreen	Spring 2023	Fall 2024
Unfunded Projects – Potential for Public/Private partnership (PPP)			
4*	Southside, Cypress	End of 2023	Beginning of 2025

*The June 15, 2021 Status Report identified a funding deficit of \$1.5M for this program. However, Cypress and Southside are placed lower based on the possibility of these sites being considered for PPP. If successful, PPP would result in using these sites for affordable housing with new community center space on the ground floor.

- 9) **Public Art** – The public art budget for each capital program is shown in Table 8 below and included in the 2022-2023 Proposed Capital Budget and 2023-2027 Proposed Capital Improvement Program. The allocation for public art may be refined as the scopes for the projects are completed. Working with Bay Area artist Sam Tubiolo, staff has designed, fabricated and installed the public art component to Fire Station 37. Staff is working on finalizing the design by Bay Area artist Johanna Poethig for the exterior at the Fire Training Center/EOC. A second phase of public art projects at the Fire Training Center/EOC will address the building interior and will seek to commission up to 30 local artists. Staff has also completed the public art for the Police Department Memorial with Bay Area artist Gordon Huether and is waiting for the construction of the landscaping component to the memorial in which the public art will be installed and displayed. Public art projects are in the planning phase for Fire Stations, 8, 32, 36 as well as a series of projects at the River Oaks Pump Station and at Parks and Community Facilities.

**Table 8
Public Art Budget Allocation**

Program	Total
Public Safety	\$ 1,661,000
Storm Sewer	\$ 533,000
Parks and Community Facilities	\$ 128,000
Total	\$ 2,322,000

CONCLUSION

The memorandum provides Council with updated information on the status of projects and programs related to the voter-approved Measure T – The Disaster Preparedness, Public Safety, and Infrastructure Bond. The recommendations provide staff the direction needed to continue to move the Measure T program forward with land acquisition, planning, design, and construction of multiple projects within the program.

EVALUATION AND FOLLOW-UP

Staff will provide City Council with an annual update and, therefore, will return to City Council in early to mid- 2023 with an update on the progress of the program. Staff will also return to City Council separately to solidify the Tuers and Capitol Expressway site for Fire Station 36 once negotiations to purchase the area owned by the County of Santa Clara have been finalized and award of construction contracts.

CLIMATE SMART SAN JOSE

The recommendations in this memorandum align with one or more Climate Smart San José energy, water, or mobility goals.

PUBLIC OUTREACH

This memorandum will be posted on the City's Council Agenda website for the May 17, 2022, City Council meeting.

COORDINATION

This memorandum, workplan, and implementation schedules have been coordinated with the Airport Department, City Attorney's Office, City Manager's Office of Economic Development and Cultural Affairs, City Manager's Office of Emergency Management, Finance Department, Fire Department, Parks, Recreation and Neighborhood Services Department, Police Department, and t, Transportation Department.

COMMISSION RECOMMENDATION/INPUT

The COC will be holding the next meeting in June 2022 to review the 2022-2023 Proposed Capital Budget and the 2023-2027 Proposed Capital Improvement Program.

FISCAL/POLICY ALIGNMENT

The proposed project aligns with the adoption of the Greenprint 2009 Update by City Council, the City's General Plan and the Measure T Bond program.

COST SUMMARY/IMPLICATIONS

As shown in Attachment D, Measure T funding in the amount of \$213.9 million for 2022-2023 has been programmed into the 2022-2023 Proposed Capital Budget and a total of \$418.7 million programmed for the five-year 2023-2027 Capital Improvement Program. The next bond issuances are expected to occur in 2023-2024 and 2025-2026, for \$127.5 million and \$75.0 million, respectively, and these amounts will be programmed in future years. As the Measure T program is evolving, project budgets may be recommended for modification, as appropriate, in future years as they proceed through site selection, design, and construction. In order to maintain a tax-exempt status, per IRS rules, 85% of the bond proceeds issued for the Measure T projects must be expended within the three years of issuance. As such, staff is tracking Measure T expenditures on a monthly basis to ensure the bond proceeds are spent in accordance with the IRS tax-exempt guidelines for municipal bonds.

Council authorized the first issuance of \$239.9 million in General Obligation Bonds on June 25, 2019, for the purpose of providing funds for Measure T projects for the first two years of the program. On June 22, 2021, Council authorized the second issuance of General Obligation Bonds in the amount of \$200.5 million to provide funds for the continuation of projects. Attachment E shows the actual year-to-date Measure T expenditures through March 2022. As previously discussed, the Program Reserve for Public Safety may not be sufficient to complete the remaining public safety projects. Staff is asking City Council to make a policy decision on how to utilize the remaining Program Reserve for Public Safety, interest earnings, project savings, and funding for critical infrastructure.

Staff is also strategizing to place the shortfalls in the project scopes identified with Fire Station 32 and Police Training and Academy as bid alternatives and it will be determined at time of bid if funding is available to fund the additional scope. Staff will continue to monitor and provide more information in future updates.

As noted in the 2023-2027 Five-Year Forecast and Revenue Projections, several of the Measure T projects will incur significant operating and maintenance costs in the future, including the new fire stations, the Police Training Center and corresponding activation of the South San José Police Substation, the 911 Call Center upgrades, and the Emergency Operations Center. This would also include adding staff in the Fire, Police, Public Works, and Information Technology Departments to help support the additional facilities and expansions. Preliminary estimates for the operating and maintenance costs for the Measure T projects coming online during the forecast period ranges from approximately \$500,000 in 2022-2023 to \$15 million in 2026-2027 when the majority of the Measure T projects have been completed.

The preliminary annual operating and maintenance costs for Fire Station 32 and 36 (approximately \$5.0 million for each station), and the Police Training Center (\$1.6 million) and corresponding activation of the South San José Substation (\$2.1 million) will be brought forward for City Council certification prior to awarding a construction. In March 2008, the City Council approved Budget Principle #8 that states capital improvement projects “shall not proceed for projects with annual operating and maintenance costs exceeding \$100,000 in the General Fund without City Council certification that funding will be made available in the applicable year of the cost impact.” Annual costs for other Measure T projects such as the upgrades at the Police Headquarters will be brought forward as part of future budget processes once their scope has been refined.

Aside from the operating and maintenance costs, future funding is required to outfit the new facilities with the necessary furnishings, fixtures, and equipment (FF&E) – including new fire apparatus – that are not eligible to be paid with Measure T General Obligation bonds. Based on preliminary information, the FF&E for the fire stations, Police Training Facility and Academy, Police Hangar, 911 Call Center, and Emergency Operations Center is estimated to cost over \$11 million within the next five years. It is anticipated that refinements of these estimates, as well as determining funding for FF&E will be completed prior to bringing them forward for consideration by the City Council in any given year.

Staff recommends increasing the 2021-2022 budget for the Police Headquarters Infrastructure Upgrades by \$250,000 (from \$100,000 to \$350,000) to fund the replacement of the target system at the existing gun range at the Police Administration Building, since the current target system will be going out of commission. The total funding currently allocated for the Police Headquarters Infrastructure Upgrades is \$100,000 for feasibility and preparation work for project No additional operations and maintenance costs are expected from the upgraded system.

BUDGET REFERENCE

The table below identifies the fund and appropriation adjustments as recommended as part of this memorandum.

Fund #	Appn #	Appn Name	Total Appn	Amount of Recommendation	2021-2022 Adopted Capital Budget (Page)	Last Budget Action (Date, Ord./Reso No.)
498	417Q	Measure T – Police Headquarters Infrastructure Upgrades	\$63,000	\$250,000	Page 718	02/08/2022, Ord. No. 30717
498	8575	Measure T – Program Reserve (Public Safety)	\$4,950,000	(\$250,000)	Page 731	02/08/2022, Ord. No. 30717

HONORABLE MAYOR AND CITY COUNCIL

May 6, 2022

Subject: Status Report on the 2018 Ballot Measure T – The Disaster Preparedness, Public Safety and Infrastructure General Obligation Bond

Page 23

CEQA

Not a Project, File No. PP17 009, Staff Reports, Assessments, Annual Reports, and Informational Memos that involve no approvals of any City action.

/s/

MATT CANO

Director of Public Works



JIM SHANNON

Budget Director

For questions, please contact Katherine Brown, Deputy Director of Public Works, at (408) 795-1679.

Attachments:

A – San Jose Community Oversight Committee (COC) 2018 Measure T Disaster Preparedness, Public Safety, and Infrastructure Bond Program Annual Report FOR FISCAL YEAR 2020-2021

B – Project Implementation Schedules

C – City of San Jose 2020-2021 Local Streets Measure T Streets

D – 2023-2027 Proposed Capital Improvement Program – Measure T Fund

E – YTD Measure T Expenditures

TO: HONORABLE MAYOR
AND CITY COUNCIL

FROM:
Community Oversight
Committee for the Measure T:
Disaster Preparedness, Public
Safety, and Infrastructure
Bond Program.

DATE: 09 February 2022

**SUBJECT: San José Community Oversight Committee (COC) 2018 Measure T
Disaster Preparedness, Public Safety, and Infrastructure
Bond Program Annual Report FOR FISCAL YEAR 2020-2021**

Accept this Fiscal Year 2020-2021 Community Oversight Committee (COC) report on the Measure T Disaster Preparedness, Public Safety, and Infrastructure Bond Program proceeds and allocations and its findings and recommendations.

1. COC MAJOR FINDINGS

- The bond-issuance and expenditures are being carefully timed to ensure that the bond proceeds are spent in accordance with the IRS tax-exempt guidelines for municipal bonds. The bonds for \$440.5M have been issued against an approval of \$650M.
- The first project fully completed with Measure T funding came under budget by \$3,471,368. The project was to acquire a property within Coyote Valley and to demolish all the existing structures for Open Space Preservation. The property was purchased in FY 2019-20 and demolition work was completed in FY 2020-2021.
- The projects in all the five categories which are to be funded by Measure T funds: Traffic, Public Safety, Storm Sewer, Municipal Improvements and Parks & Community Facilities continue to make progress despite covid-19 lock downs.
- The 2020-2021 “Planned use of Funds” and the “Audited use of Funds” were \$168,788,000 and \$75,427,897, respectively. However, the Audited use of Funds amount can be (and is) less than the Planned use of funds for even a line item progressing perfectly on schedule. The Audited use of funds shows only the actual payments and does not include the amounts committed to vendors/contractors. A COC recommendation to explain this difference (and any negative impact) is included in section 2.
- Department of Public Works (DPW) plans to pave seventy-five miles of streets/roads every calendar year. Due to covid-19, only 166 (instead of 225) miles of roads/streets were paved since calendar year 2019. DPW is replanning the paving project to make-up for the shortage.
- The project to Convert Street lights to LED with Smart Controllers was made a two-phase (two touch) project. Phase I: Just convert to LED and Phase II: Add Smart Controllers to LED lights.
- DPW implemented most of the COC’s Recommendations contained in the COC’s FY 2019-2020 Report including building a Status web site. The details of COC’s recommendations and DPW’s

responses/implementation is available in The Director of Public Works Measure T, The Disaster Preparedness, Public Safety, and Infrastructure Bond Status Report, dated June 2, 2021, presented to council on June 15, 2021 (attachment 1).

2. RECOMMENDATIONS FOR IMPROVEMENTS

- To make clearer the progress of spending and the work item, COC recommended that DPW should report “Committed funds (value of contracts assigned)” in addition to the “Planned use of funds” and the “Audited use of Funds” for every item.
- To make reconciliation easier, DPW has agreed to accept COC’s recommendation of using the June 30 as the cut-off date for their future Mid-year reports starting with FY 2021-2022 to the City Council of the Disaster Preparedness, Public Safety, and Infrastructure Bond Program.

BACKGROUND/DETAILS

This report to the Mayor and Council provides the COC findings and recommendations for the Measure T Disaster Preparedness, Public Safety, and Infrastructure Bond Program for the period from July 1, 2020, through June 30, 2021.

On November 6, 2018, registered voters of the City of San José approved Measure T, the San José Public Safety, and Infrastructure Bonds, authorizing the issuance and sale of general obligation bonds (PSI Bonds) not to exceed \$650,000,000 to be used to fund the cost of land or improvement of land of, without limitation, the following categories of projects: Traffic, Public Safety, Storm Sewer, Municipal Improvements, and Parks & Community Facilities.

The COC was authorized because of the approved San José City’s Measure T bond measure that provided for Community Oversight of the expenditure of the bonds.

On June 18, 2019, the City Council approved the resolution establishing the size, composition, and specific responsibilities of the COC.

The Measure T Community Oversight Committee serves as an advisory committee to the City Council, with responsibilities to include the following: (1) Review the expenditure of Measure T funds to ascertain consistency with the voter approved purposes for the funds; (2) In connection with the review of Measure T expenditures, review and forward to the City Council an audit of the Measure T Bonds Financial Statements for the fiscal year ending June 30th as well as the Director of Finance’s annual report on the amount of Bonds issued and the amount of ad valorem tax collected for each prior fiscal year ending June 30th; and (3) Review the status of projects funded with Measure T funds and forward a status report on the pending Measure T projects to the City Council.

3. BOND PROCEEDS AND TAX EXEMPTION REQUIREMENTS

IRS rules require 85% of the bond proceeds for the Measure T projects must be expended within the three years of bond-issuance to remain tax exempt. As in 2022, the three-year window will be reached for the first bond-issuance, the DPW staff has been closely tracking Measure T expenditures to ensure the bond proceeds are spent in accordance with the IRS tax-exempt guidelines for municipal bonds. Table 3-1 provides the Measure T yearly bond history from 2018 through 2021.

Table 3-1. Measure T: Disaster Preparedness, Public Safety, and Infrastructure Bond Proceeds

2018	Bond Authorized	\$650.0 M
2019	Bond Issued	(\$239.9M)
2021	Bond Issued	(\$200.5M)
	Total Bonds Issued to date	(\$440.4M)

4. AUDITED USE OF FUNDS

San José City’s 2018 Measure T: Disaster Preparedness, Public Safety, and Infrastructure Bond Program Audited Use of Funds for FY 2019-2020 and 2020-2021 were \$52,200,772 and \$75,472,897, respectively. The funds were allocated and expended for each of the Measure T program categories as detailed in table 4-1.

Table 4-1. FY 2019-2020 & 2020-2021 Measure T: Disaster Preparedness, Public Safety, and Infrastructure Bond Program Audited Use of Funds

Measure T Program Category	FY 2019-2020 Measure T Audited Use of Funds (dollars)	FY 2020-2021 Measure T Audited Use of Funds (dollars)	Total FY 2019-2021 Measure T Audited Use of Funds (dollars)
Traffic	2,930,649	40,383,406	43,314,055
Public Safety	906,296	31,390,243	32,347,399
Storm Sewer	809,388	612,967	1,422,355
Municipal Improvements	47,494,159	3,036,312	50,530,471
Parks & Community Facilities	60,280	49,969	59,389
Total	52,200,772	75,472,897	127,673,669

5. COC COMMITTEE MEMBERSHIP

A list of the COC members serving during FY 2020-2021 is provided in table 5-1.

Table 5-1. COC Committee Members Serving During FY 2020-2021

Representing	Committee Member	Representing	Committee Member
D1	Gary Cunningham	D9	Shruti Chandrasekhar
D2	Carolyn Bauer	D10	Rich Giammona
D3	Open	Citywide (Labor)	Enrique Arguello
D4	Jai Srinivasan	Citywide (Business)	Open
D5	Ellen Talbo	Environmental Issues	Open

Table 5-1. COC Committee Members Serving During FY 2020-2021

Representing	Committee Member	Representing	Committee Member
D6	Nicholas Cochran**	Public Safety	Sean Kaldor
D7	Will Smith	Citywide (Finance/Accounting)	Arjun Batra*
D8	Open		

*Chair

**Vice Chair

6. COC MEETINGS

COC meetings were conducted in accordance with SJ City and Brown Act requirements. The Program Manager from the San José City Director of Public Works provided support for meeting logistics (Zoom calls), agendas, notices, and minutes. As a result of COVID-19 health requirements, all meetings were conducted electronically.

7. AUDITED DATA AND STATUS REPORT

The San José City Director of Public Works provided the COC with the following:

- The Director of Public Works Measure T, The Disaster Preparedness, Public Safety, and Infrastructure Bond Status Report, dated June 2, 2021 (Attachment 1).
- The FY 2020-2021 Measure T Independent Accountant's Report for the Period from July 1, 2020, through June 30, 2021. The report was prepared by Macias Gini & O'Connell LLP (Attachment 2).

8. OVERSIGHT METHODOLOGY

Measure T requires community oversight of the measure's bond proceeds. This includes reporting the measure's planned proceeds allocation, actual allocations, and the result of the expenditure.

The Director of Public Works Measure T, The Disaster Preparedness, Public Safety, and Infrastructure Bond Status Report, dated June 2, 2021, is used in the oversight process. The presentation report provides the status on budget, schedule, and results of the expenditures and is included as attachment 1.

The FY 2020-2021 Independent Accountant's Report detailing the audited use of funds is used in the oversight process and is included as attachment 2

9. OVERSIGHT PROJECT ITEM COMPARISON MATRIX AND ANALYSIS

A matrix of the project items was developed and compares those items with data provided in the reports cited in section 8, Oversight Methodology. The results of the comparisons form the findings for each of the project item's planned use of funds, audited use of funds, and the results or outcomes of the expenditures. The matrix is provided as attachment 3 to this report.

The matrix lists all projects, to be funded by Measure T by Measure T category, as rows and is aligned with the projects listed in attachments 1 and 2. For each project line item (matrix row) nine pieces of data are shown in the nine columns of the matrix described in Table 9.1. Some projects listed may not have had any planned effort for this fiscal year and are noted in the matrix.

Table 9-1. Title and Description of contents of each of the Nine Columns of the Comparison Matrix

Column#	Column Title	Description of contents of the column
0	Projects	Project item associated with each Measure T category
1	Project Location by Council Districts	The districts in which this line item is physically located or the districts either impacted by or benefitted from this item
2	2020-2021 Planned Use of Funds	Planned FY 2020-2021 funding for the item
3	2020-2021 Audited Use of Funds	Audited FY 2020-2021 funds used for the item
4	Total Audited Use of Funds as of June 30, 2021	Total of FY 2019-2020 and FY 2020-2021 Audited funds used for this item
5	Results of Expenditures	Provides details of the accomplishments of the expended funds for the line item
6	Initial Life of Project Total Estimated Expenditure	Provides Initial estimate of the Total Expenditure expected for completing line item
7	Revised Life of Project Total Estimated Expenditure	Provides Revised/New estimate of the Total Expenditure expected for completing line item
8	Potential Delta (Expected overrun /underrun)	Provides the estimate of the Expected Overrun /Underrun for completing this line item. It is the difference between "Initial" and "Revised" Life of Project Total Estimated Expenditure

10. OBSERVATIONS/COMMENTS

COC acknowledges the cooperation of the Director of Public Works' group. Special thanks to Aziza Amiri, Program Manager, for her excellent support to the COC.

The COC in FY 2020-2021 oversight committee was able to leverage the methodology and report format developed by the COC in FY 2019-2020.

The Chair and Vice Chair recognize the COC volunteer members for their contribution to this worthy cause.

Attachments:

1. The Director of Public Works Measure T, The Disaster Preparedness, Public Safety, and Infrastructure Bond Status Report, dated June 2, 2021

2. FY 2020-2021 Independent Accountant's Report Statement of Revenues, Expenditures, and Change in Fund Balance by Fiscal Year for the Period from July 1,2020 through June 30, 2021
3. FY 2020-2021 COC Oversight Project Item Comparison Matrix

Measure T Public Safety and Infrastructure Bond Fund Planned and Audited Use of Funds FY2020-FY2021

Projects ⁰	Project Location by Council Districts ¹	2020-2021 Planned Use of Funds ²	2020-2021 Audited Use of Funds ³	Total Audited Use of Funds as of June 30, 2021 ⁴	Results of Expenditures ⁵	Initial Life of Project Total Estimated Expenditure ⁶	Revised Life of Project Total Estimated Expenditure ⁷	Potential Delta (expected overrun/underrun) ⁸
1. Traffic								
1.1 Bridges	CW	\$7,977,000	\$679,065	\$1,502,646	Staff programmed to rehabilitate at least 45 bridges to leverage other grant opportunities. However, only 27 bridges were rehabed. This is because majority of City's bridges no longer qualified under the grant requirements. Staff is determining a new strategy to use the funding to leverage other grants.	\$ 19,977,000	\$ 19,977,000	\$ -
1.2 Pavement Maintenance	CW	\$57,500,000	\$38,809,769	\$40,291,222	Staff programmed 75 miles of local streets to be resurfaced every calendar year starting 2019. Therefore by June 30, 2021, it was programmed to complete 185 miles. Roughly 93 miles of local streets were resurfaced during FY 20/21 with a total of 166 completed as of June 30, 2021. Staff had an initial delay start but is working on catching up by resurfacing more miles every calendar year.	\$ 300,000,000	\$ 300,000,000	\$ -
1.3 LED Streetlight Conversion	CW	\$10,058,000	\$873,614	\$1,394,222	Staff anticipated to convert 3,500 streetlights and purchase 27,000 controllers. Staff converted 3,500 streetlights as planned. However, Staff has identified other safety concerns regarding missing ground wires that need to be addressed first before purchasing controllers. Therefore, the controller procurement is on hold.	\$ 12,792,000	\$ 12,792,000	\$ -
1.4 Admin – Traffic	N/A	\$21,000	\$20,958	\$125,965	Administration costs	\$ 231,000	\$ 231,000	\$ -
1.5 Admin Reserve – Traffic	N/A	\$ 108,000	\$ -	\$ -				\$ -
Total Traffic		\$ 75,664,000	\$ 40,383,406	\$ 43,314,055		\$ 333,000,000	\$ 333,000,000	\$ -
								\$ -
2. Public Safety								\$ -
2.1 Fire Station 37	6	\$6,482,000	\$1,823,256	\$1,857,312	The planned use of funds associated with this project is the encumbered construction contract amount for the construction of Fire Station 37. The project is in construction and on schedule to be completed early 2022 as detailed in the dated June 2, 2021 Measure T Status Report with additional expenditures for construction occurring in FY 21/22.	\$ 6,622,000	\$ 6,622,000	\$ -

Measure T Public Safety and Infrastructure Bond Fund Planned and Audited Use of Funds FY2020-FY2021

Projects ⁰	Project Location by Council Districts ¹	2020-2021 Planned Use of Funds ²	2020-2021 Audited Use of Funds ³	Total Audited Use of Funds as of June 30, 2021 ⁴	Results of Expenditures ⁵	Initial Life of Project Total Estimated Expenditure ⁶	Revised Life of Project Total Estimated Expenditure ⁷	Potential Delta (expected overrun/underrun) ⁸
2.2 Fire Station 8 Relocation	3	\$6,242,000	\$2,472,973	\$2,536,476	Staff planned to purchase the property during FY 20/21. The purchase of the property was completed for the 601 E. Santa Clara and purchased at \$1.5M less than expected. However, design contract was not awarded in time.	\$ 16,162,000	\$ 16,162,000	\$ -
2.3 Fire Station 23 Relocation	4	\$1,660,000	\$25,855	\$35,057	Staff planned to spend funding to find the ideal location to meet Fire's response time. Due to the limited real estate available that meet the necessary criteria, Staff spent less than needed in their research.	\$ 16,655,000	\$ 16,655,000	\$ -
2.4 New Fire Station 32	7	\$6,238,000	\$138,401	\$178,717	Staff planned to purchase a property during FY 20/21. Staff prepared the purchase agreement for 1138 Olinger Court and purchased the property in August after the close of the fiscal year in June. The project is still on schedule.	\$ 16,088,000	\$ 16,088,000	\$ -
2.5 New Fire Station 36	7	\$1,452,000	\$78,384	\$86,370	Staff planned to spend funding to perform site investigations and feasibility for a potential site at the intersection of Capitol Expressway and Tuers Road. Feasibility study was completed under budget.	\$ 16,576,000	\$ 16,576,000	\$ -
2.6 Fire Station 20	CW	\$ 4,486,000	\$ 3,774,693	\$ 3,774,693	Staff planned to complete 25% of the construction and has accomplished that during FY 20/21. Project is on schedule to be completed by January 2022 and is planned to come in budget.	\$ 4,486,000	\$ 4,486,000	\$ -
2.7 Emergency Ops Ctr. Relocation (EOC)	CW	\$23,794,000	\$3,665,164	\$3,747,510	The planned use of funds associated with this project is the encumbered construction contract amount for the construction of EOC. The project is still on schedule to be completed end of 2022 as detailed in the dated June 2, 2021 Measure T Status Report with additional expenditures on the construction occurring in FY 21/22.	\$ 23,894,000	\$ 23,894,000	\$ -
2.8 Police Training Ctr. Relocation	CW	\$22,722,000	\$18,620,490	\$18,892,060	Staff planned to purchase the property during FY 20/21. The purchase of the property was completed for the 300 Enzo site on schedule and came under budget.	\$ 44,372,000	\$ 44,372,000	\$ -

Measure T Public Safety and Infrastructure Bond Fund Planned and Audited Use of Funds FY2020-FY2021

Projects ⁰	Project Location by Council Districts ¹	2020-2021 Planned Use of Funds ²	2020-2021 Audited Use of Funds ³	Total Audited Use of Funds as of June 30, 2021 ⁴	Results of Expenditures ⁵	Initial Life of Project Total Estimated Expenditure ⁶	Revised Life of Project Total Estimated Expenditure ⁷	Potential Delta (expected overrun/underrun) ⁸
2.9 Police Air Support Unit Hangar	CW	\$10,059,000	\$138,608	\$202,451	Project was planned to be a joint project with the Airport Facilities Building relocation but due to COVID impacts to the airline industry, the entire project was put on hold. The Police Air Support Unit Hanger project will continue to move forward on a separate path with staff planning to start design in FY 21-22 as detailed in the June 2, 2021 Measure T Status Report	\$ 10,148,000	\$ 10,148,000	\$ -
2.10 Public Safety Reserve	N/A	\$ 877,000	\$ -	\$ -	Additional funding was earmarked from the reserve in case funding was needed for any of the public safety projects.	\$ 29,617,000	\$ 29,617,000	\$ -
2.11 Future 911 Call Center Upgrade	CW	\$265,000	\$37,016	\$54,893	Cost associated with staff time to define project scope. Project is still anticipated to start construction once the EOC has successfully moved to the new building. Once project scope is identified and budgeted, funding will come from the Public Safety Reserve.	\$ 245,000	\$ 245,000	\$ -
2.12 Future PD Headquarters Upgrade	CW	\$20,000	\$19,431	\$27,663	Staff planned to use the funding to start scoping out potential projects. Staff used the funding as planned. Scoping activities will continue in FY 21/22. Once project scope is identified and budgeted, funding will come from the Public Safety Reserve.	\$ 30,000	\$ 30,000	\$ -
2.13 Public Art – Public Safety	N/A	\$557,000	\$225,060	\$275,920	Funding to cover the public art requirement for this bond	\$ 1,561,000	\$ 1,561,000	\$ -
2.14 Admin – Public Safety	N/A	\$417,000	\$370,912	\$678,277	Administration costs	\$ 2,883,000	\$ 2,883,000	\$ -
2.15 Admin Reserve – Public Safety	N/A	701,000	\$ -	\$ -				
Total Public Safety		\$ 85,972,000	\$ 31,390,243	\$ 32,347,399		\$ 186,339,000	\$ 186,339,000	
3. Storm Sewer								
3.1 Charcot Pump Station	4	\$1,364,000	\$154,206	\$476,628	Staff planned to execute a Consultant Agreement to start the design. The planned use of funds associated with this project is the encumbered consultant costs for the design of this project. Staff used the funding as planned.	\$ 28,268,000	\$ 28,268,000	\$ -
3.2 Clean Water Projects	CW	\$518,000	\$425,697	\$881,249	Staff planned to use the funding to develop a priority list of potential projects and used the funding as planned. Final project list will be determined during FY 21/22	\$ 24,443,000	\$ 24,443,000	\$ -
3.3 Public Art – Storm Sewer	N/A	\$26,000	\$4,896	\$5,858	Funding to cover the public art requirement for this bond	\$ 451,000	\$ 451,000	\$ -
3.4 Admin – Storm Sewer	N/A	\$29,000	\$28,168	\$58,620	Administration costs	\$ 938,000	\$ 938,000	\$ -
3.5 Admin Reserve – Storm Sewer	N/A	-	-	-				

Measure T Public Safety and Infrastructure Bond Fund Planned and Audited Use of Funds FY2020-FY2021

Projects ⁰	Project Location by Council Districts ¹	2020-2021 Planned Use of Funds ²	2020-2021 Audited Use of Funds ³	Total Audited Use of Funds as of June 30, 2021 ⁴	Results of Expenditures ⁵	Initial Life of Project Total Estimated Expenditure ⁶	Revised Life of Project Total Estimated Expenditure ⁷	Potential Delta (expected overrun/underrun) ⁸
Total Storm Sewer		\$ 1,937,000	\$ 612,967	\$ 1,422,355		\$ 54,100,000	\$ 54,100,000	\$ -
								\$ -
4. Municipal Improvements								\$ -
4.1 City Facilities LED Lighting	CW	\$3,810,000	\$2,564,706	\$3,950,409	Staff planned to convert approx 3,000 fixtures (prioritizing parks and trails) to LED and to purchase controllers. Staff was able to complete the conversions as planned but experienced delays in the purchase of the controllers due to potential programmatic changes.	\$ 6,890,000	\$ 6,890,000	\$ -
4.2 Critical Infrastructure	N/A	\$ -	\$ -	\$ -		\$ 4,925,000	\$ 4,925,000	\$ -
4.3 Admin – Muni Improvements	N/A	\$21,000	\$20,512	\$51,430	Administration costs	\$ 185,000	\$ 185,000	\$ -
Admin Reserve – Muni Improvements	N/A	\$ 34,000	\$ -	\$ -				
4.4 Environment Protection	2	\$875,000	\$451,094	\$46,528,632	Staff planned to complete the demolition of existing structures on the acquired open space property within Coyote Valley purchased last fiscal year. Project is complete and came in under budget.	\$ 50,000,000	\$ 46,528,632	\$ (3,471,368)
Total Municipal Improvements		\$ 4,740,000	\$ 3,036,312	\$ 50,530,471		\$ 62,000,000	\$ 58,528,632	\$ (3,471,368)
5. Parks & Community Facilities								
5.1 Community Centers/Emergency Shelters	CW	\$464,000	\$45,064	\$51,471	Staff planned to use funding to scope the program and develop the needs for each facility. Staff was able to identify ten community centers (one in each council district) and was able to complete the scoping under budget. The scoping is detailed in the dated June 2, 2021 Measure T Status Report. Staff plans on proceeding with design in FY 21/22	\$ 12,629,000	\$ 12,629,000	
5.2 Public Art – Parks	N/A	\$4,000				\$ 126,000	\$ 126,000	
5.3 Admin – Parks	N/A	\$7,000	\$4,905	\$7,918	Administration costs	\$ 195,000	\$ 195,000	
Admin Reserve Parks	N/A	\$ -						
Total Parks & Community Facilities		\$ 475,000	\$ 49,969	\$ 59,389		\$ 12,950,000	\$ 12,950,000	
Total Planned Expenditures		\$ 168,788,000				\$ 648,389,000	\$ 644,917,632	
Total Audited Use of Funds			\$ 75,472,897	\$ 127,673,669				
Ending Fund Balance								

Sources

⁰ Project name / description

¹ Within the project dashboard located in the Construction Projects and Record Search on the City's website

² Located in the Adopted Capital Budget under the Measure T 5-year source and use

Measure T Public Safety and Infrastructure Bond Fund Planned and Audited Use of Funds FY2020-FY2021

Projects ⁰	Project Location by Council Districts ¹	2020-2021 Planned Use of Funds ²	2020-2021 Audited Use of Funds ³	Total Audited Use of Funds as of June 30, 2021 ⁴	Results of Expenditures ⁵	Initial Life of Project Total Estimated Expenditure ⁶	Revised Life of Project Total Estimated Expenditure ⁷	Potential Delta (expected overrun/underrun) ⁸
-----------------------	--	---	---	---	--------------------------------------	--	--	---

³ Auditor's Report ending June 30, 2021

⁴ Total expenditures from 2020 and 2021 from the Auditor's Report

⁵ Information from the Measure T Status Report to Council dated June 2, 2021






⁶ Original budget identified for the project and does not change

⁷ Revised budgets and estimates to complete the project

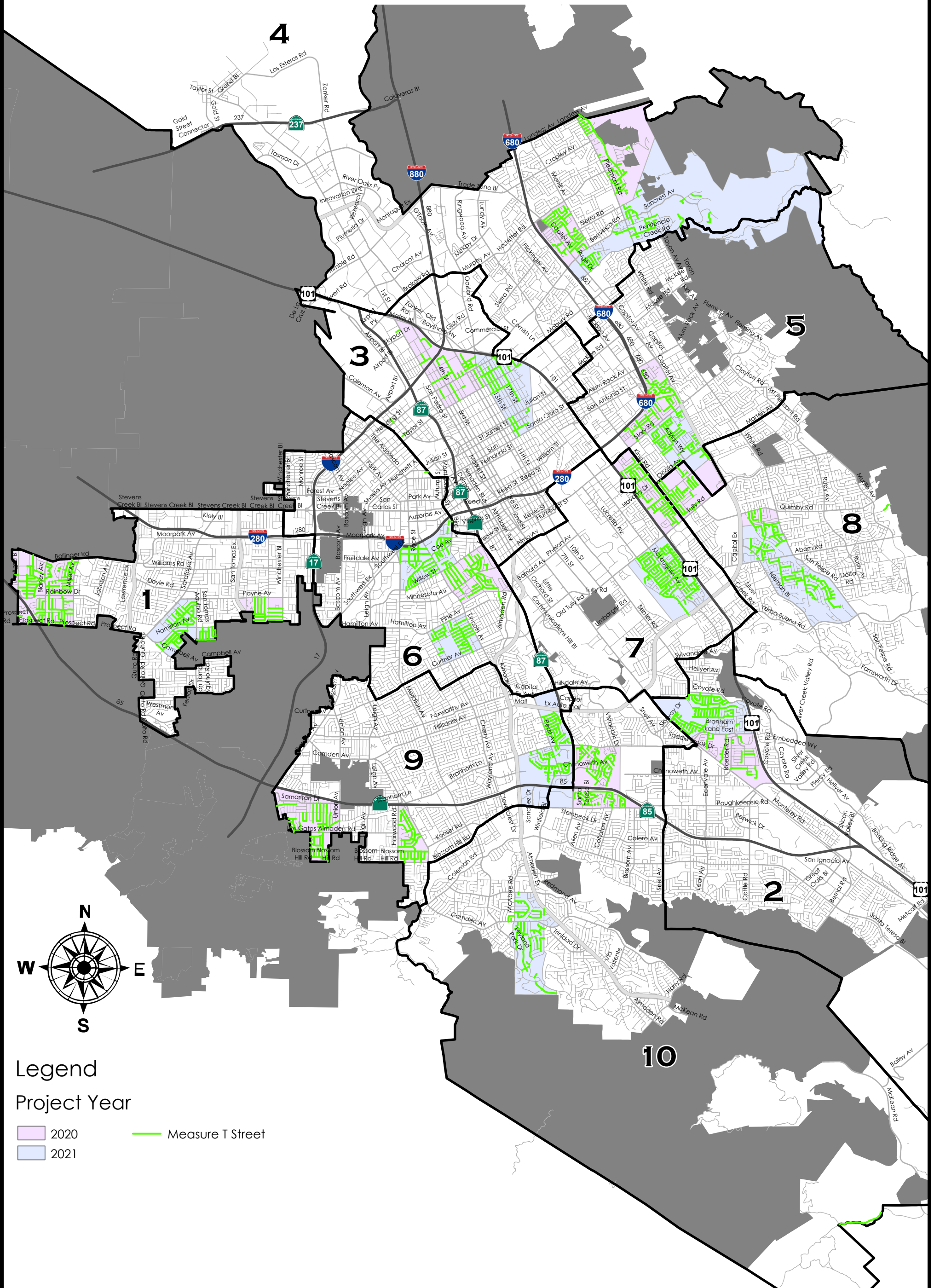
⁸ Expected Overrun/underrun (Difference between column# 6 and Column# 7)

MEASURE T Project Schedules

Bond Project List Category	Proposed Projects Scope and Locations	2021	2022	2023	2024	2025	2026	2027
Street Repair	388 Miles of Street Repair (approx. 58 mi./year)	█	█	█	█	█	█	█
Police/Fire/Emergency Operations Center	Fire Station No. 37 - New	█	█					
	Fire Station No. 8 - Relocated	█	█	█	█			
	Fire Station No. 32 - New	█	█	█	█			
	Fire Station No. 23 - Relocated	█	█	█	█	█		
	Fire Station No. 36 - New	█	█	█	█	█		
	Various Fire Stations - Rehabilitation	█	█	█	█			
	911 Center - Upgraded/New	█	█	█	█			
	Emer. Operations Ctr. - Upgraded/New	█	█	█				
	Police Headquarters - Infrastructure needs	█	█	█				
	Police Dept. Training Center - New/Relocated from South Substation	█	█	█	█			
Police Dept. Air Support Unit Hangar - New at Airport	█	█	█	█				
Environmental Protection Projects	Flood Control, open space and environmental protection of lands such as Coyote Valley							
Storm System Conveyance & Flood Prevention Projects	Charcot Area Storm Drain Improvement		█	█	█	█		
Clean Water Projects	River Oaks Regional Stormwater Capture Project		█	█	█			
	Provide clean water to our Bays and beautify existing City owned open space.	█	█	█				
Bridges - Seismic Repairs	Various bridge overpasses to be seismically retrofitted or repaired.		█	█	█			
LED Lighting - Streetlights	Replacement of both standard and decorative streetlights to LEDs to reduce ongoing General Fund impacts.		█	█	█			
LED Lighting - City Facilities	Replacement of outdoor lights in city facilities to reduce ongoing General Fund impacts.		█	█	█			
Public Safety Parks/Community Center Facility Improvements	Upgrading community centers/emergency shelters and parks facilities to support public safety.	█	█	█				
Other Priority Critical Infrastructure	Priority Critical Infrastructure repairs to reduce ongoing General Fund impacts							

	PROJECT SELECTION PROCESS AND IDENTIFICATION: Evaluation and Prioritization of Options
	SCOPING/CEQA/PROPERTY ACQUISITION: Consultant Selection, Programming/Feasibility and Environmental
	DESIGN: Consultant Selection, Design and Bid/Award
	CONSTRUCTION: Construction, Commissioning, Beneficial Use / Occupancy, Acceptance
	ON HOLD: Due to COVID-19

CITY OF SAN JOSE 2020 - 2021 LOCAL STREETS MEASURE T STREETS



Legend

Project Year

- 2020
- 2021
- Measure T Street

CITY OF SAN JOSE
2023-2027 PROPOSED CAPITAL IMPROVEMENT PROGRAM
Measure T Public Safety and Infrastructure Bond Fund (498)

STATEMENT OF SOURCE AND USE OF FUNDS

Program	2022-2023	2023-2024	2024-2025	2025-2026	2026-2027	5-Year Total
SOURCE OF FUNDS						
Beginning Balance*	\$213,927,000	\$39,836,000	\$56,831,000	\$3,200,000	\$40,688,000	\$213,927,000
Replenish Funds for Fire Station 20**		2,300,000				2,300,000
Financing Proceeds						
Traffic		84,000,000		75,000,000		159,000,000
Public Safety		16,822,000				16,822,000
Storm Sewer		15,700,000				15,700,000
Municipal Improvements		5,000,000				5,000,000
Parks & Community Facilities		6,000,000				6,000,000
Total Financing Proceeds		\$127,522,000		\$75,000,000		\$202,522,000
Total Sources	\$213,927,000	\$169,658,000	\$56,831,000	\$78,200,000	\$40,688,000	\$418,749,000
USE OF FUNDS						
Traffic						
Bridges	\$8,000,000	\$3,000,000	\$4,000,000			\$15,000,000
Pavement Maintenance	53,500,000	37,500,000	37,500,000	37,500,000	37,500,000	203,500,000
LED Streetlight Conversion	5,000,000	3,528,000				8,528,000
Admin – Traffic	31,000					31,000
Admin Reserve – Traffic	93,000					93,000
Total Traffic	\$66,624,000	\$44,028,000	\$41,500,000	\$37,500,000	\$37,500,000	\$227,152,000
Public Safety						
Fire Station 8 Relocation	\$14,000,000	\$408,000	\$383,000			\$14,791,000
Fire Station 23 Relocation	5,383,000	9,999,000	993,000			16,375,000
New Fire Station 32	10,007,000	566,000	382,000			10,955,000
New Fire Station 36	1,212,000	13,874,000	386,000			15,472,000
Emergency Operations Center Relocation	3,288,000					3,288,000
Police Training Center Relocation	26,006,000	1,765,000	386,000			28,157,000
Police Air Support Unit Hangar	8,400,000	100,000				8,500,000
911 Call Center Upgrades	1,978,000	198,000				2,176,000
Police Department Headquarters Upgrades	1,010,000					1,010,000
Public Safety Reserves	3,700,000	9,782,000	650,000			14,132,000
Public Art - Public Safety	406,000	222,000	22,000			650,000
Admin WC - Public Safety	411,000	12,000				423,000
Admin Reserve - Public Safety	1,388,000					1,388,000
Total Public Safety	\$77,189,000	\$36,926,000	\$3,202,000			\$117,317,000
Storm Sewer						
Charcot Pump Station	\$14,016,000	\$10,988,000	\$392,000			\$25,396,000
Clean Water Projects	7,007,000	10,546,000	4,949,000			22,502,000
Public Art – Storm Sewer	17,000	118,000	51,000			186,000
Admin – Storm Sewer	31,000	33,000				64,000
Admin Reserve – Storm Sewer	492,000					492,000
Total Storm Sewer	\$21,563,000	\$21,685,000	\$5,392,000			\$48,640,000
Municipal Improvements						
Environmental Protection Projects	\$400,000	\$2,800,000				\$3,200,000
City Facilities LED Lighting	2,200,000					2,200,000
Critical Infrastructure		2,955,000	1,970,000			4,925,000
Admin – Muni Improvements	6,000					6,000
Admin Reserve – Muni Improvements	96,000					96,000
Total Municipal Improvements	\$2,702,000	\$5,755,000	\$1,970,000			\$10,427,000

CITY OF SAN JOSE
2023-2027 PROPOSED CAPITAL IMPROVEMENT PROGRAM
Measure T Public Safety and Infrastructure Bond Fund (498)

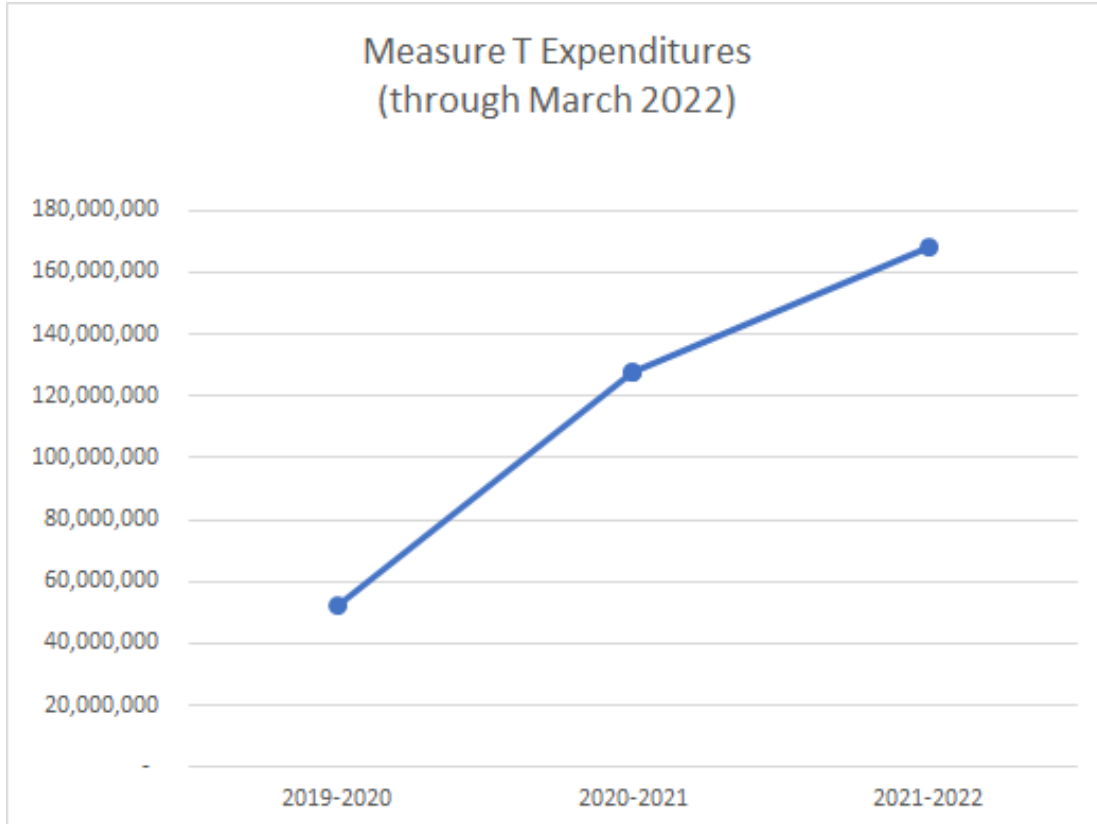
STATEMENT OF SOURCE AND USE OF FUNDS

Program	2022-2023	2023-2024	2024-2025	2025-2026	2026-2027	5-Year Total
USE OF FUNDS						
<u>Parks & Community Facilities</u>						
Community Centers/Emergency Shelters	\$5,905,000	\$4,306,000	\$1,515,000	\$12,000		\$11,738,000
Public Art – Parks	55,000	44,000	15,000			114,000
Admin – Parks	41,000	28,000	29,000			98,000
Admin Reserve Parks	12,000	55,000	8,000			75,000
Total Parks & Community Facilities	\$6,013,000	\$4,433,000	\$1,567,000	\$12,000		\$12,025,000
Total Expenditures	\$174,091,000	\$112,827,000	\$53,631,000	\$37,512,000	\$37,500,000	\$415,561,000
Ending Fund Balance***	\$39,836,000	\$56,831,000	\$3,200,000	\$40,688,000	\$3,188,000	\$3,188,000
Total Uses	\$213,927,000	\$169,658,000	\$56,831,000	\$78,200,000	\$40,688,000	\$418,749,000

* The 2022-2023 through 2025-2026 Beginning Fund Balances are excluded from the FIVE-YEAR TOTAL SOURCE OF FUNDS to avoid multiple counting of the same funds.

** Measure T Public Safety and Infrastructure Bond funds (\$4.6 million) have been used for the reconstruction and expansion of Fire Station 20, which was not part of the original list of projects identified to be funded through Measure T. The transfer of \$2.3 million from the General Fund is included in the 2021-22 Adopted Capital Budget to partially replenish funding for Fire Station 20. Additional \$2.3 million will need to be identified as part of future budget cycles from eligible funding sources.

*** The 2021-2022 through 2024-2025 Ending Fund Balances are excluded from the FIVE-YEAR TOTAL USE OF FUNDS to avoid multiple counting of the same funds.



*Totals above do not include any encumbrances.