

NEIGHBORHOOD SERVICES AND EDUCATION COMMITTEE

FY 2017–18 Homeless Annual Report & Homeless Emergency Aid Program

November 8, 2018

Kelly Hemphill
Ragan Henninger



2017 San José Homeless Census & Survey

- **4,350**
homeless
individuals
- **74%**
unsheltered

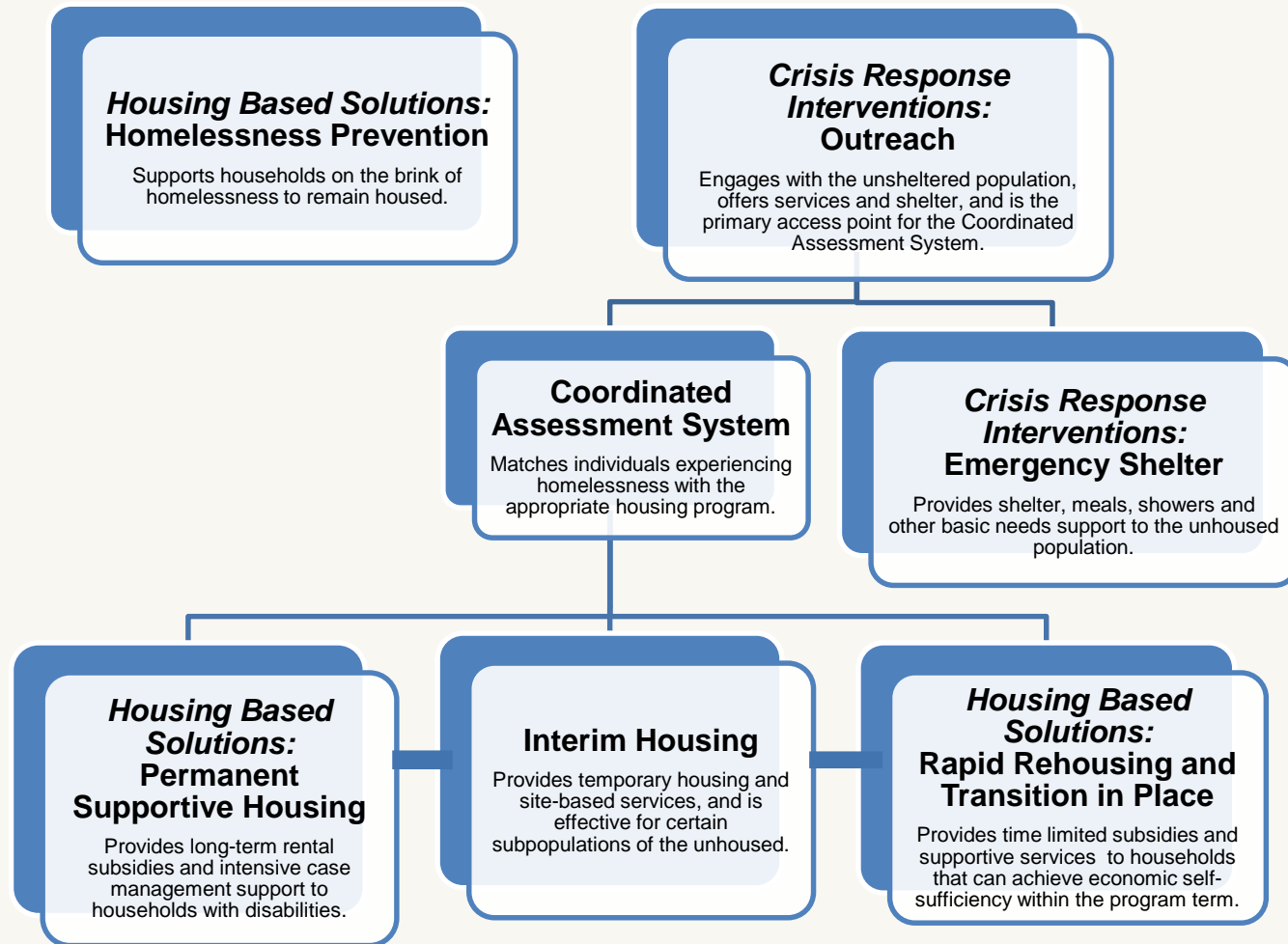


City of San José Homeless Strategies

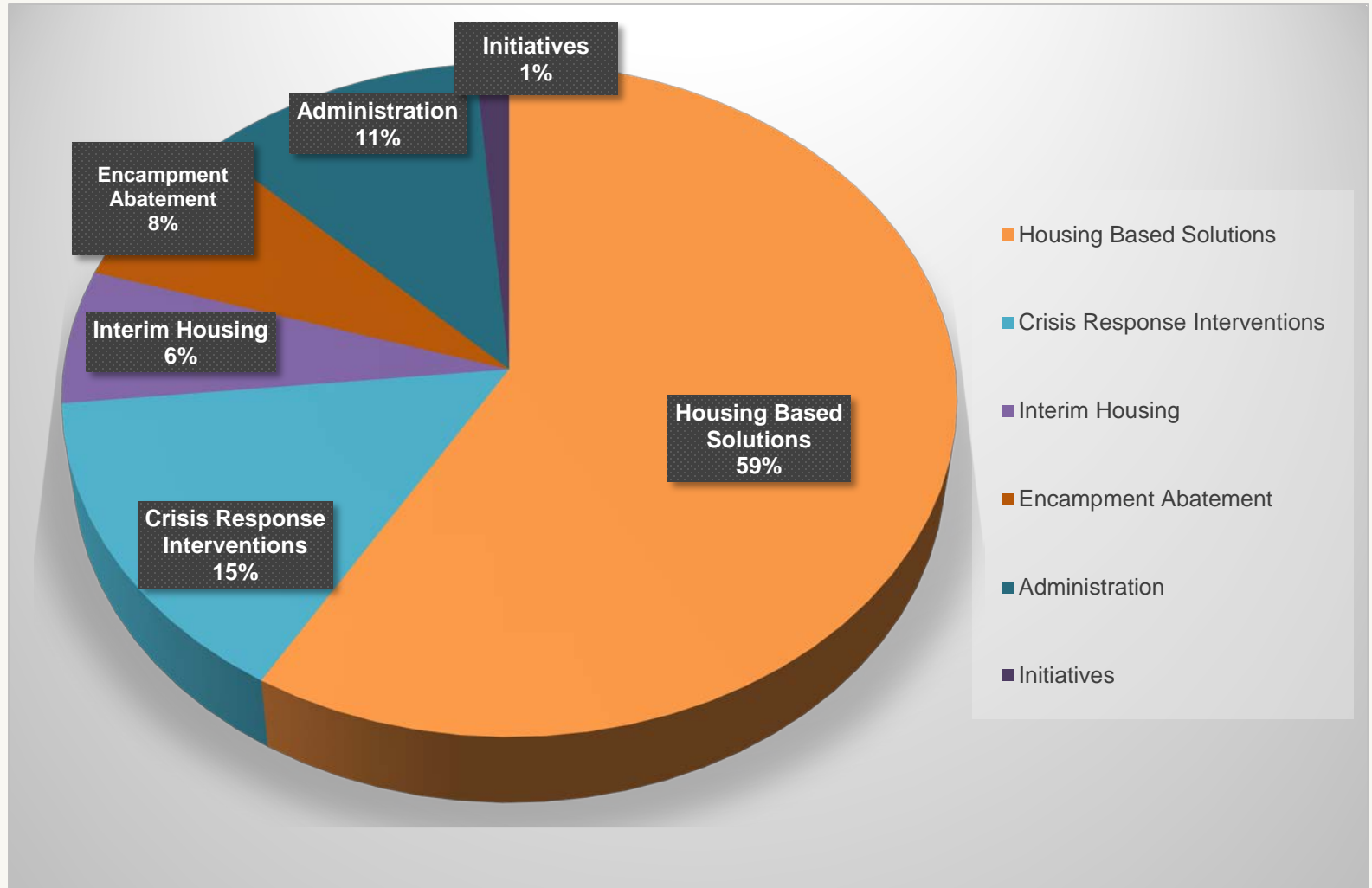


- Housing Based Solutions
- Interim Housing
- Crisis Response Interventions

Homeless Strategies Flow



Expenditures FY 2017-18



Local CoC Benchmarks for Performance

- 95% of housed participants in Permanent Supportive Housing Programs will remain housed for at least 12 months.
- 95% of participants will exit Rapid Rehousing Programs to permanent housing destinations.
- 2% of participants in Rapid Rehousing Programs who are placed in permanent housing destinations will exit to homelessness.
- 20% of clients served through street outreach will exit to permanent or temporary (emergency, transitional or institutional) destinations.

HOUSING BASED SOLUTIONS

- Homeless Prevention

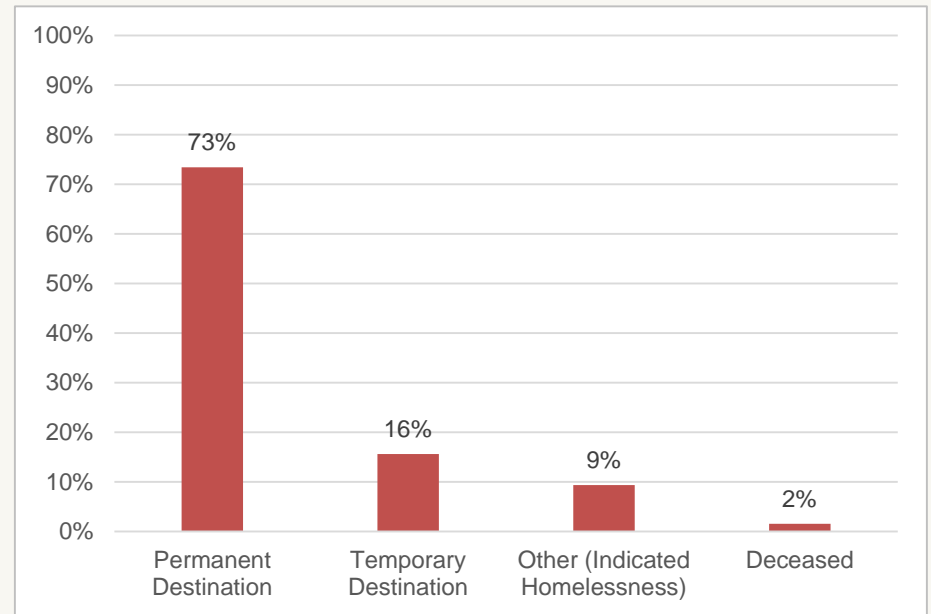
71 families assisted

- Rental Subsidies

73 individuals housed; **97%** success rate

162 households housed; **41** successfully exited

Exit Destinations for City-funded Rapid Rehousing Programs



HOUSING BASED SOLUTIONS

- Supportive Services

153 stably housed; **93%** success rate

- Affordable Housing Developments

87 affordable units for Rapid Rehousing

589 NEW PSH units



INTERIM HOUSING

- Plaza Hotel
- 500 new housing opportunities County-wide by 2020



CRISIS RESPONSE INTERVENTIONS

- Outreach

326 people housed

- Emergency Shelter


450 people accessed shelter

- Mobile Hygiene

956 showers and laundry services

- Homeless Concerns Hotline

5,100 calls/emails



ENCAMPMENT ABATEMENT

628 encampment locations abated

955 tons of debris removed



Looking Ahead: HOMELESS EMERGENCY AID PROGRAM

- Housing Based Solutions:
 - Operating expenses for emergency and interim housing solutions
 - Capital expenses for emergency and interim housing solutions
 - Prevention and diversion from shelters
- Crisis Response Interventions:
 - Operating expenses for essential services
 - Capital expenses for essential services

HOMELESS EMERGENCY AID PROGRAM: Proposed Expenditure Plan

Housing Based Solutions	Estimated Costs
Operating for Interim Housing	\$5,000,000
Prevention	\$5,300,000
Crisis Response Interventions	Estimated Costs
Operating for Essential Services	\$500,000
Capital for Essential Services	\$500,000
TOTAL ESTIMATED COSTS	\$11,300,000



Neighborhood Services and Education Committee

DISCUSSION:

What is the City Council's priority for the HEAP funding?

1. Prioritize housing based strategies that are service rich but are likely smaller scale?

OR

2. Prioritize crisis intervention services that are not service rich but serve greater number of people?

Neighborhood Services and Education Committee

Recommendation:

- Accept the annual homeless report and discuss the proposed community-wide funding priorities and expenditure plan for HEAP.

- This item will be taken to City Council on November 27, 2018.