

# **Police Department Operations and Performance Quarterly Status Report**

**Public Safety, Finance and Strategic Support Committee**

**March 20, 2025  
Agenda Item (d)3.**



**Lt. Paul Hamblin, Research and Development  
San Jose Police Department**



# Today's Topics

## CITYWIDE CRIME STATS

## OTHER MATTERS OF INTEREST

- REDISTRICTING UPDATE
- PLANNING FOR CINCO DE MAYO 2025



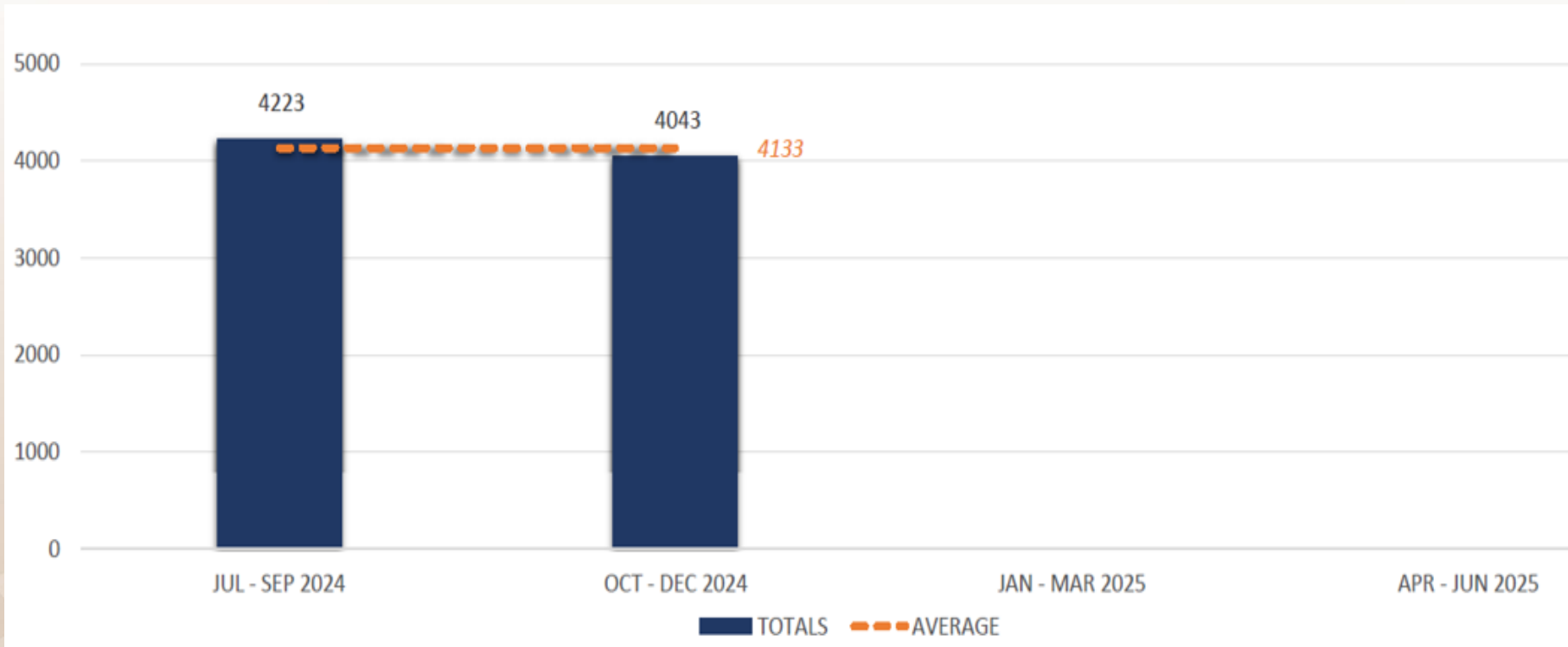
# National Incident-Based Crime Reporting System (NIBRS)

- April 4, 2023: The Department switched NIBRS from FBI's Uniform Crime Reporting
- NIBRS is a far more comprehensive reporting system with a larger number of crime types
- NIBRS collects data on the top 10 offenses per incident, not just the most serious one in the UCR hierarchy
- NIBRS collects data on event, victim, offender, and crime characteristics
- Comparing current data to pre-April 2023 data is misleading
- Current best practice is to compare quarter to quarter



# NIBRS Crime Statistics

## Crimes Against Persons - Quarterly Comparison



# NIBRS Crime Statistics

## Crimes Against Persons

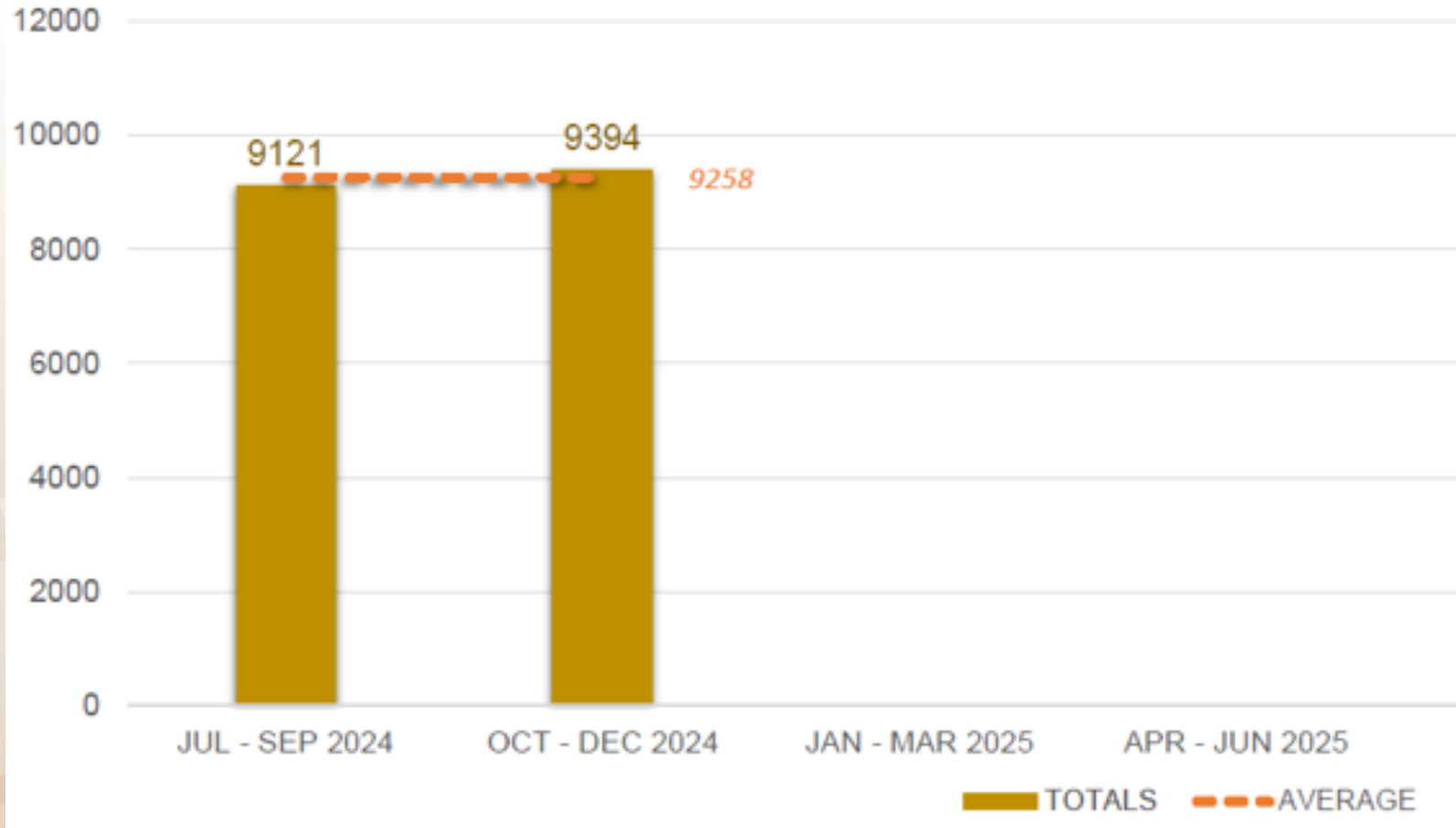
GROUP A OFFENSES	2024		2025	
	JUL - SEP	OCT - DEC	JAN - MAR	APR - JUN
Murder	7	4		
Manslaughter	0	0		
Rape	118	116		
Aggravated Assault	974	949		
Simple Assault	2286	2246		
Intimidation	441	380		
Human Trafficking	19	10		
Kidnapping/Abduction	85	73		
Sex Offenses (All Other)	293	265		
TOTAL	4223	4043		

GROUP A OFFENSES	FY 2024 - 2025		
	OCT - DEC vs JUL - SEP 2024	JAN - MAR 2025 vs OCT - DEC 2024	APR - JUN vs JAN - MAR 2025
Murder	-42.9%		
Manslaughter	NC		
Rape	-1.7%		
Aggravated Assault	-2.6%		
Simple Assault	-1.7%		
Intimidation	-13.8%		
Human Trafficking	-47.4%		
Kidnapping/Abduction	-14.1%		
Sex Offenses (All Other)	-9.6%		
TOTAL	-4.3%		



# NIBRS Crime Statistics

## Crimes Against Property - Quarterly Comparison



# NIBRS Crime Statistics

## Crimes Against Property

GROUP A OFFENSES		2024		2025	
		JUL - SEP	OCT - DEC	JAN - MAR	APR - JUN
CRIMES AGAINST PROPERTY	Robbery	390	336		
	Burglary	985	1021		
	Larceny/Theft Offenses	3658	4194		
	Motor Vehicle Theft	1411	1408		
	Arson	44	23		
	Bribery	0	0		
	Counterfeiting/Forgery	86	74		
	Destruction/Damage/Vandalism	1478	1375		
	Embezzlement	23	8		
	Stolen Property Offenses	132	92		
	Extortion/Blackmail	21	20		
	Fraud Offenses	893	843		
TOTAL		9121	9394		

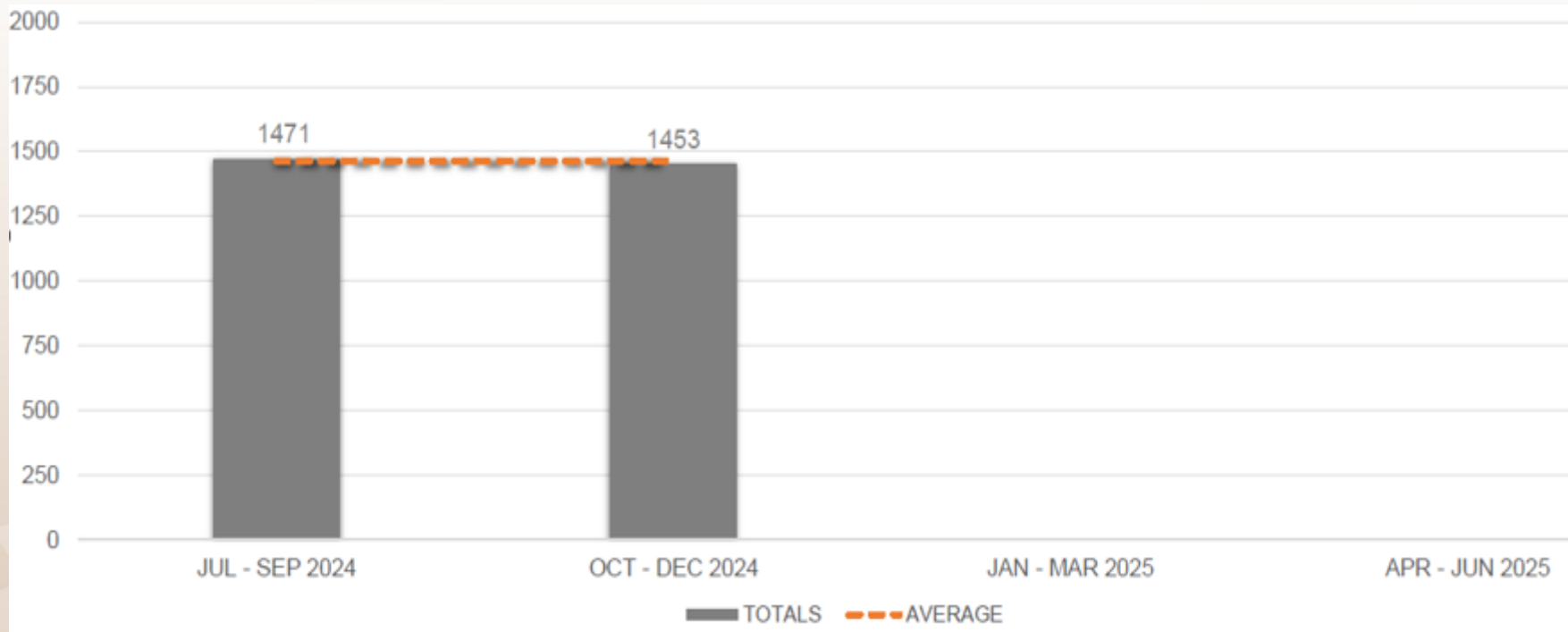
  

GROUP A OFFENSES		FY 2024 - 2025		
		OCT - DEC vs JUL - SEP 2024	JAN - MAR 2025 vs OCT - DEC 2024	APR - JUN vs JAN - MAR 2025
CRIMES AGAINST PROPERTY	Robbery	-13.8%		
	Burglary	3.7%		
	Larceny/Theft Offenses	14.7%		
	Motor Vehicle Theft	-0.2%		
	Arson	-47.7%		
	Bribery	NC		
	Counterfeiting/Forgery	-14.0%		
	Destruction/Damage/Vandalism	-7.0%		
	Embezzlement	-65.2%		
	Stolen Property Offenses	-30.3%		
	Extortion/Blackmail	-4.8%		
	Fraud Offenses	-5.6%		
TOTAL		3.0%		



# NIBRS Crime Statistics

## Crimes Against Society - Quarterly Comparison





# NIBRS Crime Statistics

## Crimes Against Society

CRIMES AGAINST SOCIETY	GROUP A OFFENSES	2024		2025	
		JUL - SEP	OCT - DEC	JAN - MAR	APR - JUN
	Animal Cruelty	32	46		
	Drug/Narcotic Offenses	1124	1120		
	Gambling Offenses	4	2		
	Pornography/Obscene Material	18	23		
	Prostitution	38	21		
	Weapon Law Violations	255	241		
	<b>TOTAL</b>	<b>1471</b>	<b>1453</b>		

CRIMES AGAINST SOCIETY	GROUP A OFFENSES	FY 2024 - 2025		
		OCT - DEC vs JUL - SEP 2024	JAN - MAR 2025 vs OCT - DEC 2024	APR - JUN vs JAN - MAR 2025
	Animal Cruelty		43.8%	
	Drug/Narcotic Offenses		-0.4%	
	Gambling Offenses		-50.0%	
	Pornography/Obscene Material		27.8%	
	Prostitution		-44.7%	
	Weapon Law Violations		-5.5%	
	<b>TOTAL</b>		<b>-1.2%</b>	



# Redistricting Update

## Phase 1

- August 2022- April 2023 – began project - RFP - selected vendor (Matrix Analytics)
- June 2023 – established working groups with Department/City subject matter experts

## Phase 2

- June-August 2023 – Department/City provided data to the consultant, including staffing, personnel types, call volume, infrastructure, population density, technology, and policies

## Phase 3

- September 2023-January 2024 – continuous meetings between consultant/working groups
- January-March 2024 – consultant held public meetings to obtain input from community

## Phase 4

- October 2024 – meeting with Chiefs, CAO, CMO, OER to discuss recommendations
- October-March 2025 – staff received consultant report and is drafting an information memo to summarize recommendations

## Phase 5

- **January 2025-present – pending budget process and/or further evaluation, begin implementation of recommendations**



# Redistricting Projects

- **District-wide Dispatching**

- Recommendation: Transition to a district-based deployment system, eliminating beats as the level of geography that officers respond to.
- Status: Central Division Captain is leading the workgroup to explore legal, logistical, and budgetary issues. Central Division pilot is expected at May shift change.

- **12 District Deployment**

- Recommendation: Change from a 16-district patrol structure to a 12-district structure.
- Status: Workgroup including community stakeholders will be formed to draw boundaries.

- **Detention Services Unit**

- Recommendation: Create a Detention Services Unit staffed with a new Detention Officer classification.
- Status: Budget proposal submitted for 12 positions in new classification.

- **Two-Person Patrol Units**

- Recommendation: Continue the current practice of limited deployment of two-person patrol cars and explore widening deployment of these cars .
- Status: Pilot will be in Foothill Division, target date TBD.



# Cinco De Mayo 2025

- Department command staff has been meeting with D5 staff
- D5 event planned for Sunday (5/4)
- Street closure will include S. King Rd. from McKee Rd. to Emma Prusch Park
- No other road closures are **planned**
- Friday-Sunday (5/2 through 5/4): PD operational hours (2 p.m. to 2 a.m.) and contingent traffic diversions in Downtown and Foothill corridors
- PD Media Relations Unit will continually update social media



# QUESTIONS

